

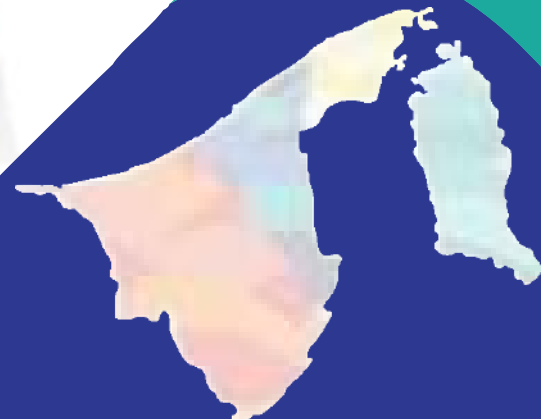


كمنترين فندييقن  
KEMENTERIAN PENDIDIKAN  
MINISTRY OF EDUCATION

# قراعتكان فندييقن نكارا بروني دارالسلام

## BRUNEI DARUSSALAM EDUCATION STATISTICS

# 2018



DEPARTMENT OF PLANNING, DEVELOPMENT AND RESEARCH  
MINISTRY OF EDUCATION  
NEGARA BRUNEI DARUSSALAM



# PREFACE

The Brunei Darussalam Education Statistics Book 2018 is a yearly publication by the Department of Planning, Development and Research, Ministry of Education, Brunei Darussalam. It contains information about Brunei Darussalam's education system, the *Sistem Pendidikan Negara Abad ke-21* (SPN21) and statistical information.

The statistics information include number of schools, enrolment of students and number of teachers disaggregated by gender, age, programmes, and qualification. The information is based on data gathered throughout 2018.

It is also hoped that successful publication of this book will provide useful information for educational planning and directions as well as meet the needs of other users and requirement of various international statistical agencies such as United Nations Educational, Scientific and Cultural Organization (UNESCO) Institute of Statistics (UIS), the Southeast Asian Ministers of Education Organization (SEAMEO), Commonwealth and Organization for Economic Cooperation and Development (OECD).

This book is divided into five sections:

Section 1 contains statistics summary;

Section 2 covers all the Pre-Primary, Primary, Secondary and Sixth Form education levels;

Section 3 covers all the Vocational, Technical, Higher education levels and BICPA;

Section 4 views the Education Statistical Series; and

Section 5 presents the lists of all schools by District in Brunei Darussalam.

The Department would like to thank all government and private schools, colleges and institutions including the various ministries, for their continuous support and cooperation in providing the relevant data. The Department would also like to acknowledge everyone who has contributed directly or indirectly to the successful production of this publication.

**EDUCATIONAL DATA MANAGEMENT SECTION  
DEPARTMENT OF PLANNING, DEVELOPMENT AND RESEARCH  
MINISTRY OF EDUCATION  
BRUNEI DARUSSALAM  
[www.moe.gov.bn](http://www.moe.gov.bn)**

**AUGUST 2019**

# CONTENT

Preface	
Content	
Introductory Remarks	
List of Acronyms	
Overview of the Education System	
SPN21 Education System Structure	
Brunei General Information	
Number of Schools, Teachers and Students on map	

## Section 1 : Education Statistics Summary 2018

1.1	Number of Schools/Institutions, Enrolment, and Teachers/Instructors According to District by Education Level and Ministry/Sector	19
1.2	Number of Schools/Institutions, Enrolment, and Number of Teachers/Instructors According to Gender by Education Level and District	20
1.3	Number of Schools/Institutions, Enrolment, and Number of Teachers/Instructors According to Gender by Education Level and Ministry/Sector	21
1.4	Number of Classes, Enrolment and Number of Teachers/Instructors According to Gender by Education Level	22
1.5	Number of Classes and Students According to Sector and Gender by Education Level	23
1.6	Number of Teachers/Instructors According to Sector and Gender by Education Level	24
1.7	Number of Classes and Students New and Repeaters According to Gender by Education Level	25
1.8	Enrolment According to Age by Education Level and Gender	
1.8.1	Pre-primary and Primary	28
1.8.2	Secondary	29
1.8.3	Sixth Form	29
1.8.4	Technical Vocational	30
1.8.5	Higher Education	31
1.9	Enrolment in According to Race and Citizenship by Education Level and Gender	
1.9.1	Pre-primary and Primary	32
1.9.2	Secondary and Sixth Form	33
1.9.3	Technical Vocational and Higher Education	34
1.10	Enrolment in Technical Vocational According to Award Level and Gender by Ministry/Sector and Institutions	35
1.11	Graduates in Technical Vocational According to Award Level and Gender, by Ministry/Sector and Institutions	36
1.12	Enrolment in Higher Education According to Award Level and Gender by Field of Education	37
1.13	Graduates in Higher Education According to Award Level and Gender by Field of Education	39
1.14	Number of Teachers/Instructors According to Education Level and Gender by Nationality, Academic Qualification and Terms of Service	41
1.15	Number of Teachers/Instructors According to Education Level and Gender by Age Group	42
1.16	Number of Classes, Enrolment, Student-Class Ratio, Number of Teachers/Instructors, Teacher-Class Ratio and Student-Teacher Ratio by Education Level and Ministry/Sector	43
1.17	Enrolment, Number of Teachers/Instructors and Student-Teacher Ratio According to District by Education Level and Ministry/Sector	44
1.18	Number of Classes, Enrolment, Student-Class Ratio, Number of Teachers/Instructors, Teacher-Class Ratio, and Student-Teacher Ratio by Education Level	45

## Section 2 : Statistics on Pre-Primary, Primary, Secondary and Sixth Form education 2018

### 2.1 Ministry of Education

2.1.1	Number of Schools According to Education Level by District	51
2.1.2	Number of Teachers According to Education Level by District	51
2.1.3	Enrolment According to Education Level by District	51
2.1.4	Number of Classes, Enrolment and Number of Teachers by Education Level	52
2.1.5	Enrolment According to Education Level by District/Cluster	
2.1.5.1	Pre-Primary and Primary Enrolment According to Education Level by District	53
2.1.5.2	Pre-Primary and Primary Enrolment According to Education Level by Cluster	53
2.1.5.3	Secondary According to Education Level by District	54
2.1.5.4	Secondary According to Education Level by Cluster	54
2.1.5.5	Sixth Form According to Education Level by District	55
2.1.5.6	Sixth Form According to Education Level by Cluster	55
2.1.6	Number of Classes, New Students and Repeaters by Education Level and Programme	
2.1.6.1	Pre-Primary and Primary	56
2.1.6.2	Secondary	57
2.1.6.3	Sixth Form	57
2.1.7	Enrolment According to Age by Education Level	
2.1.7.1	Pre-Primary and Primary	58
2.1.7.2	Secondary	59
2.1.7.3	Sixth Form	59
2.1.8	Enrolment According to Race by Education Level	
2.1.8.1	Pre-Primary and Primary	60
2.1.8.2	Secondary	61
2.1.8.3	Sixth Form	61
2.1.9	Teachers' Nationality, Academic Qualification, Trained and Untrained, and Terms of Service by Education Level	62
2.1.10	Teachers' Age Group and Years of Service by Education Level	63

### 2.2 Ministry of Religious Affairs

2.2.1	Number of Schools According to Education Level by District	67
2.2.2	Number of Teachers According to Education Level by District	67
2.2.3	Enrolment According to Education Level by District	67
2.2.4	Number of Classes, Enrolment and Number of Teachers by Education Level	68
2.2.5	Enrolment According to Education Level by District	
2.2.5.1	Primary	69
2.2.5.2	Secondary	69
2.2.5.3	Sixth Form	69
2.2.5.4	Diploma 'Aliyah Qiraat	69
2.2.6	Number of Classes, New Students and Repeaters by Education Level and Programme	70
2.2.7	Enrolment According to Age by Education Level	
2.2.7.1	Primary	71
2.2.7.2	Secondary	71
2.2.7.3	Sixth Form	71
2.2.7.4	Diploma 'Aliyah Qiraat	71
2.2.8	Enrolment According to Race and Citizenship by Education Level	72
2.2.9	Teachers' Nationality, Academic Qualification, Trained and Untrained, and Terms of Service by Education Level	73

2.2.10	Teachers' Age Group and Years of Service by Education Level	74
--------	---	----

## **2.3 Private Schools**

2.3.1	Number of Schools According to Education Level by District	77
2.3.2	Number of Teachers According to Education Level by District	77
2.3.3	Enrolment According to Education Level by District	77
2.3.4	Number of Classes, Enrolment and Number of Teachers by Education Level	78
2.3.5	Enrolment According to Education Level by District	
2.3.5.1	Pre-Primary	79
2.3.5.2	Primary	79
2.3.5.3	Secondary	80
2.3.5.4	Sixth Form	80
2.3.6	Number of Classes, New Students and Repeaters by Education Level and Programme	81
2.3.7	Enrolment According to Age by Education Level	
2.3.7.1	Pre-Primary and Primary	82
2.3.7.2	Secondary	83
2.3.7.3	Sixth Form	83
2.3.8	Enrolment According to Race and Citizenship by Education Level	
2.3.8.1	Pre-Primary and Primary	84
2.3.8.2	Secondary	85
2.3.8.3	Sixth Form	85
2.3.9	Teachers' Nationality, Academic Qualification, Trained and Untrained, and Terms of Service According by Education Level	86
2.3.10	Teachers' Age Group and Years of Service by Education Level	87

## **Section 3 : Statistics on Vocational, Technical and Higher Education 2018**

### **3.1 Ministry of Education**

3.1.1	Number of Institutions According to Education Level by District	93
3.1.2	Enrolment According to Education Level and Gender by District	93
3.1.3	Number of Instructors/Lecturers According to Education Level and Gender by District	93
3.1.4	Enrolment and Number of Instructors/Lecturers According to Gender by Education Level	93
3.1.5	Enrolment According to Education Level and Gender by District for Technical Vocational	94
3.1.6	Enrolment According to Education Level and Gender by District for Higher Education	94
3.1.7	Number of New Students and Repeaters According to Gender by Education Level and Institution for Technical Vocational	94-95
3.1.8	Number of New Students and Repeaters According to Gender by Education Level and Institution for Higher Education	95
3.1.9	Enrolment According to Age by Education Level, Institution, and Gender for Technical Vocational	96-98
3.1.10	Enrolment According to Age by Education Level, Institution, and Gender for Higher Education	99-101
3.1.11	Enrolment According to Race and Citizenship by Education Level, Institution, and Gender for Technical Vocational	102-103
3.1.12	Enrolment According to Race and Citizenship by Education Level, Institution, and Gender for Higher Education	104-105
3.1.13	Intake, Enrolment, and Graduates According to Gender by Institution and Award Level for Technical Vocational	106-107
3.1.14	Enrolment According to Education Level and Gender by Institution and Award Level for Technical Vocational	108-109

3.1.15	Enrolment According to Education Level and Gender by Institution and Courses/Programmes for Technical Vocational	
3.1.15.1	IBTE Sultan Saiful Rijal Campus	110
3.1.15.2	IBTE Mechanical Campus	110
3.1.15.3	IBTE Business Campus	111
3.1.15.4	IBTE Nakhoda Ragam Campus	111
3.1.15.5	IBTE Agro-Technology Campus	111
3.1.15.6	IBTE Jefri Bolkihah Campus	112
3.1.15.7	IBTE Sultan Bolkihah Campus	112
3.1.16	Intake, Enrolment, and Graduates According to Gender by Award Level and Field of Education for Higher Education	113-114
3.1.17	Intake, Enrolment, and Graduates According to Gender by Institution, Award Level, Field of Education, and Programme for Higher Education	
3.1.17.1	Universiti Brunei Darussalam (UBD)	115-118
3.1.17.2	Universiti Islam Sultan Sharif Ali (UNISSA)	119-120
3.1.17.3	Universiti Teknologi Brunei (UTB)	121-123
3.1.17.4	Politeknik Brunei (PB)	124-125
3.1.18	Enrolment According to Education Level and Gender by Institution, Faculty, and Programmes for Higher Education	
3.1.18.1	Universiti Brunei Darussalam (UBD)	126-130
3.1.18.2	Universiti Islam Sultan Sharif Ali (UNISSA)	131-132
3.1.18.3	Universiti Teknologi Brunei (UTB)	133-135
3.1.18.4	Politeknik Brunei (PB)	136-137
3.1.19	Technical Vocational and Higher Education Instructors/Lecturers According to Citizenship and Gender by Academic Qualification, Terms of Service, Age Group and Years of Service	138
3.1.20	Technical Vocational Instructors According to Citizenship and Gender by Academic Qualification, Terms of Service, Age Group, Years of Service, and Institution	139-145
3.1.21	Higher Education Lecturers According to Citizenship and Gender by Academic Qualification, Terms of Service, Age Group, Years of Service, and Institution	146-149

## **3.2 Ministry of Religious Affairs**

3.2.1	Number of Institutions According to Education Level by District	153
3.2.2	Enrolment According to Education Level and Gender by District	153
3.2.3	Number of Instructors/Lecturers According to Education Level and Gender by District	153
3.2.4	Enrolment and Number of Lecturers According to Gender by Education Level for Higher Education	153
3.2.5	Enrolment According to Education Level and Gender by District for Higher Education	154
3.2.6	Number of New Students and Repeaters According to Gender by Education Level for Higher Education	154
3.2.7	Enrolment According to Age by Education Level and Gender for Higher Education	155
3.2.8	Enrolment According to Race and Citizenship by Education Level and Gender for Higher Education	156
3.2.9	Intake, Enrolment, and Graduates According to Gender by Institution, Award Level, and Field of Education for Higher Education	157
3.2.10	Intake, Enrolment, and Graduates According to Gender by Institution, Award Level, Field of Education, and Programmes for Higher Education	158
3.2.11	Enrolment According to Education Level and Gender by Institution, Faculty, and Programmes for Higher Education	159-160
3.2.12	Higher Education Lecturers According to Citizenship and Gender by Academic Qualification, Terms of Service, Age Group, and Years of Service	161

### **3.3 Ministry of Culture, Youth and Sports**

3.3.1	Number of Institutions According to Education Level by District	165
3.3.2	Enrolment According to Education Level and Gender by District	165
3.3.3	Number of Instructors/Lecturers According to Education Level and Gender by District	165
3.3.4	Vocational Technical Enrolment and Number of Instructors According to Gender by Education Level	166
3.3.5	Vocational Technical Enrolment According to Education Level and Gender by District	166
3.3.6	Vocational Technical Number of New Students and Repeaters According to Gender by Education Level	166
3.3.7	Vocational Technical Enrolment According to Age by Education Level and Gender	167
3.3.8	Enrolment According to Race and Citizenship by Education Level and Gender for Technical Vocational	167
3.3.9	Intake, Enrolment, and Graduates According to Gender by Award Level for Technical Vocational	168
3.3.10	Enrolment According to Education Level and Gender by Award Level for Technical Vocational	168
3.3.11	Enrolment According to Education Level and Gender by Course/Programme for Technical Vocational	168
3.3.12	Technical Vocational Instructors According to Citizenship and Gender by Academic Qualification, Terms of Service, Age Group and Years of Service	169

### **3.4 Prime Minister's Office**

3.4.1	Number of Institutions According to Education Level by District	173
3.4.2	Enrolment According to Education Level and Gender by District	173
3.4.3	Number of Instructors/Lecturers According to Education Level and Gender by District	173
3.4.4	Enrolment and Number of Instructors According to Gender by Education Level for Technical Vocational	174
3.4.5	Enrolment According to Education Level and Gender by District for Technical Vocational	174
3.4.6	Number of New Students and Repeaters According to Gender by Education Level for Technical Vocational	174
3.4.7	Enrolment According to Age by Education Level and Gender for Technical Vocational	175
3.4.8	Enrolment According to Race and Citizenship by Education Level and Gender for Technical Vocational	175
3.4.9	Intake, Enrolment and Graduates According to Gender by Award Level for Technical Vocational	176
3.4.10	Enrolment According to Education Level and Gender by Award Level for Technical Vocational	176
3.4.11	Enrolment According to Education Level and Gender by Course/Programme for Technical Vocational	176
3.4.12	Technical and Vocational Instructors According to Citizenship and Gender by Academic Qualification, Terms of Service, Age Group, and Years of Service	177

### **3.5 Private Institutions**

3.5.1	Number of Institutions According to Education Level by District	181
3.5.2	Enrolment According to Education Level and Gender by District	181
3.5.3	Number of Instructors/Lecturers According to Education Level and Gender by District	181
3.5.4	Enrolment and Number of Instructors/Lecturers According to Gender by Education Level	181
3.5.5	Enrolment According to Education Level and Gender by District for Technical Vocational	182
3.5.6	Enrolment According to Education Level and Gender by District for Higher Education	182
3.5.7	Number of New Students and Repeaters According to Gender by Institution and Education Level for Technical Vocational	182
3.5.8	Number of New Students and Repeaters According to Gender by Institution and	183



	Education Level for Higher Education	
3.5.9	Enrolment According to Age by Education Level, Institution and Gender for Technical Vocational	184-185
3.5.10	Enrolment According to Age by Education Level, Institution and Gender for Higher Education	186-188
3.5.11	Enrolment According to Race And Citizenship by Education Level and Gender for Technical Vocational	189
3.5.12	Enrolment According to Race And Citizenship by Education Level and Gender for Higher Education	190-191
3.5.13	Intake, Enrolment and Graduates According to Gender by Award Level and Institution for Technical Vocational	192
3.5.14	Enrolment According to Education Level and Gender by Award Level and Institution for Technical Vocational	193
3.5.15	Enrolment According to Education Level and Gender by Course/Programme and Institution for Technical Vocational	194-195
3.5.16	Intake, Enrolment and Graduates According to Gender by Award Level and Field of Education for Higher Education	196
3.5.17	Intake, Enrolment and Graduates According to Gender by Institution, Award Level, Field of Education and Programme for Higher Education	197-199
3.5.18	Enrolment According to Education Level and Gender by Institutions, Award Level, Field of Education and Programme for Higher Education	200-201
3.5.19	Technical Vocational Instructors According to Citizenship and Gender by Academic Qualification, Terms of Service, Age Group and Years of Service	202
3.5.20	Higher Education Lecturers According to Citizenship and Gender by Academic Qualification, Terms of Service, Age Group and Years of Service	203
3.5.21	Technical Vocational Instructors According to Citizenship and Gender by Academic Qualification, Terms of Service, Age Group, Years of Service and Institution	204-207
3.5.22	Higher Education Lecturers According to Citizenship and Gender by Academic Qualification, Terms of Service, Age Group, Years of Service and Institution	208

### 3.6 Professional Institution

3.6.1	Number of Institutions By District	211
3.6.2	Enrolments According to Gender by District	211
3.6.3	Number of Instructors/Lecturers According to Gender by District	211
3.6.4	Enrolment and Number of Instructors/Lecturers According to Gender by District	211
3.6.5	Enrolment According to Education Level and Gender by District	212
3.6.6	Number of New Students and Repeaters According to Gender by Institution and Education Level	212
3.6.7	Enrolment According to Age by Education Level, Institution and Gender	213-214
3.6.8	Enrolment According to Race and Citizenship by Education Level and Gender	215
3.6.9	Intake, Enrolment and Graduate According to Gender by Award Level and Field of Education	215
3.6.10	Enrolment According to Education Level and Gender by Award Level, Field of Education and Programmes	215
3.6.11	Number of Instructor/Lecturers According to Citizenship and Gender by Academic Qualification, Terms of Service, Age Group, Years of Service and Institution	216

## Section 4 : Education Statistical Series

4.1	Number of Schools According to Education Level and Sector by Year	219
	<i>Chart: Figure 4.1- Number of Schools According to Education Level and Sector by Year 2009-2018</i>	220

4.2	Number of Teachers/Instructors According to Level of Education and Sector by Year	221
	<i>Chart: Figure 4.2 - Number of Teachers/Instructors According to Level of Education and Sector by Year 2009 - 2018</i>	224
4.3	Enrolment According to Education Level and Sector by Year	225
	<i>Chart: Figure 4.3 - Enrolment According to Education Level and Sector by Year 2009 – 2018</i>	226
4.4	Percentage of Pupils Passed in Primary School Assessment (PSR) Examination	227
	<i>Chart: Figure 4.4 - Percentage of Pupils Passed in Primary School Assessment (PSR) Examination 2009-2018</i>	227
4.5	Percentage of Students With 5 'O' and Above in O Level Examination by Sector	228
	<i>Chart: Figure 4.5 - Percentage of Students With 5 'O' and Above in BCGCE 'O' Level Examination by Sector 2009-2018</i>	228
4.6	Percentage of Students Passed With 2'A' and Above in BCGCE 'A' Level Examination	229
	<i>Chart: Figure 4.6 - Percentage of Students With 2 'A' and Above Passes in BCGCE 'A' Examination 2009-2018</i>	229

## **Section 5 : List of Schools**

5.1	List of Schools by Sector and District	233-240
-----	--	---------

## BOOK INFORMATION

- (1) This statistics booklet reports data as of:
  - March 31, 2018 for pre-primary, primary, secondary and sixth form education; and
  - September 30, 2018 for the vocational, technical and higher education levels.
- (2) School levels are categorised as follows :
  - a. Pre-Primary : Pre-School (for Government Schools) and Kindergarten 1, 2 and 3 (for Private Schools).
  - b. Primary : Year 1 to Year 6.
  - c. Secondary : Year 7 to Year 11 and Sixth Form.
  - d. Vocational Technical : Vocational and Technical Education (VTE).
  - e. Higher Education : University College, Polytechnic, Institute (except Institute Tahfiz Al-Quran Sultan Haji Hassanal Bolkiah) and Universities.
- (3) Government statistics include data from schools/colleges/institutions/universities under the administration of Ministry of Education (MoE), Prime Minister's Office (PMO), Ministry of Religious Affairs (MoRA) and Ministry of Culture, Youth and Sports (MoCYS).
- (4) The number of students is the total students enrolled including those taking leave of absence, and the number of graduates is the total students who successfully completed a course of study/training with awarded certificate.
- (5) The number of teachers represents all teachers inclusive of head teachers/principals and deputy principals who have teaching duties.
- (6) Two (2) government secondary schools offer both secondary and sixth form levels; Maktab Sains Paduka Seri Begawan Sultan and Sekolah Menengah Sayyidina Ali.
- (7) One (1) government vocational and technical institution, that is IBTE Jefri Bolkiah Campus offers Level 5 Diploma course.
- (8) Fifteen (15) private schools offer both primary and secondary levels.
- (9) Three (3) private vocational and technical institutions offer Higher National Diploma courses.
- (10) The following races are categorised as follows:
  - Malay : Malay comprises of Melayu Brunei, Kedayan, Dusun, Murut, Bisaya, Belait and Tutong.
  - Other Indigenous : Indigenous that are not included in Malay categories such as Iban, Kedazan, Lun Bawang, etc.
  - Others : Indians, Portugese, British, etc.
- (11) Technical and Vocational Education and Training (TVET) and Higher Education:
  - Intake : First year students (new students) not including repeaters.
  - Enrolment : Total students in the institution.
  - Graduates : Number of students who have completed a programme/course of study and been awarded certificate.
- (12) Trained teachers are teachers with Certificate/Diploma in Teaching/Education, Postgraduate Certificates/Diploma in Education, Bachelor in Education, Master in Education or Doctorate in Education.
- (13) Academic Qualification of a teacher/instructor/lecturer may be a subject-specific or a teacher-training qualification or a combined qualification.

## LIST OF ACRONYMS

AD	-	<b>Advanced Diploma</b>
BPS	-	<b>Bahagian Pendidikan Swasta</b>
IBTE	-	<b>Institute of Brunei Technical Education</b>
BICPA	-	<b>The Brunei Darussalam Institute of Certified Public Accountants</b>
C	-	<b>Citizens</b>
CLS	-	<b>Number of Classes</b>
CNC	-	<b>Citizens and Non-Citizens</b>
COP	-	<b>Competency of Proficiency Apprenticeship</b>
F	-	<b>Female</b>
HNC	-	<b>Higher National Certificate</b>
HND	-	<b>Higher National Diploma</b>
ISQ	-	<b>Industrial Skills Qualification</b>
SC	-	<b>Skill Certificate</b>
KIGS	-	<b>Kolej International Graduate Studies</b>
KUPUSB	-	<b>Kolej Universiti Perguruan Ugama Seri Begawan</b>
LCB	-	<b>Laksamana College of Business</b>
M	-	<b>Male</b>
m	-	<b>Missing data (or not available)</b>
MF	-	<b>Male and Female</b>
MoCYS	-	<b>Ministry of Culture, Youth and Sports</b>
MoE	-	<b>Ministry of Education</b>
MoRA	-	<b>Ministry of Religious Affairs</b>
NC	-	<b>Non-Citizens</b>
ND	-	<b>National Diploma</b>
HNTec	-	<b>Higher National Technical Education Certificate</b>
NTec	-	<b>National Technical Education Certificate</b>
PB	-	<b>Politeknik Brunei</b>
PMO	-	<b>Prime Minister's Office</b>
UBD	-	<b>Universiti Brunei Darussalam</b>
UNISSA	-	<b>Universiti Islam Sultan Sharif Ali</b>
UTB	-	<b>Universiti Teknologi Brunei</b>
x	-	<b>Included in other category</b>
z	-	<b>Category does not apply</b>

# OVERVIEW OF THE EDUCATION SYSTEM

## INTRODUCTION

Being a small nation with population less than half a million, education plays a critical role in contributing to shaping the future of Brunei Darussalam.

The Ministry of Education (MoE) is committed in providing an educational system that prepares and equips our young generation for their future roles in the development of the country. Through 'The Strategic Plan 2018-2022', MoE has sets out its mission "to deliver holistic education to achieve fullest potential for all"; with its vision, "Quality Education, Dynamic Nation". This supports Wawasan Brunei 2035 to produce educated, highly skilled and accomplished people. Thus, Brunei Darussalam's education system aims to nurture every child and to help all students to discover/maximize their talent, and develop passion for life-long learning.

In January 2009, MoE has embarked on the National Education System for the 21st Century or Sistem Pendidikan Negara Abad Ke-21 (SPN21). SPN21 has brought three major changes in the education system: education structure; curriculum and assessment; and technical education.

SPN21 allows highly capable students to complete their secondary education in a shorter period of four instead of five years. It provides multiple pathways for students to choose programmes that suit their capabilities, interests, inclinations, growth and development; catering to their needs. It also reflects on the ministry's desire to ensure that students complete at least four years of secondary education before pursuing post-secondary education or seeking for employment. The Compulsory Education Act 2007 ensures all school aged children between the ages of 6 and 15 years to attend 9 years of formal education.

## EDUCATION STRUCTURE

### Pre-Primary Education

Children enter the education system (one year of primary education) at the age of five. This reception/foundation stage emphasises the socio-emotional development and personality to prepare learners for primary education.

### Primary Education

The duration of primary education is six years (Year 1 to Year 6). At the end of Year 6, students sit for Primary School Assessment or *Penilaian Sekolah Rendah* (PSR). It helps identify the appropriate secondary school programmes (streams) to match individual student's learning pace, ability and inclination. Students who attain five 'A's in their PSR will be channelled to the science schools.

For students with special educational needs, there are two different plans provided for them: Remedial Education Plan (REP) and Individualised Education Plan (IEP). REP is mainly for students with learning difficulties in basic skills such as reading, writing and mathematics. IEP is intended for students who have been identified as having special educational needs, in particular those with high support needs. Modifications and changes are made on the curriculum, and in teaching and learning strategies to suit the need(s) of these students.

## Secondary Education

At secondary level, most students follow the two-year common curriculum (Year 7 and Year 8) before channeled into one of the following programmes starting Year 9:

- **General Secondary Education Programme**

This programme is for those who are more academically inclined. Majority of students will be in the 5-year programme, sitting for their Brunei Cambridge General Certificate of Education Ordinary Level (BC GCE 'O' Level) at the end of Year 11. Students who are highly performing in Year 8 will be undergoing the 4 year programme to sit for BC GCE 'O' Level at the end of year 10.

- **Applied Secondary Education Programme**

This programme is designed for students who are more inclined towards vocational education which is more hands-on and provides project-based approach in learning. At the end of this programme students will develop technical skills to prepare them for future employment in the vocational sector. Within the Applied Secondary Education Programme, the Special Applied Programme (SAP) is also offered at Year 9.

However, students with identified strength(s), talent(s) and need(s) will undergo the following programmes starting Year 7:

- **Specialised Education Programme**

This is a 5-year programme for the gifted and talented students who by virtue of outstanding abilities are capable of exceptional performance in general or specific ability areas. The curriculum designed for the gifted and talented students focuses on differentiating the content, process, product and/or the learning environment with increased breadth and depth of the subject matter. Opportunities are made available for extension, enrichment and acceleration, or the appropriate combination of these approaches within the differentiated curriculum. These will be determined by considering the students' various learning needs and strengths.

- **Special Educational Needs Programme**

Special Educational Needs Programme at the secondary level is a continuity of the Individualised Education Plan (IEP) in primary schools. One of the Special Educational Needs Programme that has been implemented in secondary schools is the Pre-Vocational Programme.

This 5-year programme caters for the needs of identified students with special educational needs at the secondary level. Besides developing their basic academic, living and social skills, the programme also seeks to instill vocational and work skills through relevant work placements. The programme aims to produce independent individuals striving towards their fullest potential.

After Year 10 or Year 11, students can proceed to either sixth form, polytechnics (e.g. Politeknik Brunei) or Technical and Vocational Education and Training (TVET) institutions.

## Sixth Form / Pre University Education

Students who have obtained adequate and relevant BC GCE 'O' level results may proceed to the pre-university level. At this level, most students follow a two-year course and sit for the GCE Advanced level ('A' level) examination. Those who complete 'A' level courses with adequate and relevant passes may be eligible for entry to any of the four local universities or be awarded scholarships for further studies abroad.

However, students are not prohibited from applying to pursue courses in polytechnic or TVET institutions; or seek for employment after the completion of sixth form.

## Technical and Vocational Education and Training (TVET)

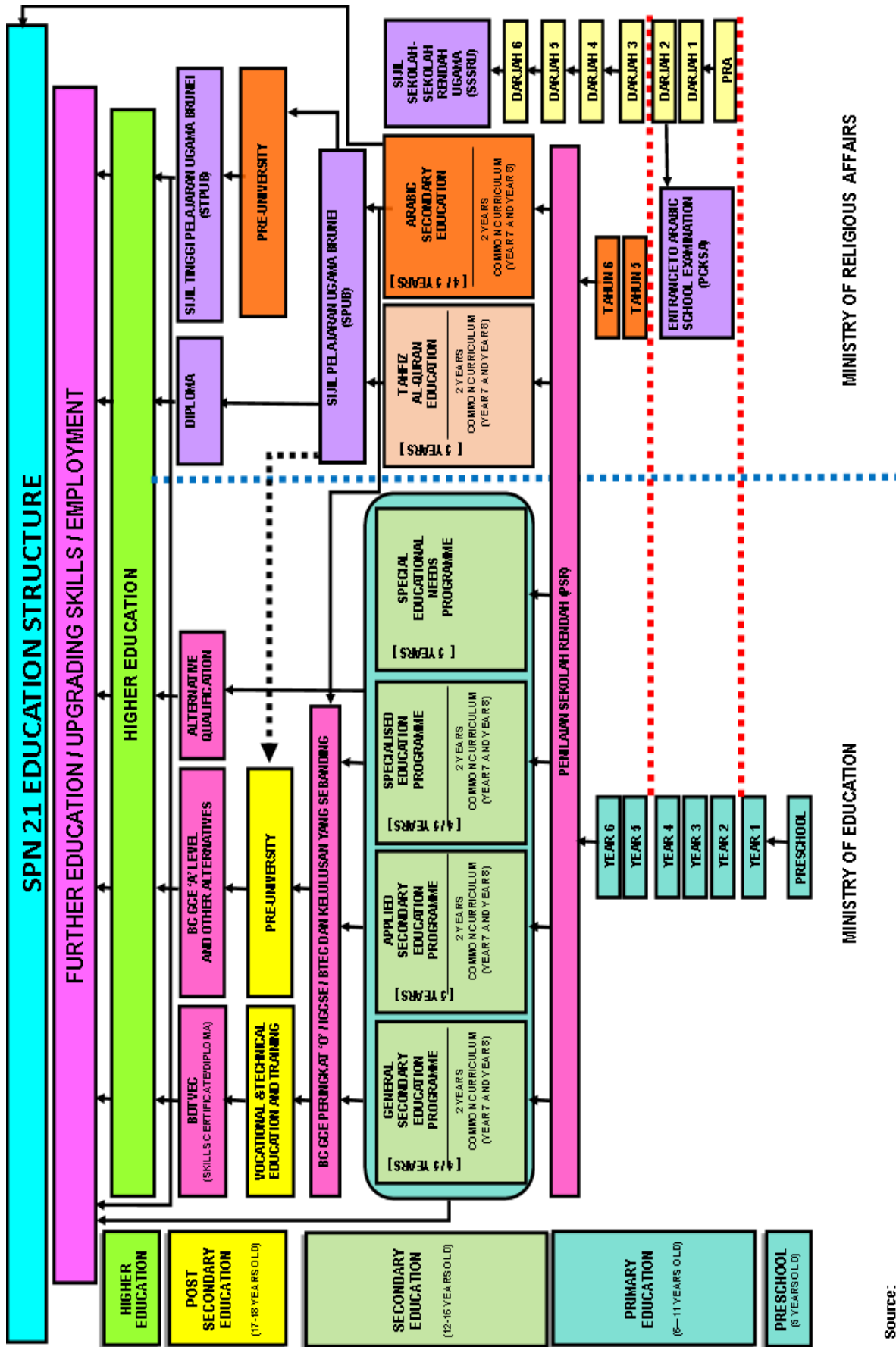
TVET imparts to young learners the skills needed in the world of work. Under the SPN21, Skill Certificate and Diploma programs are taken by students who have completed upper secondary education to prepare them for work as skilled workers or technicians; as well as for progression to higher level technical studies.

- Students who have completed their BC GCE 'O' level have the opportunity to progress to technical programmes at certificate level. Upon completion, they may proceed to higher level of technical education.
- Students who have adequate and relevant BC GCE 'O' level results may proceed Diploma Programmes.

## Higher Education

There are four universities and one Polytechnic in Brunei Darussalam. The course duration ranges from two years (diploma programmes) to four years (undergraduate programmes).

- Universiti Brunei Darussalam (UBD) was established in 1985 and offers diploma, undergraduates, Master and Doctor of Philosophy programmes. It has ten faculties namely, Academy of Brunei Studies, Centre for Lifelong Learning, Faculty of Arts and Social Sciences, Faculty of Integrated Technologies, Faculty of Science, Institute of Policy Studies, Language Centre, Sultan Hassanal Bolkiah Institute of Education, Pengiran Anak Puteri Rashidah Sa'adatul Bolkiah Institute of Health Science, and UBD School of Business and Economics.
- Universiti Islam Sultan Sharif Ali (UNISSA) was established in 2007 and it focuses on Arabic Language, Islamic History and Civilisation, Islamic Law and Islamic Finance. It offers diploma, undergraduates, Masters and Doctor of Philosophy programmes. The university has four faculties and three Research Centres namely, Faculty of Arabic Language and Islamic Civilisation, Faculty of Usuluddin, Faculty of Shariah and Law, Faculty of Business and Management Sciences, Centre for Promotion of Knowledge and Language Learning, Madhhab Shafi'i Research Centre and Centre for Postgraduate Studies and Research.
- Universiti Teknologi Brunei (UTB) was set up in January 1986 as Institut Teknologi Brunei (ITB), and upgraded to a University status in October 2008. It offers Undergraduate Degree programmes, Taught Masters, and also Masters by Research and PhD programmes in the areas of engineering, business and ICT. The university has UTB School of Business, School of Computing and Informatics, School of Applied Sciences and Mathematics, School Design and Faculty of Engineering. It also has Centre for Communication, Teaching and Learning which supports the faculty and schools in terms of students' language proficiencies and soft skills development.
- Kolej Universiti Perguruan Ugama Seri Begawan (KUPU SB) was established in 1975 as an Islamic Religious Teachers' Training College. In 2007, it was upgraded to a university college. KUPU SB is under the purview/jurisdiction of the Ministry of Religious Affairs (MoRA). It offers diploma, higher national diploma, post-graduate diploma, undergraduate and Masters programmes in Islamic teaching. It has seven faculties and three centres; namely Faculty of Education, Faculty of Usuluddin, Faculty of Shariah, Centre for Core Knowledge, Language Centre, Centre for Postgraduate Studies and Research, Ahli Sunnah Wal Jama'ah Centre of Research and Understanding, Fiqh Al-Usrah Research Centre, Multimedia and Technology Centre, and Publication Centre.
- Politeknik Brunei (PB) was established under the consentment by His Majesty in his titah during the Teachers' Day Celebration in October 2008. The academic structure comprises of four schools; namely School of Business and Finance, School of Information and Communication Technology (ICT), School of Science and Engineering, and School of Health Sciences.



Source: SPN21, Ministry of Education (2013)



## BRUNEI GENERAL INFORMATION 2018

Total Population	421,300 (2017)
Annual Rate of Increase	1.0% (2017)
Life Expectancy at Birth (Years)	77.3 (2017)
Infant Mortality Rate per 1000 live births	9.3 (2017)
Literacy Rate (Total)	96.6 (2017)
Literacy Rate (Male)	97.8 (2017)
Literacy Rate (Female)	95.3 (2017)
GDP per Capita at current prices (BND)	39,752* (2017)
Number of Schools	252
Number of Teachers	10,940
Number of Students	108,881
Teacher to Student Ratio	1 : 10
School to Student Ratio	1 : 432
School to Teacher Ratio	1 : 43
Number of Graduates (Local Higher Education institutions)	3973




**Note:**




\* - Based on the revised and rebasing of the national accounts with basic year 2010, Department of Economic Planning and Development.




**Source:**

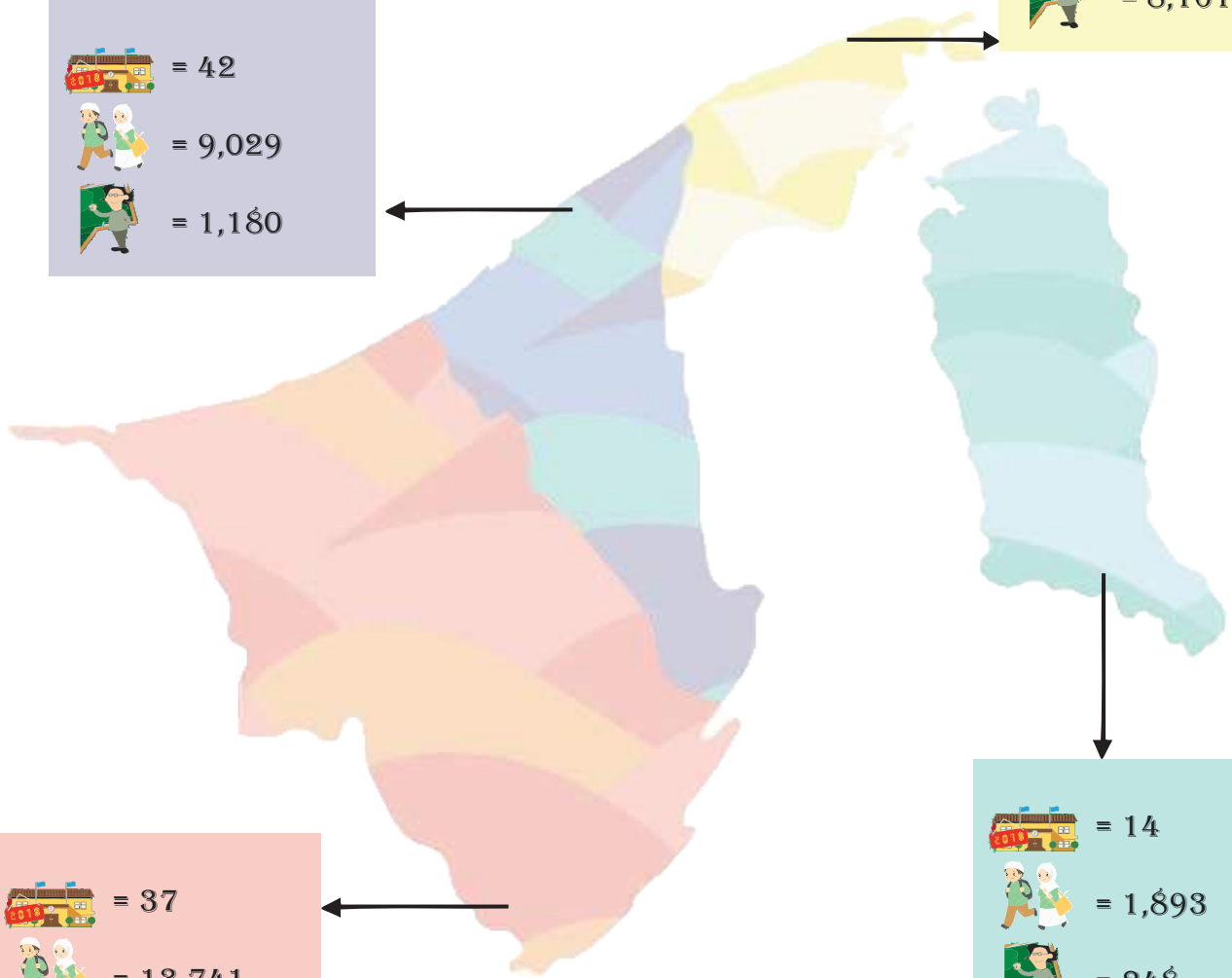
Department of Economic Planning and Development, Prime Minister's Office (2018)  
 Department of Planning, Development and Research, Ministry of Education (2018)




# NO. OF SCHOOLS / INSTITUTES, STUDENT ENROLMENT & TEACHERS / INSTRUCTORS




**OVERALL TOTAL**  
 NO. OF SCHOOLS = 251  
 ENROLMENT = 108,553  
 NO. OF TEACHERS = 10,934

 = 158  
 = 83,890  
 = 8,161

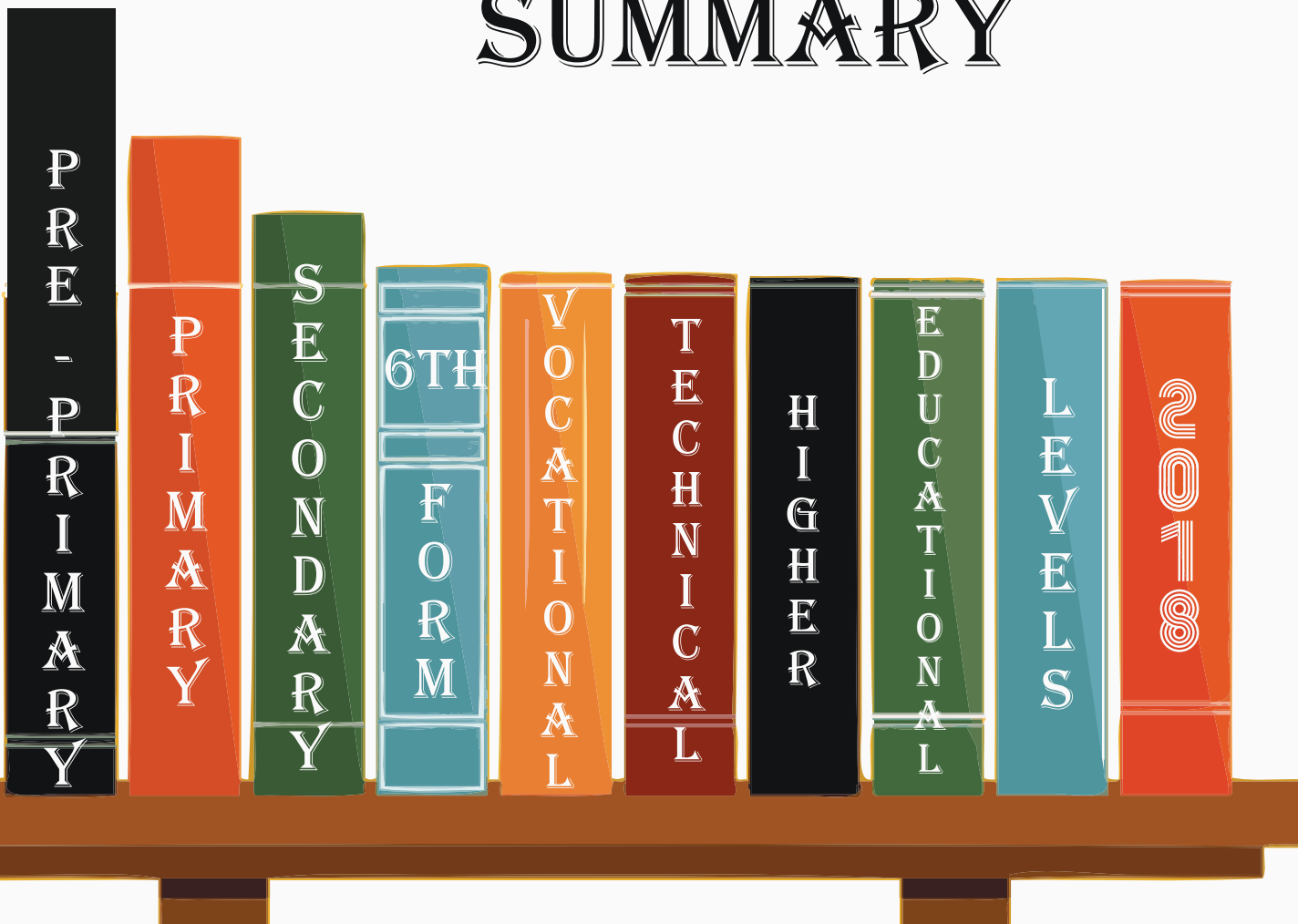
 = 42  
 = 9,029  
 = 1,180



 = 37  
 = 13,741  
 = 1,345

 = 14  
 = 1,893  
 = 248

# SECTION 1.0: EDUCATION STATISTICS SUMMARY





**NUMBER OF SCHOOLS/INSTITUTION, ENROLMENT, AND TEACHERS/INSTRUCTOR ACCORDING TO DISTRICT BY EDUCATION LEVEL AND MINISTRY/SECTOR**

Education Level	Ministry / Sector	District												Overall Total		
		Brunei Muara			Tutong			Belait			Temburong			Number of Schools / Institutions	Enrolment	Number of Teachers / Instructors
		Number of Schools / Institutions	Enrolment	Number of Teachers / Instructors	Number of Schools / Institutions	Enrolment	Number of Teachers / Instructors	Number of Schools / Institutions	Enrolment	Number of Teachers / Instructors	Number of Schools / Institutions	Enrolment	Number of Teachers / Instructors			
All	<b>Overall Total</b>	<b>158</b>	<b>83890</b>	<b>8161</b>	<b>42</b>	<b>9029</b>	<b>1180</b>	<b>37</b>	<b>13741</b>	<b>1345</b>	<b>14</b>	<b>1893</b>	<b>248</b>	<b>251</b>	<b>108553</b>	<b>10934</b>
	MoE	95	50344	5571	35	7226	1021	23	7670	899	11	1630	210	164	66870	7701
	MoRA	6	5544	605	1	456	69	1	165	25	1	91	18	9	6256	717
	MoCYS	1	174	24	0	0	0	0	0	0	0	0	0	1	174	24
	PMO	1	41	14	0	0	0	0	0	0	0	0	0	1	41	14
	Private (BPS)	55	27787	1947	6	1347	90	13	5906	421	2	172	20	76	35212	2478
Pre-Primary	<b>Total</b>	<b>11</b>	<b>10283</b>	<b>667</b>	<b>1</b>	<b>1145</b>	<b>80</b>	<b>2</b>	<b>2196</b>	<b>131</b>	<b>x</b>	<b>215</b>	<b>21</b>	<b>14</b>	<b>13839</b>	<b>899</b>
	MoE	x	2178	180	x	479	43	x	392	36	x	121	14	x	3170	273
	Private (BPS)	11	8105	487	1	666	37	2	1804	95	x	94	7	14	10669	626 <sup>(i)</sup>
Primary	<b>Total</b>	<b>102</b>	<b>28705</b>	<b>2749</b>	<b>35</b>	<b>4025</b>	<b>563</b>	<b>28</b>	<b>5793</b>	<b>542</b>	<b>13</b>	<b>881</b>	<b>135</b>	<b>178</b>	<b>39404</b>	<b>3989</b>
	MoE	62	14830	1742	29	3240	496	16	2962	338	10	769	116	117	21801	2692
	MoRA	2	1216	120	1	104	14	1	59	9	1	34	6	5	1413	149 <sup>(i)</sup>
	Private (BPS)	38	12659	887	5	681	53	11	2772	195	2	78	13	56	16190	1148 <sup>(i)</sup>
Secondary	<b>Total</b>	<b>24</b>	<b>25269</b>	<b>2940</b>	<b>5</b>	<b>3546</b>	<b>483</b>	<b>5</b>	<b>4635</b>	<b>519</b>	<b>1</b>	<b>797</b>	<b>92</b>	<b>35</b>	<b>34247</b>	<b>4034</b>
	MoE	21	18369	2229	5	3194	428	5	3199	372	1	740	80	32	25502	3109
	MoRA	2	2848	353	x	352	55	x	106	16	x	57	12	2	3363	436 <sup>(i)</sup>
	Private (BPS)	1	4052	358	0	0	0	x	1330	131	0	0	0	1	5382	489 <sup>(i)</sup>
Sixth Form	<b>Total</b>	<b>4</b>	<b>3931</b>	<b>536</b>	<b>1</b>	<b>313</b>	<b>54</b>	<b>x</b>	<b>331</b>	<b>47</b>	<b>0</b>	<b>0</b>	<b>0</b>	<b>5</b>	<b>4575</b>	<b>637</b>
	MoE	3	2773	399	1	313	54	x	331	47	0	0	0	4	3417	500
	MoRA	1	707 <sup>(ii)</sup>	85	0	0	0	0	0	0	0	0	0	1	707	85 <sup>(i)</sup>
	Private (BPS)	x	451	52	0	0	0	0	0	0	0	0	0	x	451	52 <sup>(i)</sup>
Vocational Technical	<b>Total</b>	<b>10</b>	<b>4296</b>	<b>437</b>	<b>0</b>	<b>0</b>	<b>0</b>	<b>2</b>	<b>786</b>	<b>106</b>	<b>0</b>	<b>0</b>	<b>0</b>	<b>12</b>	<b>5082</b>	<b>543</b>
	MoE	5	3091	347	0	0	0	2	786	106	0	0	0	7	3877	453
	MoCYS	1	174	24	0	0	0	0	0	0	0	0	0	1	174	24
	PMO	1	41	14	0	0	0	0	0	0	0	0	0	1	41	14
	Private (BPS)	3	990	52	0	0	0	0	0	0	0	0	0	3	990	52
Higher Education	<b>Total</b>	<b>7</b>	<b>11406</b>	<b>832</b>	<b>0</b>	<b>0</b>	<b>0</b>	<b>0</b>	<b>0</b>	<b>0</b>	<b>0</b>	<b>0</b>	<b>0</b>	<b>7</b>	<b>11406</b>	<b>832</b>
	MoE	4	9103	674	0	0	0	0	0	0	0	0	0	4	9103	674
	MoRA	1	773	47	0	0	0	0	0	0	0	0	0	1	773	47
	Private (BPS)	2	1530	111	0	0	0	0	0	0	0	0	0	2	1530	111

**Note:**

x - Included in the total number of Primary School.

<sup>(i)</sup> - Teachers teaching more than one level of education are included in the level based on the highest number of teaching periods or number of classes taught.<sup>(ii)</sup> - Diploma 'Aliyah Qiraat included

## 1.2

**NUMBER OF SCHOOLS/INSTITUTION ENROLMENT, AND NUMBER OF  
TEACHERS/INSTRUCTOR ACCORDING TO GENDER BY EDUCATION LEVEL  
AND DISTRICT**

Education Level	District	Number of Schools / Institutions	Enrolment			Number of Teachers / Instructors		
			MF	M	F	MF	M	F
<b>All</b>	<b>Overall Total</b>	<b>251</b>	<b>108553</b>	<b>54585</b>	<b>53968</b>	<b>10934</b>	<b>3001</b>	<b>7933</b>
	<b>Brunei Muara</b>	<b>158</b>	<b>83890</b>	<b>41753</b>	<b>42137</b>	<b>8161</b>	<b>2198</b>	<b>5963</b>
	<b>Tutong</b>	<b>42</b>	<b>9029</b>	<b>4652</b>	<b>4377</b>	<b>1180</b>	<b>312</b>	<b>868</b>
	<b>Belait</b>	<b>37</b>	<b>13741</b>	<b>7170</b>	<b>6571</b>	<b>1345</b>	<b>395</b>	<b>950</b>
	<b>Temburong</b>	<b>14</b>	<b>1893</b>	<b>1010</b>	<b>883</b>	<b>248</b>	<b>96</b>	<b>152</b>
Pre-Primary	<b>Total</b>	<b>14</b>	<b>13839</b>	<b>7108</b>	<b>6731</b>	<b>899</b>	<b>41</b>	<b>858</b>
	Brunei Muara	11	10283	5294	4989	667	30	637
	Tutong	1	1145	571	574	80	4	76
	Belait	2	2196	1140	1056	131	6	125
	Temburong	x	215	103	112	21	1	20
Primary	<b>Total</b>	<b>178</b>	<b>39404</b>	<b>20265</b>	<b>19139</b>	<b>3989</b>	<b>886</b>	<b>3103</b>
	Brunei Muara	102	28705	14774	13931	2749	564	2185
	Tutong	35	4025	2045	1980	563	132	431
	Belait	28	5793	2973	2820	542	133	409
	Temburong	13	881	473	408	135	57	78
Secondary	<b>Total</b>	<b>35</b>	<b>34247</b>	<b>17764</b>	<b>16483</b>	<b>4034</b>	<b>1178</b>	<b>2856</b>
	Brunei Muara	24	25269	12955	12314	2940	809	2131
	Tutong	5	3546	1900	1646	483	154	329
	Belait	5	4635	2475	2160	519	177	342
	Temburong	1	797	434	363	92	38	54
Sixth Form	<b>Total</b>	<b>5</b>	<b>4575</b>	<b>1952</b>	<b>2623</b>	<b>637</b>	<b>206</b>	<b>431</b>
	Brunei Muara	4	3931	1688	2243	536	164	372
	Tutong	1	313	136	177	54	22	32
	Belait	x	331	128	203	47	20	27
	Temburong	0	z	z	z	z	z	z
Vocational Technical	<b>Total</b>	<b>12</b>	<b>5082</b>	<b>2795</b>	<b>2287</b>	<b>543</b>	<b>246</b>	<b>297</b>
	Brunei Muara	10	4296	2341	1955	437	187	250
	Tutong	0	z	z	z	z	z	z
	Belait	2	786	454	332	106	59	47
	Temburong	0	z	z	z	z	z	z
Higher Education	<b>Total</b>	<b>7</b>	<b>11406</b>	<b>4701</b>	<b>6705</b>	<b>832</b>	<b>444</b>	<b>388</b>
	Brunei Muara	7	11406	4701	6705	832	444	388
	Tutong	0	z	z	z	z	z	z
	Belait	0	z	z	z	z	z	z
	Temburong	0	z	z	z	z	z	z

**Note:**

z - All Arabic schools do not conduct Pre-Primary education; No Sixth Form Institution exist in Temburong;

All Higher Education Institutions are in Brunei Muara; data not applicable.

x - Included in the total number of Primary School.

**NUMBER OF SCHOOLS/INSTITUTIONS, ENROLMENT, AND NUMBER OF  
TEACHERS/INSTRUCTORS ACCORDING TO GENDER BY EDUCATION LEVEL  
AND MINISTRY/SECTOR**

Education Level	Ministry / Sector	Number of Schools / Institutions	Enrolment			Number of Teachers / Instructors		
			MF	M	F	MF	M	F
All	<b>Overall Total</b>	<b>251</b>	<b>108553</b>	<b>54585</b>	<b>53968</b>	<b>10934</b>	<b>3001</b>	<b>7933</b>
	MoE	164	66870	33757	33113	7701	2251	5450
	MoRA	9	6256	2715	3541	717	223	494
	MoCYS	1	174	87	87	24	9	15
	PMO	1	41	11	30	14	4	10
	Private (BPS)	76	35212	18015	17197	2478	514	1964
Pre-Primary	<b>Total</b>	<b>14</b>	<b>13839</b>	<b>7108</b>	<b>6731</b>	<b>899</b>	<b>41</b>	<b>858</b>
	MoE	x	3170	1674	1496	273	19	254
	MoRA	0	z	z	z	z	z	z
	MoCYS	z	z	z	z	z	z	z
	PMO	z	z	z	z	z	z	z
	Private (BPS)	14	10669	5434	5235	626 <sup>(i)</sup>	22 <sup>(i)</sup>	604 <sup>(i)</sup>
Primary	<b>Total</b>	<b>178</b>	<b>39404</b>	<b>20265</b>	<b>19139</b>	<b>3989</b>	<b>886</b>	<b>3103</b>
	MoE	117	21801	11500	10301	2692	635	2057
	MoRA	5	1413	639	774	149 <sup>(i)</sup>	38 <sup>(i)</sup>	111 <sup>(i)</sup>
	MoCYS	z	z	z	z	z	z	z
	PMO	z	z	z	z	z	z	z
	Private (BPS)	56	16190	8126	8064	1148	213	935
Secondary	<b>Total</b>	<b>35</b>	<b>34247</b>	<b>17764</b>	<b>16483</b>	<b>4034</b>	<b>1178</b>	<b>2856</b>
	MoE	32	25502	13439	12063	3109	866	2243
	MoRA	2	3363	1473	1890	436 <sup>(i)</sup>	135 <sup>(i)</sup>	301 <sup>(i)</sup>
	MoCYS	z	z	z	z	z	z	z
	PMO	z	z	z	z	z	z	z
	Private (BPS)	1	5382	2852	2530	489	177	312
Sixth Form	<b>Total</b>	<b>5</b>	<b>4575</b>	<b>1952</b>	<b>2623</b>	<b>637</b>	<b>206</b>	<b>431</b>
	MoE	4	3417	1394	2023	500	156	344
	MoRA	1	707 <sup>(ii)</sup>	327 <sup>(ii)</sup>	380 <sup>(ii)</sup>	85 <sup>(i)</sup>	20 <sup>(i)</sup>	65 <sup>(i)</sup>
	MoCYS	z	z	z	z	z	z	z
	PMO	z	z	z	z	z	z	z
	Private (BPS)	x	451	231	220	52 <sup>(i)</sup>	30 <sup>(i)</sup>	22 <sup>(i)</sup>
Vocational Technical	<b>Total</b>	<b>12</b>	<b>5082</b>	<b>2795</b>	<b>2287</b>	<b>543</b>	<b>246</b>	<b>297</b>
	MoE	7	3877	2134	1743	453	214	239
	MoRA	z	z	z	z	z	z	z
	MoCYS	1	174	87	87	24	9	15
	PMO	1	41	11	30	14	4	10
	Private (BPS)	3	990	563	427	52	19	33
Higher Education	<b>Total</b>	<b>7</b>	<b>11406</b>	<b>4701</b>	<b>6705</b>	<b>832</b>	<b>444</b>	<b>388</b>
	MoE	4	9103	3616	5487	674	361	313
	MoRA	1	773	276	497	47	30	17
	MoCYS	z	z	z	z	z	z	z
	PMO	z	z	z	z	z	z	z
	Private (BPS)	2	1530	809	721	111	53	58

**Note:**

- z - All Arabic schools do not conduct Pre-Primary education; All institutions under administration of MoCYS and PMO conduct Vocational Technical education only; Data not applicable.
- x - Included in the total number of Primary schools.
- (i) - Teachers teaching more than one level of education are included in the level based on the highest number of teaching periods or number of classes taught.
- (ii) - Diploma 'Aliyah Qiraat included

## 1.4

**NUMBER OF CLASSES, ENROLMENT AND NUMBER OF TEACHERS/INSTRUCTOR  
ACCORDING TO GENDER BY EDUCATION LEVEL**

Education Level	Number of Classes	Enrolment			Number of Teachers / Instructors		
		MF	M	F	MF	M	F
<b>Overall Total</b>	<b>4480</b>	<b>108553</b>	<b>54585</b>	<b>53968</b>	<b>10934</b>	<b>3001</b>	<b>7933</b>
<b>Pre-Primary Total</b>	<b>737</b>	<b>13839</b>	<b>7108</b>	<b>6731</b>	<b>899</b>	<b>41</b>	<b>858</b>
Kindergarten (KG) 1	167	<b>3073</b>	1585	1488	<b>899</b>	41	858
Kindergarten (KG) 2	193	<b>3983</b>	2006	1977			
Preschool Kindergarten (KG) 3	377	<b>6783</b>	3517	3266			
<b>Primary Total</b>	<b>2021</b>	<b>39404</b>	<b>20265</b>	<b>19139</b>	<b>3989</b>	<b>886</b>	<b>3103</b>
Year 1	340	<b>6771</b>	3485	3286	<b>3989</b>	886	3103
Year 2	327	<b>6455</b>	3280	3175			
Year 3	334	<b>6539</b>	3397	3142			
Year 4	326	<b>6536</b>	3405	3131			
Year 5	336	<b>6410</b>	3259	3151			
Year 6	358	<b>6693</b>	3439	3254			
<b>Secondary Total</b>	<b>1722</b>	<b>34247</b>	<b>17764</b>	<b>16483</b>	<b>4034</b>	<b>1178</b>	<b>2856</b>
Year 7	327	<b>6942</b>	3629	3313	<b>1456</b>	396	1060
Year 8	329	<b>6991</b>	3611	3380			
Year 9	362	<b>6894</b>	3512	3382	<b>2578</b>	782	1796
Year 10	357	<b>6721</b>	3480	3241			
Year 11	347	<b>6699</b>	3532	3167			
<b>Sixth Form Total</b>	<b>z</b>	<b>4575</b>	<b>1952</b>	<b>2623</b>	<b>637</b>	<b>206</b>	<b>431</b>
Lower Sixth Form	z	<b>2435</b>	1046	1389	<b>637</b>	206	431
Upper Sixth Form	z	<b>2140</b>	906	1234			
<b>Vocational / Technical Total</b>	<b>z</b>	<b>5082</b>	<b>2795</b>	<b>2287</b>	<b>543</b>	<b>246</b>	<b>297</b>
Year 1	z	<b>3073</b>	1668	1405	<b>543</b>	246	297
Year 2	z	<b>1964</b>	1096	868			
Year 3	z	<b>45</b>	31	14			
<b>Higher Education Total</b>	<b>z</b>	<b>11406</b>	<b>4701</b>	<b>6705</b>	<b>832</b>	<b>444</b>	<b>388</b>
Year 1	z	<b>3473</b>	1460	2013	<b>832</b>	444	388
Year 2	z	<b>3988</b>	1640	2348			
Year 3	z	<b>2819</b>	1155	1664			
Year 4	z	<b>1025</b>	412	613			
Year 5	z	<b>92</b>	28	64			
Year 6	z	<b>9</b>	6	3			

**Note:**

z - Classes are not fixed, hence, data is not applicable



Education Level	Students											
	Government Sector				Private Sector				Total			
	CLS	MF	M	F	CLS	MF	M	F	CLS	MF	M	F
<b>Overall Total</b>	<b>2950</b>	<b>73341</b>	<b>36570</b>	<b>36771</b>	<b>1530</b>	<b>35212</b>	<b>18015</b>	<b>17197</b>	<b>4480</b>	<b>108553</b>	<b>54585</b>	<b>53968</b>
<b>Pre-Primary Education Total</b>	<b>199</b>	<b>3170</b>	<b>1674</b>	<b>1496</b>	<b>538</b>	<b>10669</b>	<b>5434</b>	<b>5235</b>	<b>737</b>	<b>13839</b>	<b>7108</b>	<b>6731</b>
Kindergarten (KG) 1	z	z	z	z	167	3073	1585	1488	167	3073	1585	1488
Kindergarten (KG) 2	z	z	z	z	193	3983	2006	1977	193	3983	2006	1977
Preschool / Kindergarten (KG) 3	199	3170	1674	1496	178	3613	1843	1770	377	6783	3517	3266
<b>Primary Education Total</b>	<b>1251</b>	<b>23214</b>	<b>12139</b>	<b>11075</b>	<b>770</b>	<b>16190</b>	<b>8126</b>	<b>8064</b>	<b>2021</b>	<b>39404</b>	<b>20265</b>	<b>19139</b>
Year 1	184	3464	1821	1643	156	3307	1664	1643	340	6771	3485	3286
Year 2	186	3457	1781	1676	141	2998	1499	1499	327	6455	3280	3175
Year 3	202	3707	1965	1742	132	2832	1432	1400	334	6539	3397	3142
Year 4	198	3867	2049	1818	128	2669	1356	1313	326	6536	3405	3131
Year 5	229	4207	2167	2040	107	2203	1092	1111	336	6410	3259	3151
Year 6	252	4512	2356	2156	106	2181	1083	1098	358	6693	3439	3254
<b>Secondary Education Total</b>	<b>1500</b>	<b>28865</b>	<b>14912</b>	<b>13953</b>	<b>222</b>	<b>5382</b>	<b>2852</b>	<b>2530</b>	<b>1722</b>	<b>34247</b>	<b>17764</b>	<b>16483</b>
Year 7	284	5831	3039	2792	43	1111	590	521	327	6942	3629	3313
Year 8	285	5792	2978	2814	44	1199	633	566	329	6991	3611	3380
Year 9	316	5851	2978	2873	46	1043	534	509	362	6894	3512	3382
Year 10	310	5663	2937	2726	47	1058	543	515	357	6721	3480	3241
Year 11	305	5728	2980	2748	42	971	552	419	347	6699	3532	3167
<b>Sixth Form Education Total</b>	<b>z</b>	<b>4124</b>	<b>1721</b>	<b>2403</b>	<b>z</b>	<b>451</b>	<b>231</b>	<b>220</b>	<b>z</b>	<b>4575</b>	<b>1952</b>	<b>2623</b>
Lower Sixth Form	z	2170	895	1275	z	226	131	95	z	2396	1026	1370
Upper Sixth Form	z	1872	781	1091	z	225	100	125	z	2097	881	1216
Diploma 'Aliyah Qiraat	z	82	45	37	z	z	z	z	z	82	45	37
<b>Vocational Technical Education Total</b>	<b>z</b>	<b>4092</b>	<b>2232</b>	<b>1860</b>	<b>z</b>	<b>990</b>	<b>563</b>	<b>427</b>	<b>z</b>	<b>5082</b>	<b>2795</b>	<b>2287</b>
Year 1	z	2437	1300	1137	z	636	368	268	z	3073	1668	1405
Year 2	z	1610	901	709	z	354	195	159	z	1964	1096	868
Year 3	z	45	31	14	z	z	z	z	z	45	31	14
<b>Higher Education Total</b>	<b>z</b>	<b>9876</b>	<b>3892</b>	<b>5984</b>	<b>z</b>	<b>1530</b>	<b>809</b>	<b>721</b>	<b>z</b>	<b>11406</b>	<b>4701</b>	<b>6705</b>
Year 1	z	2721	1063	1658	z	752	397	355	z	3473	1460	2013
Year 2	z	3602	1431	2171	z	386	209	177	z	3988	1640	2348
Year 3	z	2496	991	1505	z	323	164	159	z	2819	1155	1664
Year 4	z	956	373	583	z	69	39	30	z	1025	412	613
Year 5	z	92	28	64	z	z	z	z	z	92	28	64
Year 6	z	9	6	3	z	z	z	z	z	9	6	3

**Note:**

z - Classes are not fixed, hence, number of classes is not applicable; Higher Educational Institutions in Private Sector's academic year is only up to Year 3 only.

## 1.6

## NUMBER OF TEACHERS/INSTRUCTOR ACCORDING TO SECTOR AND GENDER BY EDUCATION LEVEL

Education Level	Teachers / Instructors								
	Government Sector			Private Sector			Total		
	MF	M	F	MF	M	F	MF	M	F
<b>Overall Total</b>	<b>8456</b>	<b>2487</b>	<b>5969</b>	<b>2478</b>	<b>514</b>	<b>1964</b>	<b>10934</b>	<b>3001</b>	<b>7933</b>
<b>Pre-Primary Total</b>	<b>273</b>	<b>19</b>	<b>254</b>	<b>626</b>	<b>22</b>	<b>604</b>	<b>899</b>	<b>41</b>	<b>858</b>
Preschool / Kindergarten (KG)	273	19	254	626	22	604	899	41	858
<b>Primary Total</b>	<b>2841</b>	<b>673</b>	<b>2168</b>	<b>1148</b>	<b>213</b>	<b>935</b>	<b>3989</b>	<b>886</b>	<b>3103</b>
Year 1 to 6	2841	673	2168	1148	213	935	3989	886	3103
<b>Secondary Total</b>	<b>3545</b>	<b>1001</b>	<b>2544</b>	<b>489</b>	<b>177</b>	<b>312</b>	<b>4034</b>	<b>1178</b>	<b>2856</b>
Year 7 & 8	1259	325	934	197	71	126	1456	396	1060
Year 9 to 11	2286	676	1610	292	106	186	2578	782	1796
<b>Sixth Form Total</b>	<b>585</b>	<b>176</b>	<b>409</b>	<b>52</b>	<b>30</b>	<b>22</b>	<b>637</b>	<b>206</b>	<b>431</b>
Sixth Form	585	176	409	52	30	22	637	206	431
<b>Vocational Technical Total</b>	<b>491</b>	<b>227</b>	<b>264</b>	<b>52</b>	<b>19</b>	<b>33</b>	<b>543</b>	<b>246</b>	<b>297</b>
Vocational Technical	491	227	264	52	19	33	543	246	297
<b>Higher Education Total</b>	<b>721</b>	<b>391</b>	<b>330</b>	<b>111</b>	<b>53</b>	<b>58</b>	<b>832</b>	<b>444</b>	<b>388</b>
Higher Education	721	391	330	111	53	58	832	444	388

## 1.7

**NUMBER OF CLASSES AND STUDENTS NEW AND REPEATERS ACCORDING TO GENDER  
BY EDUCATION LEVEL**

Education Level	Number of Classes	New Students			Repeaters			Total		
		MF	M	F	MF	M	F	MF	M	F
<b>Overall Total</b>	<b>4480</b>	<b>107439</b>	<b>53835</b>	<b>53604</b>	<b>1114</b>	<b>750</b>	<b>364</b>	<b>108553</b>	<b>54585</b>	<b>53968</b>
<b>Pre-Primary Total</b>	<b>737</b>	<b>13836</b>	<b>7106</b>	<b>6730</b>	<b>3</b>	<b>2</b>	<b>1</b>	<b>13839</b>	<b>7108</b>	<b>6731</b>
<b>Preschool / Kindergarten (KG)</b>	<b>737</b>	<b>13836</b>	<b>7106</b>	<b>6730</b>	<b>3</b>	<b>2</b>	<b>1</b>	<b>13839</b>	<b>7108</b>	<b>6731</b>
Kindergarten (KG) 1	167	<b>3073</b>	1585	1488	<b>0</b>	0	0	<b>3073</b>	<b>1585</b>	<b>1488</b>
Kindergarten (KG) 2	193	<b>3982</b>	2006	1976	<b>1</b>	0	1	<b>3983</b>	<b>2006</b>	<b>1977</b>
Preschool / Kindergarten (KG) 3	377	<b>6781</b>	3515	3266	<b>2</b>	2	0	<b>6783</b>	<b>3517</b>	<b>3266</b>
<b>Primary Total</b>	<b>2021</b>	<b>39372</b>	<b>20243</b>	<b>19129</b>	<b>32</b>	<b>22</b>	<b>10</b>	<b>39404</b>	<b>20265</b>	<b>19139</b>
Year 1	340	<b>6761</b>	3478	3283	<b>10</b>	7	3	<b>6771</b>	<b>3485</b>	<b>3286</b>
Year 2	327	<b>6449</b>	3278	3171	<b>6</b>	2	4	<b>6455</b>	<b>3280</b>	<b>3175</b>
Year 3	334	<b>6535</b>	3394	3141	<b>4</b>	3	1	<b>6539</b>	<b>3397</b>	<b>3142</b>
Year 4	326	<b>6532</b>	3402	3130	<b>4</b>	3	1	<b>6536</b>	<b>3405</b>	<b>3131</b>
Year 5	336	<b>6407</b>	3257	3150	<b>3</b>	2	1	<b>6410</b>	<b>3259</b>	<b>3151</b>
Year 6	358	<b>6688</b>	3434	3254	<b>5</b>	5	0	<b>6693</b>	<b>3439</b>	<b>3254</b>
<b>Secondary Total</b>	<b>1722</b>	<b>33395</b>	<b>17195</b>	<b>16200</b>	<b>852</b>	<b>569</b>	<b>283</b>	<b>34247</b>	<b>17764</b>	<b>16483</b>
Year 7	327	<b>6825</b>	3548	3277	<b>117</b>	81	36	<b>6942</b>	<b>3629</b>	<b>3313</b>
Year 8	329	<b>6884</b>	3536	3348	<b>107</b>	75	32	<b>6991</b>	<b>3611</b>	<b>3380</b>
Year 9	<b>362</b>	<b>6780</b>	<b>3442</b>	<b>3338</b>	<b>114</b>	<b>70</b>	<b>44</b>	<b>6894</b>	<b>3512</b>	<b>3382</b>
Science Stream (4 Years 'General Programme')	50	<b>975</b>	419	556	<b>0</b>	0	0	<b>975</b>	<b>419</b>	<b>556</b>
Science Stream (5 Years 'General Programme')	76	<b>1706</b>	772	934	<b>1</b>	1	0	<b>1707</b>	<b>773</b>	<b>934</b>
Arts Stream (4 Years 'General Programme')	1	<b>4</b>	3	1	<b>0</b>	0	0	<b>4</b>	<b>3</b>	<b>1</b>
Arts Stream (5 Years 'General Programme')	86	<b>1777</b>	896	881	<b>22</b>	11	11	<b>1799</b>	<b>907</b>	<b>892</b>
Arabic Stream (4 Years 'General Programme')	3	<b>62</b>	43	19	<b>0</b>	0	0	<b>62</b>	<b>43</b>	<b>19</b>
Arabic Stream (5 Years 'General Programme')	13	<b>316</b>	136	180	<b>0</b>	0	0	<b>316</b>	<b>136</b>	<b>180</b>
Applied Education Programme - 3 Years	73	<b>1383</b>	783	600	<b>57</b>	33	24	<b>1440</b>	<b>816</b>	<b>624</b>
Special Applied Programme (SAP) - 3 Years	33	<b>429</b>	298	131	<b>33</b>	24	9	<b>462</b>	<b>322</b>	<b>140</b>
Special Education Needs Programme (Pra Vok)	26	<b>105</b>	75	30	<b>0</b>	0	0	<b>105</b>	<b>75</b>	<b>30</b>
Specialised Education Programme	1	<b>23</b>	17	6	<b>1</b>	1	0	<b>24</b>	<b>18</b>	<b>6</b>

## 1.7

## Number of Classes, New and Repeaters by Level of Education

Education Level	Number of Classes	New Students			Repeaters			Total		
		MF	M	F	MF	M	F	MF	M	F
<b>Year 10</b>	<b>357</b>	<b>6620</b>	<b>3399</b>	<b>3221</b>	<b>101</b>	<b>81</b>	<b>20</b>	<b>6721</b>	<b>3480</b>	<b>3241</b>
Science Stream (4 Years 'General Programme')	37	629	304	325	2	2	0	631	306	325
Science Stream (5 Years 'General Programme')	78	1578	661	917	2	2	0	1580	663	917
Arts Stream (4 Years 'General Programme')	1	8	5	3	0	0	0	8	5	3
Arts Stream (5 Years 'General Programme')	85	2008	1035	973	26	19	7	2034	1054	980
Arabic Stream (4 Years 'General Programme')	2	38	38	0	0	0	0	38	38	0
Arabic Stream (5 Years 'General Programme')	12	283	98	185	0	0	0	283	98	185
Applied Education Programme - 3 Years	80	1559	856	703	45	37	8	1604	893	711
Special Applied Programme (SAP) - 3 Years	36	400	310	90	26	21	5	426	331	95
Special Education Needs Programme (Pra Vok)	25	95	75	20	0	0	0	95	75	20
Specialised Education Programme	1	22	17	5	0	0	0	22	17	5
<b>Year 11</b>	<b>347</b>	<b>6286</b>	<b>3270</b>	<b>3016</b>	<b>413</b>	<b>262</b>	<b>151</b>	<b>6699</b>	<b>3532</b>	<b>3167</b>
Science Stream (4 Years 'General Programme')	0	0	0	0	0	0	0	0	0	0
Science Stream (5 Years 'General Programme')	69	1413	661	752	5	1	4	1418	662	756
Arts Stream (4 Years 'General Programme')	0	0	0	0	0	0	0	0	0	0
Arts Stream (5 Years 'General Programme')	113	2362	1169	1193	214	141	73	2576	1310	1266
Arabic Stream (4 Years 'General Programme')	0	0	0	0	0	0	0	0	0	0
Arabic Stream (5 Years 'General Programme')	14	319	141	178	0	0	0	319	141	178
Applied Education Programme - 3 Years	83	1620	880	740	191	117	74	1811	997	814
Special Applied Programme (SAP) - 3 Years	44	505	377	128	3	3	0	508	380	128
Special Education Needs Programme (Pra Vok)	24	67	42	25	0	0	0	67	42	25
Specialised Education Programme	0	0	0	0	0	0	0	0	0	0

Education Level	Number of Classes	New Students			Repeaters			Total		
		MF	M	F	MF	M	F	MF	M	F
<b>Sixth Form Total</b>	<b>z</b>	<b>4533</b>	<b>1928</b>	<b>2605</b>	<b>42</b>	<b>24</b>	<b>18</b>	<b>4575</b>	<b>1952</b>	<b>2623</b>
<b>Lower Sixth Form</b>	<b>z</b>	<b>2409</b>	<b>1031</b>	<b>1378</b>	<b>26</b>	<b>15</b>	<b>11</b>	<b>2435</b>	<b>1046</b>	<b>1389</b>
Science	z	1267	556	711	9	5	4	1276	561	715
Art	z	856	325	531	17	10	7	873	335	538
Arab	z	247	130	117	0	0	0	247	130	117
Diploma 'Aliyah Qiraat (Year 1)	z	39	20	19	0	0	0	39	20	19
<b>Upper Sixth Form</b>	<b>z</b>	<b>2124</b>	<b>897</b>	<b>1227</b>	<b>16</b>	<b>9</b>	<b>7</b>	<b>2140</b>	<b>906</b>	<b>1234</b>
Science	z	1132	511	621	7	5	2	1139	516	623
Art	z	684	239	445	8	3	5	692	242	450
Arab	z	265	122	143	1	1	0	266	123	143
Diploma 'Aliyah Qira'at (Year 2)	z	26	13	13	0	0	0	26	13	13
Diploma 'Aliyah Qira'at (Year 3)	z	17	12	5	0	0	0	17	12	5
<b>Vocational Technical Total</b>	<b>z</b>	<b>5039</b>	<b>2760</b>	<b>2279</b>	<b>43</b>	<b>35</b>	<b>8</b>	<b>5082</b>	<b>2795</b>	<b>2287</b>
Year 1	z	3042	1643	1399	31	25	6	3073	1668	1405
Year 2	z	1958	1091	867	6	5	1	1964	1096	868
Year 3	z	39	26	13	6	5	1	45	31	14
<b>Higher Education Total</b>	<b>z</b>	<b>11264</b>	<b>4603</b>	<b>6661</b>	<b>142</b>	<b>98</b>	<b>44</b>	<b>11406</b>	<b>4701</b>	<b>6705</b>
Year 1	z	3451	1443	2008	22	17	5	3473	1460	2013
Year 2	z	3967	1623	2344	21	17	4	3988	1640	2348
Year 3	z	2726	1095	1631	93	60	33	2819	1155	1664
Year 4	z	1019	408	611	6	4	2	1025	412	613
Year 5	z	92	28	64	0	0	0	92	28	64
Year 6	z	9	6	3	0	0	0	9	6	3

**Note:**

z - Classes are not fixed, hence, number of classes is not applicable.

## 1.8a Pre-Primary and Primary

Education Level	Gender	Age (in years)												Total
		2	3	4	5	6	7	8	9	10	11	12	≥ 13	
Pre-Primary and Primary Total	MF	187	2590	3952	6517	6436	6601	6413	6370	6326	6239	1526	86	53243
	M	100	1325	2013	3367	3311	3316	3363	3292	3186	3210	842	48	27373
	F	87	1265	1939	3150	3125	3285	3050	3078	3140	3029	684	38	25870
Pre-Primary Total	MF	187	2590	3946	5857	1207	48	4	0	0	0	0	0	13839
	M	100	1325	2011	3030	615	25	2	0	0	0	0	0	7108
	F	87	1265	1935	2827	592	23	2	0	0	0	0	0	6731
Preschool	MF	0	0	238	2380	533	17	2	0	0	0	0	0	3170
	M	0	0	140	1259	264	10	1	0	0	0	0	0	1674
	F	0	0	98	1121	269	7	1	0	0	0	0	0	1496
Kindergarten (KG) 1	MF	187	2341	513	28	3	1	0	0	0	0	0	0	3073
	M	100	1196	264	21	3	1	0	0	0	0	0	0	1585
	F	87	1145	249	7	0	0	0	0	0	0	0	0	1488
Kindergarten (KG) 2	MF	0	249	2976	738	16	3	1	0	0	0	0	0	3983
	M	0	129	1501	365	9	1	1	0	0	0	0	0	2006
	F	0	120	1475	373	7	2	0	0	0	0	0	0	1977
Kindergarten (KG) 3	MF	0	0	219	2711	655	27	1	0	0	0	0	0	3613
	M	0	0	106	1385	339	13	0	0	0	0	0	0	1843
	F	0	0	113	1326	316	14	1	0	0	0	0	0	1770
Primary Total	MF	0	0	6	660	5229	6553	6409	6370	6326	6239	1526	86	39404
	M	0	0	2	337	2696	3291	3361	3292	3186	3210	842	48	20265
	F	0	0	4	323	2533	3262	3048	3078	3140	3029	684	38	19139
Year 1	MF	0	0	6	651	4609	1467	30	3	4	1	0	0	6771
	M	0	0	2	332	2384	748	14	2	3	0	0	0	3485
	F	0	0	4	319	2225	719	16	1	1	1	0	0	3286
Year 2	MF	0	0	0	9	616	4471	1311	46	2	0	0	0	6455
	M	0	0	0	5	312	2255	682	24	2	0	0	0	3280
	F	0	0	0	4	304	2216	629	22	0	0	0	0	3175
Year 3	MF	0	0	0	0	4	608	4501	1297	117	9	3	0	6539
	M	0	0	0	0	0	286	2367	676	58	8	2	0	3397
	F	0	0	0	0	4	322	2134	621	59	1	1	0	3142
Year 4	MF	0	0	0	0	0	7	555	4460	1459	50	4	1	6536
	M	0	0	0	0	0	2	290	2316	763	32	2	0	3405
	F	0	0	0	0	0	5	265	2144	696	18	2	1	3131
Year 5	MF	0	0	0	0	0	0	12	556	4075	1661	99	7	6410
	M	0	0	0	0	0	0	8	268	2022	883	71	7	3259
	F	0	0	0	0	0	0	4	288	2053	778	28	0	3151
Year 6	MF	0	0	0	0	0	0	0	8	669	4518	1420	78	6693
	M	0	0	0	0	0	0	0	6	338	2287	767	41	3439
	F	0	0	0	0	0	0	0	2	331	2231	653	37	3254

## 1.8

## ENROLMENT IN SECONDARY AND SIXTH FORM ACCORDING TO AGE BY EDUCATION LEVEL AND GENDER

**1.8b Secondary**

Education Level	Gender	Age (in years)									Total
		≤10	11	12	13	14	15	16	17	≥ 18	
<b>Secondary Total</b>	<b>MF</b>	<b>72</b>	<b>1098</b>	<b>4810</b>	<b>6743</b>	<b>7296</b>	<b>6722</b>	<b>5191</b>	<b>1897</b>	<b>418</b>	<b>34247</b>
	<b>M</b>	<b>39</b>	<b>559</b>	<b>2485</b>	<b>3412</b>	<b>3680</b>	<b>3522</b>	<b>2754</b>	<b>1035</b>	<b>278</b>	<b>17764</b>
	<b>F</b>	<b>33</b>	<b>539</b>	<b>2325</b>	<b>3331</b>	<b>3616</b>	<b>3200</b>	<b>2437</b>	<b>862</b>	<b>140</b>	<b>16483</b>
Year 7	<b>MF</b>	<b>71</b>	<b>1046</b>	<b>3875</b>	<b>1762</b>	<b>165</b>	<b>19</b>	<b>2</b>	<b>1</b>	<b>1</b>	<b>6942</b>
	<b>M</b>	39	531	2030	907	103	16	2	0	1	<b>3629</b>
	<b>F</b>	32	515	1845	855	62	3	0	1	0	<b>3313</b>
Year 8	<b>MF</b>	<b>1</b>	<b>41</b>	<b>891</b>	<b>3916</b>	<b>1899</b>	<b>208</b>	<b>30</b>	<b>5</b>	<b>0</b>	<b>6991</b>
	<b>M</b>	0	28	439	1972	1019	129	22	2	0	<b>3611</b>
	<b>F</b>	1	13	452	1944	880	79	8	3	0	<b>3380</b>
Year 9	<b>MF</b>	<b>0</b>	<b>11</b>	<b>41</b>	<b>994</b>	<b>4069</b>	<b>1506</b>	<b>208</b>	<b>53</b>	<b>12</b>	<b>6894</b>
	<b>M</b>	0	0	15	489	2010	817	136	38	7	<b>3512</b>
	<b>F</b>	0	11	26	505	2059	689	72	15	5	<b>3382</b>
Year 10	<b>MF</b>	<b>0</b>	<b>0</b>	<b>3</b>	<b>70</b>	<b>1054</b>	<b>3581</b>	<b>1665</b>	<b>243</b>	<b>105</b>	<b>6721</b>
	<b>M</b>	0	0	1	43	490	1821	882	161	82	<b>3480</b>
	<b>F</b>	0	0	2	27	564	1760	783	82	23	<b>3241</b>
Year 11	<b>MF</b>	<b>0</b>	<b>0</b>	<b>0</b>	<b>1</b>	<b>109</b>	<b>1408</b>	<b>3286</b>	<b>1595</b>	<b>300</b>	<b>6699</b>
	<b>M</b>	0	0	0	1	58	739	1712	834	188	<b>3532</b>
	<b>F</b>	0	0	0	0	51	669	1574	761	112	<b>3167</b>

**1.8c Sixth Form**

Education Level	Gender	Age (in years)								Total
		≤13	14	15	16	17	18	19	≥ 20	
<b>Sixth Form Total</b>	<b>MF</b>	<b>0</b>	<b>7</b>	<b>306</b>	<b>1305</b>	<b>1833</b>	<b>891</b>	<b>183</b>	<b>50</b>	<b>4575</b>
	<b>M</b>	<b>0</b>	<b>3</b>	<b>129</b>	<b>528</b>	<b>797</b>	<b>379</b>	<b>87</b>	<b>29</b>	<b>1952</b>
	<b>F</b>	<b>0</b>	<b>4</b>	<b>177</b>	<b>777</b>	<b>1036</b>	<b>512</b>	<b>96</b>	<b>21</b>	<b>2623</b>
Lower Sixth Form	<b>MF</b>	<b>0</b>	<b>5</b>	<b>272</b>	<b>988</b>	<b>934</b>	<b>197</b>	<b>29</b>	<b>10</b>	<b>2435</b>
	<b>M</b>	0	2	112	388	428	95	17	4	<b>1046</b>
	<b>F</b>	0	3	160	600	506	102	12	6	<b>1389</b>
Upper Sixth Form	<b>MF</b>	<b>0</b>	<b>2</b>	<b>34</b>	<b>317</b>	<b>899</b>	<b>694</b>	<b>154</b>	<b>40</b>	<b>2140</b>
	<b>M</b>	0	1	17	140	369	284	70	25	<b>906</b>
	<b>F</b>	0	1	17	177	530	410	84	15	<b>1234</b>

## 1.8

## ENROLMENT IN VOCATIONAL TECHNICAL ACCORDING TO AGE BY EDUCATION LEVEL AND GENDER

## 1.8d Vocational Technical

Education Level	Gender	Age (years)																Total
		≤15	16	17	18	19	20	21	22	23	24	25	26	27	28	29	≥ 30	
<b>Vocational Technical Total</b>	<b>MF</b>	<b>0</b>	<b>54</b>	<b>423</b>	<b>1139</b>	<b>1137</b>	<b>875</b>	<b>514</b>	<b>282</b>	<b>189</b>	<b>114</b>	<b>73</b>	<b>46</b>	<b>30</b>	<b>36</b>	<b>34</b>	<b>136</b>	<b>5082</b>
	<b>M</b>	<b>0</b>	<b>25</b>	<b>224</b>	<b>588</b>	<b>608</b>	<b>492</b>	<b>291</b>	<b>167</b>	<b>106</b>	<b>66</b>	<b>40</b>	<b>30</b>	<b>18</b>	<b>27</b>	<b>23</b>	<b>90</b>	<b>2795</b>
	<b>F</b>	<b>0</b>	<b>29</b>	<b>199</b>	<b>551</b>	<b>529</b>	<b>383</b>	<b>223</b>	<b>115</b>	<b>83</b>	<b>48</b>	<b>33</b>	<b>16</b>	<b>12</b>	<b>9</b>	<b>11</b>	<b>46</b>	<b>2287</b>
Year 1	MF	0	54	381	827	647	445	267	150	92	42	34	17	14	23	16	64	3073
	M	0	25	198	424	331	251	162	93	48	27	20	13	8	18	11	39	1668
	F	0	29	183	403	316	194	105	57	44	15	14	4	6	5	5	25	1405
Year 2	MF	0	0	42	312	489	419	236	128	94	68	36	27	15	13	17	68	1964
	M	0	0	26	164	277	232	120	70	55	37	19	17	9	9	11	50	1096
	F	0	0	16	148	212	187	116	58	39	31	17	10	6	4	6	18	868
Year 3	MF	0	0	0	0	1	11	11	4	3	4	3	2	1	0	1	4	45
	M	0	0	0	0	0	9	9	4	3	2	1	0	1	0	1	1	31
	F	0	0	0	0	1	2	2	0	0	2	2	2	0	0	0	3	14



## 1.8e Higher Education

Education Level	Gender	Age (in years)																						Total		
		≤15	16	17	18	19	20	21	22	23	24	25	26	27	28	29	30	31	32	33	34	35-39	40-44		≥ 45	Unknown
Higher Education Total	MF	0	27	189	586	1246	1758	1709	1633	1304	905	574	363	237	133	110	100	82	62	40	40	153	93	62	0	11406
	M	0	12	81	241	525	715	680	675	548	386	235	133	103	56	37	52	39	20	20	19	57	35	32	0	4701
	F	0	15	108	345	721	1043	1029	958	756	519	339	230	134	77	73	48	43	42	20	21	96	58	30	0	6705
Year 1	MF	0	26	167	453	776	678	309	221	225	156	106	60	46	32	36	29	26	21	16	16	35	22	17	0	3473
	M	0	12	70	188	316	279	146	104	100	61	35	29	22	14	7	12	17	8	9	7	10	7	7	0	1460
	F	0	14	97	265	460	399	163	117	125	95	71	31	24	18	29	17	9	13	7	9	25	15	10	0	2013
Year 2	MF	0	1	21	122	373	885	872	520	275	255	200	119	60	39	27	31	27	16	11	10	59	42	23	0	3988
	M	0	0	11	50	171	346	340	230	129	104	73	36	30	15	13	20	10	5	2	6	23	13	13	0	1640
	F	0	1	10	72	202	539	532	290	146	151	127	83	30	24	14	11	17	11	9	4	36	29	10	0	2348
Year 3	MF	0	0	1	11	97	190	501	720	507	281	163	111	67	25	24	18	17	16	7	6	33	18	6	0	2819
	M	0	0	0	3	38	86	186	281	211	141	75	38	24	12	9	6	9	3	6	3	15	8	1	0	1155
	F	0	0	1	8	59	104	315	439	296	140	88	73	43	13	15	12	8	13	1	3	18	10	5	0	1664
Year 4	MF	0	0	0	0	0	5	27	172	277	189	87	68	57	37	20	19	9	8	5	7	21	10	7	0	1025
	M	0	0	0	0	0	4	8	60	102	71	46	29	26	15	8	12	2	4	2	3	8	7	5	0	412
	F	0	0	0	0	0	1	19	112	175	118	41	39	31	22	12	7	7	4	3	4	13	3	2	0	613
Year 5	MF	0	0	0	0	0	0	0	0	20	24	17	4	7	0	3	3	1	1	1	1	4	1	5	0	92
	M	0	0	0	0	0	0	0	0	6	9	5	1	1	0	0	2	1	0	1	0	0	0	2	0	28
	F	0	0	0	0	0	0	0	0	14	15	12	3	6	0	3	1	0	1	0	1	4	1	3	0	64
Year 6	MF	0	0	0	0	0	0	0	0	0	0	1	1	0	0	0	0	2	0	0	0	1	0	4	0	9
	M	0	0	0	0	0	0	0	0	0	0	1	0	0	0	0	0	0	0	0	0	1	0	4	0	6
	F	0	0	0	0	0	0	0	0	0	0	0	1	0	0	0	0	2	0	0	0	0	0	0	0	3

## 1.9

## ENROLMENT IN PRE-PRIMARY AND PRIMARY ACCORDING TO RACE AND CITIZENSHIP BY EDUCATION LEVEL AND GENDER

## 1.9a Pre-Primary and Primary

Education Level	Gender	Race										
		Malay		Other Indigenous		Chinese		Others		Total		
		C	NC	C	NC	C	NC	C	NC	C	NC	CNC
Pre-Primary and Primary Total	MF	43024	1055	1338	160	2347	1616	617	3086	47326	5917	53243
	M	22154	550	687	85	1215	792	318	1572	24374	2999	27373
	F	20870	505	651	75	1132	824	299	1514	22952	2918	25870
Pre-Primary Total	MF	10921	311	285	38	672	533	128	951	12006	1833	13839
	M	5624	156	143	21	347	277	58	482	6172	936	7108
	F	5297	155	142	17	325	256	70	469	5834	897	6731
Preschool	MF	2829	68	131	18	33	2	44	45	3037	133	3170
	M	1491	39	71	11	21	1	21	19	1604	70	1674
	F	1338	29	60	7	12	1	23	26	1433	63	1496
Kindergarten 1	MF	2377	64	40	5	184	156	24	223	2625	448	3073
	M	1223	34	17	2	92	80	13	124	1345	240	1585
	F	1154	30	23	3	92	76	11	99	1280	208	1488
Kindergarten 2	MF	3071	89	50	5	210	167	27	364	3358	625	3983
	M	1535	48	25	4	116	90	12	176	1688	318	2006
	F	1536	41	25	1	94	77	15	188	1670	307	1977
Kindergarten 3	MF	2644	90	64	10	245	208	33	319	2986	627	3613
	M	1375	35	30	4	118	106	12	163	1535	308	1843
	F	1269	55	34	6	127	102	21	156	1451	319	1770
Primary Total	MF	32103	744	1053	122	1675	1083	489	2135	35320	4084	39404
	M	16530	394	544	64	868	515	260	1090	18202	2063	20265
	F	15573	350	509	58	807	568	229	1045	17118	2021	19139
Year 1	MF	5556	146	164	32	265	165	68	375	6053	718	6771
	M	2861	82	89	16	131	81	36	189	3117	368	3485
	F	2695	64	75	16	134	84	32	186	2936	350	3286
Year 2	MF	5273	110	163	15	241	198	70	385	5747	708	6455
	M	2686	49	73	12	118	92	42	208	2919	361	3280
	F	2587	61	90	3	123	106	28	177	2828	347	3175
Year 3	MF	5301	133	178	18	280	185	79	365	5838	701	6539
	M	2748	75	94	8	150	85	45	192	3037	360	3397
	F	2553	58	84	10	130	100	34	173	2801	341	3142
Year 4	MF	5305	131	193	18	309	171	78	331	5885	651	6536
	M	2752	74	97	8	172	90	43	169	3064	341	3405
	F	2553	57	96	10	137	81	35	162	2821	310	3131
Year 5	MF	5191	125	167	14	287	170	99	357	5744	666	6410
	M	2648	74	86	8	138	76	49	180	2921	338	3259
	F	2543	51	81	6	149	94	50	177	2823	328	3151
Year 6	MF	5477	99	188	25	293	194	95	322	6053	640	6693
	M	2835	40	105	12	159	91	45	152	3144	295	3439
	F	2642	59	83	13	134	103	50	170	2909	345	3254

## 1.9

## ENROLMENT IN SECONDARY AND SIXTH FORM ACCORDING TO RACE AND CITIZENSHIP BY EDUCATION LEVEL AND GENDER

## 1.9b Secondary and Sixth Form

Education Level	Gender	Race										
		Malay		Other Indigenous		Chinese		Others		Total		
		C	NC	C	NC	C	NC	C	NC	C	NC	CNC
<b>Secondary and Sixth Form Total</b>	<b>MF</b>	<b>31459</b>	<b>846</b>	<b>1105</b>	<b>268</b>	<b>1906</b>	<b>1403</b>	<b>452</b>	<b>1383</b>	<b>34922</b>	<b>3900</b>	<b>38822</b>
	<b>M</b>	<b>15985</b>	<b>417</b>	<b>563</b>	<b>135</b>	<b>979</b>	<b>725</b>	<b>245</b>	<b>667</b>	<b>17772</b>	<b>1944</b>	<b>19716</b>
	<b>F</b>	<b>15474</b>	<b>429</b>	<b>542</b>	<b>133</b>	<b>927</b>	<b>678</b>	<b>207</b>	<b>716</b>	<b>17150</b>	<b>1956</b>	<b>19106</b>
<b>Secondary Total</b>	<b>MF</b>	<b>27932</b>	<b>767</b>	<b>1031</b>	<b>265</b>	<b>1555</b>	<b>1116</b>	<b>412</b>	<b>1169</b>	<b>30930</b>	<b>3317</b>	<b>34247</b>
	<b>M</b>	<b>14520</b>	<b>388</b>	<b>535</b>	<b>132</b>	<b>819</b>	<b>585</b>	<b>228</b>	<b>557</b>	<b>16102</b>	<b>1662</b>	<b>17764</b>
	<b>F</b>	<b>13412</b>	<b>379</b>	<b>496</b>	<b>133</b>	<b>736</b>	<b>531</b>	<b>184</b>	<b>612</b>	<b>14828</b>	<b>1655</b>	<b>16483</b>
Year 7	<b>MF</b>	<b>5622</b>	<b>179</b>	<b>213</b>	<b>43</b>	<b>347</b>	<b>218</b>	<b>63</b>	<b>257</b>	<b>6245</b>	<b>697</b>	<b>6942</b>
	<b>M</b>	2952	101	116	20	167	115	39	119	3274	355	3629
	<b>F</b>	2670	78	97	23	180	103	24	138	2971	342	3313
Year 8	<b>MF</b>	<b>5658</b>	<b>206</b>	<b>185</b>	<b>61</b>	<b>323</b>	<b>198</b>	<b>115</b>	<b>245</b>	<b>6281</b>	<b>710</b>	<b>6991</b>
	<b>M</b>	2922	87	106	27	171	109	60	129	3259	352	3611
	<b>F</b>	2736	119	79	34	152	89	55	116	3022	358	3380
Year 9	<b>MF</b>	<b>5645</b>	<b>136</b>	<b>228</b>	<b>67</b>	<b>293</b>	<b>204</b>	<b>88</b>	<b>233</b>	<b>6254</b>	<b>640</b>	<b>6894</b>
	<b>M</b>	2892	67	106	39	147	98	52	111	3197	315	3512
	<b>F</b>	2753	69	122	28	146	106	36	122	3057	325	3382
Year 10	<b>MF</b>	<b>5450</b>	<b>127</b>	<b>208</b>	<b>38</b>	<b>299</b>	<b>275</b>	<b>80</b>	<b>244</b>	<b>6037</b>	<b>684</b>	<b>6721</b>
	<b>M</b>	2838	80	97	18	164	132	42	109	3141	339	3480
	<b>F</b>	2612	47	111	20	135	143	38	135	2896	345	3241
Year 11	<b>MF</b>	<b>5557</b>	<b>119</b>	<b>197</b>	<b>56</b>	<b>293</b>	<b>221</b>	<b>66</b>	<b>190</b>	<b>6113</b>	<b>586</b>	<b>6699</b>
	<b>M</b>	2916	53	110	28	170	131	35	89	3231	301	3532
	<b>F</b>	2641	66	87	28	123	90	31	101	2882	285	3167
<b>Sixth Form Total</b>	<b>MF</b>	<b>3527</b>	<b>79</b>	<b>74</b>	<b>3</b>	<b>351</b>	<b>287</b>	<b>40</b>	<b>214</b>	<b>3992</b>	<b>583</b>	<b>4575</b>
	<b>M</b>	<b>1465</b>	<b>29</b>	<b>28</b>	<b>3</b>	<b>160</b>	<b>140</b>	<b>17</b>	<b>110</b>	<b>1670</b>	<b>282</b>	<b>1952</b>
	<b>F</b>	<b>2062</b>	<b>50</b>	<b>46</b>	<b>0</b>	<b>191</b>	<b>147</b>	<b>23</b>	<b>104</b>	<b>2322</b>	<b>301</b>	<b>2623</b>
Lower Sixth Form	<b>MF</b>	<b>1909</b>	<b>44</b>	<b>42</b>	<b>3</b>	<b>169</b>	<b>139</b>	<b>23</b>	<b>106</b>	<b>2143</b>	<b>292</b>	<b>2435</b>
	<b>M</b>	796	17	15	3	77	68	11	59	899	147	1046
	<b>F</b>	1113	27	27	0	92	71	12	47	1244	145	1389
Upper Sixth Form	<b>MF</b>	<b>1618</b>	<b>35</b>	<b>32</b>	<b>0</b>	<b>182</b>	<b>148</b>	<b>17</b>	<b>108</b>	<b>1849</b>	<b>291</b>	<b>2140</b>
	<b>M</b>	669	12	13	0	83	72	6	51	771	135	906
	<b>F</b>	949	23	19	0	99	76	11	57	1078	156	1234

**1.9c Vocational Technical and Higher Education**

Education Level	Gender	Race										
		Malay		Other Indigenous		Chinese		Others		Total		
		C	NC	C	NC	C	NC	C	NC	C	NC	CNC
<b>Vocational Technical and Higher Education Total</b>	<b>MF</b>	<b>14466</b>	<b>131</b>	<b>581</b>	<b>28</b>	<b>563</b>	<b>256</b>	<b>186</b>	<b>277</b>	<b>15796</b>	<b>692</b>	<b>16488</b>
	<b>M</b>	<b>6494</b>	<b>67</b>	<b>272</b>	<b>16</b>	<b>285</b>	<b>123</b>	<b>94</b>	<b>145</b>	<b>7145</b>	<b>351</b>	<b>7496</b>
	<b>F</b>	<b>7972</b>	<b>64</b>	<b>309</b>	<b>12</b>	<b>278</b>	<b>133</b>	<b>92</b>	<b>132</b>	<b>8651</b>	<b>341</b>	<b>8992</b>
<b>Vocational Technical Total</b>	<b>MF</b>	<b>4511</b>	<b>30</b>	<b>276</b>	<b>24</b>	<b>114</b>	<b>42</b>	<b>57</b>	<b>28</b>	<b>4958</b>	<b>124</b>	<b>5082</b>
	<b>M</b>	<b>2460</b>	<b>20</b>	<b>160</b>	<b>14</b>	<b>66</b>	<b>34</b>	<b>26</b>	<b>15</b>	<b>2712</b>	<b>83</b>	<b>2795</b>
	<b>F</b>	<b>2051</b>	<b>10</b>	<b>116</b>	<b>10</b>	<b>48</b>	<b>8</b>	<b>31</b>	<b>13</b>	<b>2246</b>	<b>41</b>	<b>2287</b>
Year 1	MF	2741	22	149	20	51	29	39	22	2980	93	3073
	M	1470	16	90	12	29	24	14	13	1603	65	1668
	F	1271	6	59	8	22	5	25	9	1377	28	1405
Year 2	MF	1732	8	124	4	61	12	17	6	1934	30	1964
	M	966	4	67	2	35	9	11	2	1079	17	1096
	F	766	4	57	2	26	3	6	4	855	13	868
Year 3	MF	38	0	3	0	2	1	1	0	44	1	45
	M	24	0	3	0	2	1	1	0	30	1	31
	F	14	0	0	0	0	0	0	0	14	0	14
<b>Higher Education Total</b>	<b>MF</b>	<b>9955</b>	<b>101</b>	<b>305</b>	<b>4</b>	<b>449</b>	<b>214</b>	<b>129</b>	<b>249</b>	<b>10838</b>	<b>568</b>	<b>11406</b>
	<b>M</b>	<b>4034</b>	<b>47</b>	<b>112</b>	<b>2</b>	<b>219</b>	<b>89</b>	<b>68</b>	<b>130</b>	<b>4433</b>	<b>268</b>	<b>4701</b>
	<b>F</b>	<b>5921</b>	<b>54</b>	<b>193</b>	<b>2</b>	<b>230</b>	<b>125</b>	<b>61</b>	<b>119</b>	<b>6405</b>	<b>300</b>	<b>6705</b>
Year 1	MF	3089	27	75	0	123	68	21	70	3308	165	3473
	M	1274	13	29	0	74	30	10	30	1387	73	1460
	F	1815	14	46	0	49	38	11	40	1921	92	2013
Year 2	MF	3351	43	141	3	187	89	74	100	3753	235	3988
	M	1352	17	50	1	85	37	41	57	1528	112	1640
	F	1999	26	91	2	102	52	33	43	2225	123	2348
Year 3	MF	2527	13	65	1	104	41	27	41	2723	96	2819
	M	1026	8	25	1	41	19	16	19	1108	47	1155
	F	1501	5	40	0	63	22	11	22	1615	49	1664
Year 4	MF	894	18	24	0	32	16	7	34	957	68	1025
	M	354	9	8	0	16	3	1	21	379	33	412
	F	540	9	16	0	16	13	6	13	578	35	613
Year 5	MF	88	0	0	0	2	0	0	2	90	2	92
	M	25	0	0	0	2	0	0	1	27	1	28
	F	63	0	0	0	0	0	0	1	63	1	64
Year 6	MF	6	0	0	0	1	0	0	2	7	2	9
	M	3	0	0	0	1	0	0	2	4	2	6
	F	3	0	0	0	0	0	0	0	3	0	3

## 1.10

## ENROLMENT IN TECHNICAL VOCATIONAL ACCORDING TO AWARD LEVEL AND GENDER BY MINISTRY/SECTOR AND INSTITUTION

Sector / Ministry and Institution	HND, AD, Diploma Level 5 or Equivalent			HNC, Diploma Level 4 or Equivalent			BDTVEC ND, Diploma, HNTec, BTEC Level 3 Diploma or Equivalent			NTec, SC3 or Equivalent			City & Guilds			ISQ, SC2			Professional			Bridging Programme			Others			Total				
	MF	M	F	MF	M	F	MF	M	F	MF	M	F	MF	M	F	MF	M	F	MF	M	F	MF	M	F	MF	M	F	MF	M	F		
<b>Total</b>	<b>425</b>	<b>248</b>	<b>177</b>	<b>0</b>	<b>0</b>	<b>0</b>	<b>2588</b>	<b>1350</b>	<b>1238</b>	<b>1383</b>	<b>745</b>	<b>638</b>	<b>134</b>	<b>69</b>	<b>65</b>	<b>281</b>	<b>246</b>	<b>35</b>	<b>0</b>	<b>0</b>	<b>0</b>	<b>190</b>	<b>108</b>	<b>82</b>	<b>81</b>	<b>29</b>	<b>52</b>	<b>5082</b>	<b>2795</b>	<b>2287</b>		
<b>MoE</b>	<b>69</b>	<b>58</b>	<b>11</b>	<b>0</b>	<b>0</b>	<b>0</b>	<b>2226</b>	<b>1131</b>	<b>1095</b>	<b>1301</b>	<b>699</b>	<b>602</b>	<b>0</b>	<b>0</b>	<b>0</b>	<b>281</b>	<b>246</b>	<b>35</b>	<b>0</b>	<b>0</b>	<b>0</b>	<b>0</b>	<b>0</b>	<b>0</b>	<b>0</b>	<b>0</b>	<b>0</b>	<b>3877</b>	<b>2134</b>	<b>1743</b>		
IBTE Kampus Sultan Saiful Rijal	0	0	0	0	0	0	637	330	307	308	135	173	0	0	0	0	0	0	0	0	0	0	0	0	0	0	0	945	465	480		
IBTE Kampus Jefri Bolkihah	69	58	11	0	0	0	238	147	91	0	0	0	0	0	0	31	31	0	0	0	0	0	0	0	0	0	0	338	236	102		
IBTE Kampus Mekanikal	0	0	0	0	0	0	143	122	21	185	149	36	0	0	0	250	215	35	0	0	0	0	0	0	0	0	0	578	486	92		
IBTE Kampus Bisnes	0	0	0	0	0	0	434	147	287	126	48	78	0	0	0	0	0	0	0	0	0	0	0	0	0	0	0	560	195	365		
IBTE Kampus Nakhoda Ragam	0	0	0	0	0	0	337	185	152	228	172	56	0	0	0	0	0	0	0	0	0	0	0	0	0	0	0	565	357	208		
IBTE Kampus Sultan Bolkihah	0	0	0	0	0	0	209	95	114	239	123	116	0	0	0	0	0	0	0	0	0	0	0	0	0	0	0	448	218	230		
IBTE Kampus Agro-Teknologi	0	0	0	0	0	0	228	105	123	215	72	143	0	0	0	0	0	0	0	0	0	0	0	0	0	0	0	443	177	266		
<b>MoCYS</b>	<b>0</b>	<b>0</b>	<b>0</b>	<b>0</b>	<b>0</b>	<b>0</b>	<b>0</b>	<b>0</b>	<b>0</b>	<b>0</b>	<b>0</b>	<b>0</b>	<b>134</b>	<b>69</b>	<b>65</b>	<b>0</b>	<b>0</b>	<b>0</b>	<b>0</b>	<b>0</b>	<b>0</b>	<b>0</b>	<b>0</b>	<b>0</b>	<b>40</b>	<b>18</b>	<b>22</b>	<b>174</b>	<b>87</b>	<b>87</b>		
Pusat Pembangunan Belia	0	0	0	0	0	0	0	0	0	0	0	0	134	69	65	0	0	0	0	0	0	0	0	0	0	40	18	22	174	87	87	
<b>PMO</b>	<b>0</b>	<b>0</b>	<b>0</b>	<b>0</b>	<b>0</b>	<b>0</b>	<b>0</b>	<b>0</b>	<b>0</b>	<b>0</b>	<b>0</b>	<b>0</b>	<b>0</b>	<b>0</b>	<b>0</b>	<b>0</b>	<b>0</b>	<b>0</b>	<b>0</b>	<b>0</b>	<b>0</b>	<b>0</b>	<b>0</b>	<b>0</b>	<b>41</b>	<b>11</b>	<b>30</b>	<b>41</b>	<b>11</b>	<b>30</b>		
Pusat Latihan Kesenian dan Pertukangan Tangan Brunei	0	0	0	0	0	0	0	0	0	0	0	0	0	0	0	0	0	0	0	0	0	0	0	0	0	41	11	30	41	11	30	
<b>PRIVATE (BPS)</b>	<b>356</b>	<b>190</b>	<b>166</b>	<b>0</b>	<b>0</b>	<b>0</b>	<b>362</b>	<b>219</b>	<b>143</b>	<b>82</b>	<b>46</b>	<b>36</b>	<b>0</b>	<b>0</b>	<b>0</b>	<b>0</b>	<b>0</b>	<b>0</b>	<b>0</b>	<b>0</b>	<b>0</b>	<b>0</b>	<b>0</b>	<b>190</b>	<b>108</b>	<b>82</b>	<b>0</b>	<b>0</b>	<b>0</b>	<b>990</b>	<b>563</b>	<b>427</b>
Cosmopolitan College Commerce & Technology	141	70	71	0	0	0	230	135	95	0	0	0	0	0	0	0	0	0	0	0	0	0	0	125	74	51	0	0	0	496	279	217
Micronet International College School	145	80	65	0	0	0	77	54	23	82	46	36	0	0	0	0	0	0	0	0	0	0	0	0	0	0	0	304	180	124		
KEMUDA Institute	70	40	30	0	0	0	55	30	25	0	0	0	0	0	0	0	0	0	0	0	0	0	65	34	31	0	0	0	190	104	86	

Sector / Ministry and Institution	HND, AD, Diploma Level 5 or Equivalent			HNC, Diploma Level 4 or Equivalent			BDTVEC ND, Diploma, HNTec, BTEC Level 3 Diploma or Equivalent			NTec, SC3 or Equivalent			City & Guilds			ISQ, SC2			Professional			Bridging Programme			Others			Total			
	MF	M	F	MF	M	F	MF	M	F	MF	M	F	MF	M	F	MF	M	F	MF	M	F	MF	M	F	MF	M	F	MF	M	F	
<b>Total</b>	<b>55</b>	<b>21</b>	<b>34</b>	<b>12</b>	<b>7</b>	<b>5</b>	<b>1211</b>	<b>616</b>	<b>595</b>	<b>616</b>	<b>297</b>	<b>319</b>	<b>0</b>	<b>0</b>	<b>0</b>	<b>114</b>	<b>76</b>	<b>38</b>	<b>0</b>	<b>0</b>	<b>0</b>	<b>26</b>	<b>13</b>	<b>13</b>	<b>209</b>	<b>106</b>	<b>103</b>	<b>2243</b>	<b>1136</b>	<b>1107</b>	
<b>MoE</b>	<b>0</b>	<b>0</b>	<b>0</b>	<b>0</b>	<b>0</b>	<b>0</b>	<b>845</b>	<b>428</b>	<b>417</b>	<b>616</b>	<b>297</b>	<b>319</b>	<b>0</b>	<b>0</b>	<b>0</b>	<b>16</b>	<b>15</b>	<b>1</b>	<b>0</b>	<b>0</b>	<b>0</b>	<b>0</b>	<b>0</b>	<b>0</b>	<b>0</b>	<b>0</b>	<b>0</b>	<b>0</b>	<b>1477</b>	<b>740</b>	<b>737</b>
IBTE Kampus Sultan Saiful Rijal	0	0	0	0	0	0	255	131	124	132	52	80	0	0	0	0	0	0	0	0	0	0	0	0	0	0	0	0	387	183	204
IBTE Kampus Jefri Bolkiah	0	0	0	0	0	0	118	84	34	0	0	0	0	0	0	0	0	0	0	0	0	0	0	0	0	0	0	0	118	84	34
IBTE Kampus Mekanikal	0	0	0	0	0	0	36	34	2	45	36	9	0	0	0	16	15	1	0	0	0	0	0	0	0	0	0	0	97	85	12
IBTE Kampus Bisnes	0	0	0	0	0	0	205	64	141	158	59	99	0	0	0	0	0	0	0	0	0	0	0	0	0	0	0	0	363	123	240
IBTE Kampus Nakhoda Ragam	0	0	0	0	0	0	79	45	34	64	36	28	0	0	0	0	0	0	0	0	0	0	0	0	0	0	0	0	143	81	62
IBTE Kampus Sultan Bolkiah	0	0	0	0	0	0	101	52	49	147	81	66	0	0	0	0	0	0	0	0	0	0	0	0	0	0	0	0	248	133	115
IBTE Kampus Agro-Teknologi	0	0	0	0	0	0	51	18	33	70	33	37	0	0	0	0	0	0	0	0	0	0	0	0	0	0	0	0	121	51	70
<b>MoCYS</b>	<b>0</b>	<b>0</b>	<b>0</b>	<b>0</b>	<b>0</b>	<b>0</b>	<b>0</b>	<b>0</b>	<b>0</b>	<b>0</b>	<b>0</b>	<b>0</b>	<b>0</b>	<b>0</b>	<b>0</b>	<b>0</b>	<b>0</b>	<b>0</b>	<b>0</b>	<b>0</b>	<b>0</b>	<b>0</b>	<b>0</b>	<b>0</b>	<b>0</b>	<b>174</b>	<b>87</b>	<b>87</b>	<b>174</b>	<b>87</b>	<b>87</b>
Pusat Pembangunan Belia	0	0	0	0	0	0	0	0	0	0	0	0	0	0	0	0	0	0	0	0	0	0	0	0	0	0	0	0	174	87	87
<b>PMO</b>	<b>0</b>	<b>0</b>	<b>0</b>	<b>0</b>	<b>0</b>	<b>0</b>	<b>0</b>	<b>0</b>	<b>0</b>	<b>0</b>	<b>0</b>	<b>0</b>	<b>0</b>	<b>0</b>	<b>0</b>	<b>0</b>	<b>0</b>	<b>0</b>	<b>0</b>	<b>0</b>	<b>0</b>	<b>0</b>	<b>0</b>	<b>0</b>	<b>0</b>	<b>26</b>	<b>12</b>	<b>14</b>	<b>26</b>	<b>12</b>	<b>14</b>
Pusat Latihan Kesenian dan Pertukangan Tangan Brunei	0	0	0	0	0	0	0	0	0	0	0	0	0	0	0	0	0	0	0	0	0	0	0	0	0	0	0	0	26	12	14
<b>Private (BPS)</b>	<b>55</b>	<b>21</b>	<b>34</b>	<b>12</b>	<b>7</b>	<b>5</b>	<b>366</b>	<b>188</b>	<b>178</b>	<b>0</b>	<b>0</b>	<b>0</b>	<b>0</b>	<b>0</b>	<b>0</b>	<b>98</b>	<b>61</b>	<b>37</b>	<b>0</b>	<b>0</b>	<b>0</b>	<b>26</b>	<b>13</b>	<b>13</b>	<b>9</b>	<b>7</b>	<b>2</b>	<b>566</b>	<b>297</b>	<b>269</b>	
Cosmopolitan College Commerce & Technology	55	21	34	0	0	0	214	117	97	0	0	0	0	0	0	70	40	30	0	0	0	6	2	4	9	7	2	354	187	167	
Micronet International College School	0	0	0	12	7	5	152	71	81	0	0	0	0	0	0	28	21	7	0	0	0	14	9	5	0	0	0	206	108	98	
KEMUDA Institute	0	0	0	0	0	0	0	0	0	0	0	0	0	0	0	0	0	0	0	0	0	6	2	4	0	0	0	6	2	4	

## 1.12

## ENROLMENT IN HIGHER EDUCATION ACCORDING TO AWARD LEVEL AND GENDER BY FIELD OF EDUCATION

Field of Education	Doctor of Philosophy			Master's Degree			Postgraduate Diploma / Certificate			Bachelor's Degree			Higher National Diploma, Advanced Diploma			Higher National Certificate			ND, Diploma, HNTec			Skill Certificates			Certificates			Total		
	MF	M	F	MF	M	F	MF	M	F	MF	M	F	MF	M	F	MF	M	F	MF	M	F	MF	M	F	MF	M	F	MF	M	F
<b>Total</b>	<b>294</b>	<b>110</b>	<b>184</b>	<b>812</b>	<b>262</b>	<b>550</b>	<b>62</b>	<b>24</b>	<b>38</b>	<b>6803</b>	<b>2678</b>	<b>4125</b>	<b>2812</b>	<b>1359</b>	<b>1453</b>	<b>220</b>	<b>59</b>	<b>161</b>	<b>269</b>	<b>135</b>	<b>134</b>	<b>134</b>	<b>74</b>	<b>60</b>	<b>0</b>	<b>0</b>	<b>0</b>	<b>11406</b>	<b>4701</b>	<b>6705</b>
<b>Education</b>	<b>58</b>	<b>17</b>	<b>41</b>	<b>177</b>	<b>57</b>	<b>120</b>	<b>55</b>	<b>22</b>	<b>33</b>	<b>374</b>	<b>119</b>	<b>255</b>	<b>282</b>	<b>116</b>	<b>166</b>	<b>0</b>	<b>0</b>	<b>0</b>	<b>4</b>	<b>1</b>	<b>3</b>	<b>0</b>	<b>0</b>	<b>0</b>	<b>0</b>	<b>0</b>	<b>0</b>	<b>950</b>	<b>332</b>	<b>618</b>
Teacher Training	58	17	41	177	57	120	55	22	33	374	119	255	282	116	166	0	0	0	4	1	3	0	0	0	0	0	0	950	332	618
Education Science	0	0	0	0	0	0	0	0	0	0	0	0	0	0	0	0	0	0	0	0	0	0	0	0	0	0	0	0	0	0
<b>Arts and Humanities</b>	<b>79</b>	<b>33</b>	<b>46</b>	<b>126</b>	<b>51</b>	<b>75</b>	<b>0</b>	<b>0</b>	<b>0</b>	<b>1982</b>	<b>727</b>	<b>1255</b>	<b>0</b>	<b>0</b>	<b>0</b>	<b>0</b>	<b>0</b>	<b>0</b>	<b>114</b>	<b>53</b>	<b>61</b>	<b>55</b>	<b>27</b>	<b>28</b>	<b>0</b>	<b>0</b>	<b>0</b>	<b>2356</b>	<b>891</b>	<b>1465</b>
Arts	4	1	3	6	3	3	0	0	0	1395	494	901	0	0	0	0	0	0	114	53	61	55	27	28	0	0	0	1574	578	996
Humanities	75	32	43	120	48	72	0	0	0	587	233	354	0	0	0	0	0	0	0	0	0	0	0	0	0	0	0	782	313	469
<b>Social and Behavioural Sciences</b>	<b>19</b>	<b>7</b>	<b>12</b>	<b>16</b>	<b>4</b>	<b>12</b>	<b>0</b>	<b>0</b>	<b>0</b>	<b>46</b>	<b>15</b>	<b>31</b>	<b>0</b>	<b>0</b>	<b>0</b>	<b>0</b>	<b>0</b>	<b>0</b>	<b>0</b>	<b>0</b>	<b>0</b>	<b>0</b>	<b>0</b>	<b>0</b>	<b>0</b>	<b>0</b>	<b>0</b>	<b>81</b>	<b>26</b>	<b>55</b>
Social and Behavioural Sciences	19	7	12	16	4	12	0	0	0	46 <sup>(i)</sup>	15 <sup>(ii)</sup>	31 <sup>(ii)</sup>	0	0	0	0	0	0	0	0	0	0	0	0	0	0	0	81	26	55
<b>Business, Administration and Law</b>	<b>43</b>	<b>23</b>	<b>20</b>	<b>258</b>	<b>83</b>	<b>175</b>	<b>7</b>	<b>2</b>	<b>5</b>	<b>1742</b>	<b>592</b>	<b>1150</b>	<b>739</b>	<b>298</b>	<b>441</b>	<b>0</b>	<b>0</b>	<b>0</b>	<b>102</b>	<b>52</b>	<b>50</b>	<b>79</b>	<b>47</b>	<b>32</b>	<b>0</b>	<b>0</b>	<b>0</b>	<b>2970</b>	<b>1097</b>	<b>1873</b>
Business and Administration	40	21	19	243	78	165	0	0	0	1490	543	947	619	251	368	0	0	0	102	52	50	79	47	32	0	0	0	2573	992	1581
Law	3	2	1	15	5	10	7	2	5	252	49	203	120	47	73	0	0	0	0	0	0	0	0	0	0	0	0	397	105	292
<b>Sciences</b>	<b>27</b>	<b>6</b>	<b>21</b>	<b>53</b>	<b>7</b>	<b>46</b>	<b>0</b>	<b>0</b>	<b>0</b>	<b>1138</b>	<b>440</b>	<b>698</b>	<b>0</b>	<b>0</b>	<b>0</b>	<b>0</b>	<b>0</b>	<b>0</b>	<b>0</b>	<b>0</b>	<b>0</b>	<b>0</b>	<b>0</b>	<b>0</b>	<b>0</b>	<b>0</b>	<b>0</b>	<b>1218</b>	<b>453</b>	<b>765</b>
Life Sciences	13	2	11	28	4	24	0	0	0	1115	431	684	0	0	0	0	0	0	0	0	0	0	0	0	0	0	0	1156	437	719
Physical Sciences	10	2	8	21	3	18	0	0	0	0 <sup>(i)</sup>	0 <sup>(ii)</sup>	0 <sup>(ii)</sup>	0	0	0	0	0	0	0	0	0	0	0	0	0	0	0	31	5	26
Mathematics and Statistics	4	2	2	4	0	4	0	0	0	23 <sup>(ii)</sup>	9 <sup>(ii)</sup>	14 <sup>(ii)</sup>	0	0	0	0	0	0	0	0	0	0	0	0	0	0	0	31	11	20
<b>Information and Communication Technologies</b>	<b>12</b>	<b>7</b>	<b>5</b>	<b>28</b>	<b>14</b>	<b>14</b>	<b>0</b>	<b>0</b>	<b>0</b>	<b>522</b>	<b>316</b>	<b>206</b>	<b>571</b>	<b>343</b>	<b>228</b>	<b>0</b>	<b>0</b>	<b>0</b>	<b>38</b>	<b>26</b>	<b>12</b>	<b>0</b>	<b>0</b>	<b>0</b>	<b>0</b>	<b>0</b>	<b>0</b>	<b>1171</b>	<b>706</b>	<b>465</b>
Computing	11	7	4	28	14	14	0	0	0	484	300	184	103	71	32	0	0	0	38	26	12	0	0	0	0	0	0	664	418	246
Information and Communication Technologies	1	0	1	0	0	0	0	0	0	38	16	22	468	272	196	0	0	0	0	0	0	0	0	0	0	0	0	507	288	219

Note:

x<sup>(i)</sup> included in the total number Bachelor's Degree of Humanitiesx<sup>(ii)</sup> included in the total number Bachelor's Degree of Life Science

Field of Education	Doctor of Philosophy			Master's Degree			Postgraduate Diploma / Certificate			Bachelor's Degree			Higher National Diploma, Advanced Diploma			Higher National Certificate			ND, Diploma, HNTec			Skill Certificates			Certificates			Total					
	MF	M	F	MF	M	F	MF	M	F	MF	M	F	MF	M	F	MF	M	F	MF	M	F	MF	M	F	MF	M	F	MF	M	F			
<b>Engineering, Manufacturing and Construction</b>	45	15	30	63	29	34	0	0	0	672	375	297	778	423	355	0	0	0	0	0	0	0	0	0	0	0	0	0	0	0	1558	842	716
Engineering and Engineering Trades	24	8	16	45	20	25	0	0	0	409	242	167	228	138	90	0	0	0	0	0	0	0	0	0	0	0	0	0	0	0	706	408	298
Architecture and Building Engineering	13	4	9	12	7	5	0	0	0	148	70	78	245	120	125	0	0	0	0	0	0	0	0	0	0	0	0	0	0	0	418	201	217
Manufacturing and Processing Engineering	8	3	5	3	2	1	0	0	0	75	52	23	187	129	58	0	0	0	0	0	0	0	0	0	0	0	0	0	0	0	273	186	87
Science and Engineering	0	0	0	3	0	3	0	0	0	40	11	29	118	36	82	0	0	0	0	0	0	0	0	0	0	0	0	0	0	0	161	47	114
<b>Health and Welfare</b>	11	2	9	91	17	74	0	0	0	327	94	233	91	20	71	220	59	161	0	0	0	0	0	0	0	0	0	0	0	0	740	192	548
Health	11	2	9	66	17	49	0	0	0	327	94	233	91	20	71	220	59	161	0	0	0	0	0	0	0	0	0	0	0	0	715	192	523
Social Care	0	0	0	25	0	25	0	0	0	0	0	0	0	0	0	0	0	0	0	0	0	0	0	0	0	0	0	0	0	0	25	0	25
<b>Services</b>	0	0	0	0	0	0	0	0	0	0	0	0	20	7	13	0	0	0	11	3	8	0	0	0	0	0	0	0	0	0	31	10	21
Hospitality	0	0	0	0	0	0	0	0	0	0	0	0	20	7	13	0	0	0	11	3	8	0	0	0	0	0	0	0	0	0	31	10	21
<b>Bridging and Foundation Programmes</b>	0	0	0	0	0	0	0	0	0	0	0	0	331	152	179	0	0	0	0	0	0	0	0	0	0	0	0	0	0	0	331	152	179
University Bridging	0	0	0	0	0	0	0	0	0	0	0	0	180	71	109	0	0	0	0	0	0	0	0	0	0	0	0	0	0	0	180	71	109
Foundation in Information Technology	0	0	0	0	0	0	0	0	0	0	0	0	31	13	18	0	0	0	0	0	0	0	0	0	0	0	0	0	0	0	31	13	18
University Foundation Course	0	0	0	0	0	0	0	0	0	0	0	0	47	37	10	0	0	0	0	0	0	0	0	0	0	0	0	0	0	0	47	37	10
Bridging English Course	0	0	0	0	0	0	0	0	0	0	0	0	73	31	42	0	0	0	0	0	0	0	0	0	0	0	0	0	0	0	73	31	42

Note:

HNC includes Diploma Level 4, Certificate

Computing includes ICT



Field of Education	Doctor of Philosophy			Master's Degree			Postgraduate Diploma / Certificate			Bachelor's Degree			Higher National Diploma, Advanced Diploma			Higher National Certificate			ND, Diploma, HNTec			SCs			Certificates			Total		
	MF	M	F	MF	M	F	MF	M	F	MF	M	F	MF	M	F	MF	M	F	MF	M	F	MF	M	F	MF	M	F	MF	M	F
<b>Total</b>	<b>39</b>	<b>22</b>	<b>17</b>	<b>433</b>	<b>103</b>	<b>330</b>	<b>39</b>	<b>8</b>	<b>31</b>	<b>2000</b>	<b>677</b>	<b>1323</b>	<b>1134</b>	<b>552</b>	<b>582</b>	<b>40</b>	<b>10</b>	<b>30</b>	<b>193</b>	<b>101</b>	<b>92</b>	<b>43</b>	<b>28</b>	<b>15</b>	<b>45</b>	<b>23</b>	<b>22</b>	<b>3966</b>	<b>1524</b>	<b>2442</b>
<b>Education</b>	<b>5</b>	<b>2</b>	<b>3</b>	<b>193</b>	<b>46</b>	<b>147</b>	<b>22</b>	<b>2</b>	<b>20</b>	<b>110</b>	<b>34</b>	<b>76</b>	<b>77</b>	<b>26</b>	<b>51</b>	<b>0</b>	<b>0</b>	<b>0</b>	<b>7</b>	<b>3</b>	<b>4</b>	<b>0</b>	<b>0</b>	<b>0</b>	<b>0</b>	<b>0</b>	<b>0</b>	<b>414</b>	<b>113</b>	<b>301</b>
Teacher Training	5	2	3	193	46	147	22	2	20	110	34	76	77	26	51	0	0	0	7	3	4	0	0	0	0	0	0	414	113	301
Education Science	0	0	0	0	0	0	0	0	0	0	0	0	0	0	0	0	0	0	0	0	0	0	0	0	0	0	0	0	0	0
<b>Arts and Humanities</b>	<b>9</b>	<b>5</b>	<b>4</b>	<b>29</b>	<b>8</b>	<b>21</b>	<b>17</b>	<b>6</b>	<b>11</b>	<b>334</b>	<b>115</b>	<b>219</b>	<b>66</b>	<b>42</b>	<b>24</b>	<b>0</b>	<b>0</b>	<b>0</b>	<b>19</b>	<b>8</b>	<b>11</b>	<b>0</b>	<b>0</b>	<b>0</b>	<b>45</b>	<b>23</b>	<b>22</b>	<b>519</b>	<b>207</b>	<b>312</b>
Arts	1	1	0	1	0	1	0	0	0	118	43	75	60	37	23	0	0	0	19	8	11	0	0	0	18	13	5	217	102	115
Humanities	8	4	4	28	8	20	17	6	11	216	72	144	6	5	1	0	0	0	0	0	0	0	0	0	27	10	17	302	105	197
<b>Social Sciences</b>	<b>3</b>	<b>2</b>	<b>1</b>	<b>12</b>	<b>2</b>	<b>10</b>	<b>0</b>	<b>0</b>	<b>0</b>	<b>205</b>	<b>53</b>	<b>152</b>	<b>0</b>	<b>0</b>	<b>0</b>	<b>0</b>	<b>0</b>	<b>0</b>	<b>0</b>	<b>0</b>	<b>0</b>	<b>0</b>	<b>0</b>	<b>0</b>	<b>0</b>	<b>0</b>	<b>0</b>	<b>220</b>	<b>57</b>	<b>163</b>
Social and Behavioural Sciences	3	2	1	12	2	10	0	0	0	205 <sup>(i)</sup>	53 <sup>(i)</sup>	152 <sup>(i)</sup>	0	0	0	0	0	0	0	0	0	0	0	0	0	0	0	220	57	163
<b>Business, Administration and Law</b>	<b>1</b>	<b>1</b>	<b>0</b>	<b>122</b>	<b>31</b>	<b>91</b>	<b>0</b>	<b>0</b>	<b>0</b>	<b>506</b>	<b>151</b>	<b>355</b>	<b>246</b>	<b>92</b>	<b>154</b>	<b>0</b>	<b>0</b>	<b>0</b>	<b>68</b>	<b>34</b>	<b>34</b>	<b>43</b>	<b>28</b>	<b>15</b>	<b>0</b>	<b>0</b>	<b>0</b>	<b>986</b>	<b>337</b>	<b>649</b>
Business Administration, Finance, Accounting, Management, Public Policy Law	1	1	0	122	31	91	0	0	0	478	148	330	246	92	154	0	0	0	68	34	34	43	28	15	0	0	0	958	334	624
	0	0	0	0	0	0	0	0	0	28	3	25	0	0	0	0	0	0	0	0	0	0	0	0	0	0	0	28	3	25
<b>Science</b>	<b>9</b>	<b>5</b>	<b>4</b>	<b>19</b>	<b>4</b>	<b>15</b>	<b>0</b>	<b>0</b>	<b>0</b>	<b>340</b>	<b>89</b>	<b>251</b>	<b>0</b>	<b>0</b>	<b>0</b>	<b>0</b>	<b>0</b>	<b>0</b>	<b>0</b>	<b>0</b>	<b>0</b>	<b>0</b>	<b>0</b>	<b>0</b>	<b>0</b>	<b>0</b>	<b>0</b>	<b>368</b>	<b>98</b>	<b>270</b>
Life Sciences	2	1	1	1	0	1	0	0	0	104	30	74	0	0	0	0	0	0	0	0	0	0	0	0	0	0	0	107	31	76
Physical Sciences	6	4	2	17	4	13	0	0	0	112 <sup>(ii)</sup>	33 <sup>(ii)</sup>	79 <sup>(ii)</sup>	0	0	0	0	0	0	0	0	0	0	0	0	0	0	0	135	41	94
Mathematics and Statistics	1	0	1	1	0	1	0	0	0	124 <sup>(ii)</sup>	26 <sup>(ii)</sup>	98 <sup>(ii)</sup>	0	0	0	0	0	0	0	0	0	0	0	0	0	0	0	126	26	100
<b>Information and Communication Technologies</b>	<b>2</b>	<b>1</b>	<b>1</b>	<b>15</b>	<b>3</b>	<b>12</b>	<b>0</b>	<b>0</b>	<b>0</b>	<b>207</b>	<b>109</b>	<b>98</b>	<b>230</b>	<b>155</b>	<b>75</b>	<b>2</b>	<b>2</b>	<b>0</b>	<b>89</b>	<b>51</b>	<b>38</b>	<b>0</b>	<b>0</b>	<b>0</b>	<b>0</b>	<b>0</b>	<b>0</b>	<b>545</b>	<b>321</b>	<b>224</b>
Computing	2	1	1	0	0	0	0	0	0	150	82	68	173	121	52	2	2	0	45	20	25	0	0	0	0	0	0	372	226	146
Information Technology	0	0	0	15	3	12	0	0	0	57	27	30	57	34	23	0	0	0	44	31	13	0	0	0	0	0	0	173	95	78

**Note:**

\* - Graduates from local Higher Education institutions only.

<sup>(i)</sup> included in the total number Bachelor's Degree of Arts and Humanities<sup>(ii)</sup> included in the total number Bachelor's Degree of Life Science

SCs - include Skill Certificate 2 and Skill Certificate 3

Field of Education	Doctor of Philosophy			Master's Degree			Postgraduate Diploma / Certificate			Bachelor's Degree			Higher National Diploma, Advanced Diploma			Higher National Certificate			ND, Diploma, HNTec			SCs			Certificates			Total		
	MF	M	F	MF	M	F	MF	M	F	MF	M	F	MF	M	F	MF	M	F	MF	M	F	MF	M	F	MF	M	F	MF	M	F
<b>Engineering, Manufacturing and Construction</b>	8	5	3	17	5	12	0	0	0	214	103	111	291	140	151	0	0	0	0	0	0	0	0	0	0	0	0	530	253	277
Engineering and Engineering Trades	8	5	3	17	5	12	0	0	0	157	78	79	85	42	43	0	0	0	0	0	0	0	0	0	0	0	0	267	130	137
Architecture and Building Engineering	0	0	0	0	0	0	0	0	0	30	11	19	57	24	33	0	0	0	0	0	0	0	0	0	0	0	0	87	35	52
Building and Construction	0	0	0	0	0	0	0	0	0	27	14	13	79	48	31	0	0	0	0	0	0	0	0	0	0	0	0	106	62	44
Science and Engineering	0	0	0	0	0	0	0	0	0	0	0	0	70	26	44	0	0	0	0	0	0	0	0	0	0	0	0	70	26	44
<b>Agriculture</b>	0	0	0	0	0	0	0	0	0	0	0	0	0	0	0	0	0	0	0	0	0	0	0	0	0	0	0	0	0	0
Agriculture, Forestry and Fishery	0	0	0	0	0	0	0	0	0	0	0	0	0	0	0	0	0	0	0	0	0	0	0	0	0	0	0	0	0	0
Veterinary	0	0	0	0	0	0	0	0	0	0	0	0	0	0	0	0	0	0	0	0	0	0	0	0	0	0	0	0	0	0
<b>Health and Welfare</b>	2	1	1	26	4	22	0	0	0	84	23	61	7	0	7	38	8	30	1	0	1	0	0	0	0	0	0	158	36	122
Health	2	1	1	18	2	16	0	0	0	84	23	61	7	0	7	38	8	30	1	0	1	0	0	0	0	0	0	150	34	116
Social Care	0	0	0	8	2	6	0	0	0	0	0	0	0	0	0	0	0	0	0	0	0	0	0	0	0	0	0	8	2	6
<b>Services</b>	0	0	0	0	0	0	0	0	0	0	0	0	12	2	10	0	0	0	9	5	4	0	0	0	0	0	0	21	7	14
Hospitality	0	0	0	0	0	0	0	0	0	0	0	0	12	2	10	0	0	0	9	5	4	0	0	0	0	0	0	21	7	14
Transport Services	0	0	0	0	0	0	0	0	0	0	0	0	0	0	0	0	0	0	0	0	0	0	0	0	0	0	0	0	0	0
<b>Bridging and Foundation Programmes / Non Graduating Programmes</b>	0	0	0	0	0	0	0	0	0	0	0	0	205	95	110	0	0	0	0	0	0	0	0	0	0	0	0	205	95	110
BA Common Year 1	0	0	0	0	0	0	0	0	0	0	0	0	135	64	71	0	0	0	0	0	0	0	0	0	0	0	0	135	64	71
University Foundation Course	0	0	0	0	0	0	0	0	0	0	0	0	70	31	39	0	0	0	0	0	0	0	0	0	0	0	0	70	31	39

**Note:**

\* - Graduates from local Higher Education institutions only.

## 1.14

## NUMBER OF TEACHERS/INSTRUCTORS ACCORDING TO EDUCATION LEVEL AND GENDER BY NATIONALITY, ACADEMIC

Categories	Education Level																							
	Pre-Primary (Pre school)			Primary			Secondary						Sixth Form (Pre-University)			Vocational Technical			Higher Education			Total		
	MF	M	F	MF	M	F	Year 7 & 8			Year 9, 10 & 11			MF	M	F	MF	M	F	MF	M	F	MF	M	F
<b>Nationality</b>	<b>899</b>	<b>41</b>	<b>858</b>	<b>3989</b>	<b>886</b>	<b>3103</b>	<b>1456</b>	<b>396</b>	<b>1060</b>	<b>2578</b>	<b>782</b>	<b>1796</b>	<b>637</b>	<b>206</b>	<b>431</b>	<b>543</b>	<b>246</b>	<b>297</b>	<b>838</b>	<b>446</b>	<b>392</b>	<b>10940</b>	<b>3003</b>	<b>7937</b>
Citizen	704	20	684	3441	731	2710	1263	307	956	2266	661	1605	556	152	404	474	202	272	542	218	324	9246	2291	6955
Non-Citizens	195	21	174	548	155	393	193	89	104	312	121	191	81	54	27	69	44	25	296	228	68	1694	712	982
<b>Academic Qualification</b>	<b>899</b>	<b>41</b>	<b>858</b>	<b>3989</b>	<b>886</b>	<b>3103</b>	<b>1456</b>	<b>396</b>	<b>1060</b>	<b>2578</b>	<b>782</b>	<b>1796</b>	<b>637</b>	<b>206</b>	<b>431</b>	<b>543</b>	<b>246</b>	<b>297</b>	<b>832</b>	<b>444</b>	<b>388</b>	<b>10934</b>	<b>3001</b>	<b>7933</b>
Ph.D.	2	0	2	7	1	6	1	1	0	20	15	5	10	8	2	5	3	2	415	265	150	460	293	167
Master's Degree	70	8	62	468	69	399	224	47	177	482	122	360	322	86	236	131	65	66	293	122	171	1990	519	1471
Post Graduate	0	0	0	0	0	0	0	0	0	0	0	0	0	0	0	9	4	5	1	0	1	10	4	6
MBBS	0	0	0	0	0	0	0	0	0	0	0	0	0	0	0	0	0	0	0	0	0	0	0	0
Bachelor's Degree	257	24	233	1716	412	1304	1042	293	749	1866	561	1305	302	111	191	219	89	130	123	57	66	5525	1547	3978
HND, Advanced Diploma	114	4	110	511	113	398	84	23	61	128	49	79	2	1	1	125	60	65	0	0	0	964	250	714
HNC, Certificates	9	0	9	44	8	36	13	2	11	2	0	2	1	0	1	3	2	1	0	0	0	72	12	60
City & Guilds, OND, ONC	3	0	3	16	4	12	0	0	0	2	0	2	0	0	0	4	2	2	0	0	0	25	6	19
National Diploma	107	0	107	470	134	336	24	5	19	35	18	17	0	0	0	14	11	3	0	0	0	650	168	482
Ntec, SC	48	2	46	231	56	175	37	10	27	20	6	14	0	0	0	3	2	1	0	0	0	339	76	263
BCGCE 'A' Level	49	0	49	162	31	131	13	7	6	15	5	10	0	0	0	4	0	4	0	0	0	243	43	200
BCGCE 'O' Level	195	2	193	240	31	209	14	7	7	4	4	0	0	0	0	15	4	11	0	0	0	468	48	420
BJCE, PMB, LCE, SRP	26	0	26	19	1	18	0	0	0	1	0	1	0	0	0	8	2	6	0	0	0	54	3	51
Others	19	1	18	105	26	79	4	1	3	3	2	1	0	0	0	3	2	1	0	0	0	134	32	102
<b>Trained and Untrained</b>	<b>899</b>	<b>41</b>	<b>858</b>	<b>3989</b>	<b>886</b>	<b>3103</b>	<b>1456</b>	<b>396</b>	<b>1060</b>	<b>2578</b>	<b>782</b>	<b>1796</b>	<b>637</b>	<b>206</b>	<b>431</b>	<b>543</b>	<b>246</b>	<b>297</b>	<b>832</b>	<b>444</b>	<b>388</b>	<b>10934</b>	<b>3001</b>	<b>7933</b>
Trained Teachers	553	34	519	3447	805	2642	1328	353	975	2413	731	1682	612	199	413	382	168	214	503	257	246	9238	2547	6691
Untrained Teachers	346	7	339	542	81	461	128	43	85	165	51	114	25	7	18	161	78	83	329	187	142	1696	454	1242
<b>Term of Service (For Government School Only)</b>	<b>899</b>	<b>41</b>	<b>858</b>	<b>3989</b>	<b>886</b>	<b>3103</b>	<b>1456</b>	<b>396</b>	<b>1060</b>	<b>2578</b>	<b>782</b>	<b>1796</b>	<b>637</b>	<b>206</b>	<b>431</b>	<b>543</b>	<b>246</b>	<b>297</b>	<b>838</b>	<b>446</b>	<b>392</b>	<b>10940</b>	<b>3003</b>	<b>7937</b>
Permanent	538	14	524	2992	668	2324	1006	243	763	1906	562	1344	481	140	341	304	109	195	533	212	321	7760	1948	5812
Month to Month	66	5	61	136	27	109	10	2	8	32	8	24	8	1	7	29	14	15	6	2	4	287	59	228
Probation	8	0	8	44	9	35	112	28	84	171	49	122	43	6	37	118	62	56	14	6	8	510	160	350
Daily Paid	26	1	25	113	21	92	97	22	75	113	24	89	22	3	19	27	17	10	48	22	26	446	110	336
Contract	230	13	217	660	141	519	188	79	109	297	113	184	74	50	24	65	44	21	237	204	33	1751	644	1107
CFBT	31	8	23	44	20	24	43	22	21	59	26	33	9	6	3	0	0	0	0	0	0	186	82	104

## 1.15

## NUMBER OF TEACHERS/INSTRUCTORS ACCORDING TO EDUCATION LEVEL AND GENDER BY AGE GROUP

Age Group	Education Level																								
	Pre-Primary (Pre school)			Primary			Secondary						Sixth Form (Pre-University)			Vocational Technical			Higher Education			Total			
	MF	M	F	MF	M	F	Year 7 & 8			Year 9, 10 & 11			MF	M	F	MF	M	F	MF	M	F	MF	M	F	
							MF	M	F	MF	M	F													
<b>Total</b>	<b>899</b>	<b>41</b>	<b>858</b>	<b>3989</b>	<b>886</b>	<b>3103</b>	<b>1456</b>	<b>396</b>	<b>1060</b>	<b>2578</b>	<b>782</b>	<b>1796</b>	<b>637</b>	<b>206</b>	<b>431</b>	<b>543</b>	<b>246</b>	<b>297</b>	<b>832</b>	<b>444</b>	<b>388</b>	<b>10934</b>	<b>3001</b>	<b>7933</b>	
19 and below	3	0	3	7	0	7	0	0	0	0	0	0	0	0	0	0	0	0	0	0	0	0	10	0	10
20 - 24	70	3	67	52	8	44	22	7	15	20	5	15	8	0	8	8	4	4	0	0	0	180	27	153	
25 - 29	163	8	155	390	71	319	159	45	114	203	61	142	51	10	41	118	56	62	81	36	45	1165	287	878	
30 - 34	170	6	164	779	190	589	342	90	252	517	155	362	138	37	101	135	61	74	151	61	90	2232	600	1632	
35 - 39	141	6	135	947	246	701	422	99	323	763	243	520	152	49	103	95	35	60	157	73	84	2677	751	1926	
40 - 44	112	6	106	686	177	509	267	81	186	519	138	381	129	37	92	57	22	35	143	68	75	1913	529	1384	
45 - 49	97	6	91	518	114	404	126	45	81	288	86	202	77	36	41	56	20	36	128	70	58	1290	377	913	
50 - 54	66	6	60	353	64	289	80	21	59	175	59	116	54	17	37	31	21	10	80	61	19	839	249	590	
55 - 59	66	0	66	219	10	209	33	6	27	66	23	43	15	8	7	23	13	10	50	36	14	472	96	376	
60 and above	11	0	11	38	6	32	5	2	3	27	12	15	13	12	1	20	14	6	42	39	3	156	85	71	

## 1.16

**NUMBER OF CLASSES, ENROLMENT, STUDENT-CLASS RATIO, NUMBER OF TEACHERS/INSTRUCTORS, TEACHER-CLASS RATIO, AND STUDENT-TEACHER BY EDUCATION LEVEL AND MINISTRY/SECTOR**

Education Level and Ministry / Sector	Number of Classes	Enrolment	Students-Class Ratio	Number of Teachers / Instructors	Teacher-Class Ratio	Student-Teacher / Instructor Ratio
<b>Overall Total</b>	<b>4518</b>	<b>108553</b>	<b>24.0</b>	<b>10934</b>	<b>2.4</b>	<b>9.9</b>
<b>Pre-Primary (Pre school) Total</b>	<b>737</b>	<b>13839</b>	<b>18.8</b>	<b>899</b>	<b>1.2</b>	<b>15.4</b>
MoE	199	3170	15.9	273	1.4	11.6
MoRA	z	z	z	z	z	z
Private (BPS)	538	10669	19.8	626	1.2	17.0
<b>Primary Total</b>	<b>2129</b>	<b>39404</b>	<b>18.5</b>	<b>3989</b>	<b>1.9</b>	<b>9.9</b>
MoE	1288	21801	16.9	2692	2.1	8.1
MoRA	71	1413	19.9	149	2.1	9.5
Private (BPS)	770	16190	21.0	1148	1.5	14.1
<b>Secondary Total</b>	<b>1652</b>	<b>34247</b>	<b>20.7</b>	<b>4034</b>	<b>2.4</b>	<b>8.5</b>
MoE	1351	25502	18.9	3109	2.3	8.2
MoRA	117	3363	28.7	436	3.7	7.7
Private (BPS)	184	5382	29.3	489	2.7	11.0
<b>Sixth Form (Pre-University) Total</b>	<b>z</b>	<b>4575</b>	<b>z</b>	<b>637</b>	<b>z</b>	<b>7.2</b>
MoE	z	3417	z	500	z	6.8
MoRA	z	707	z	85	z	8.3
Private (BPS)	z	451	z	52	z	8.7
<b>Vocational Technical Total</b>	<b>z</b>	<b>5082</b>	<b>z</b>	<b>543</b>	<b>z</b>	<b>9.4</b>
MoE	z	3877	z	453	z	8.6
MoRA	z	z	z	z	z	z
MoCYS	z	174	z	24	z	7.3
PMO	z	41	z	14	z	2.9
Private (BPS)	z	990	z	52	z	19.0
<b>Higher Education</b>	<b>z</b>	<b>11406</b>	<b>z</b>	<b>832</b>	<b>z</b>	<b>13.7</b>
MoE	z	9103	z	674	z	13.5
MoRA	z	773	z	47	z	16.4
MoCYS	z	z	z	z	z	z
PMO	z	z	z	z	z	z
Private (BPS)	z	1530	z	111	z	13.8

**Note:**

z - Classes are not fixed, hence, data is not applicable.

**ENROLMENT, NUMBER OF TEACHERS/INSTRUCTOR, AND STUDENT -TEACHER RATIO ACCORDING TO DISTRICT BY EDUCATION LEVEL AND MINISTRY/SECTOR**

Education Level and Ministry / Sector	BRUNEI MUARA			TUTONG			BELAIT			TEMBURONG			OVERALL		
	Enrolment	Number of Teachers / Instructors	Student-Teacher / Instructor Ratio	Enrolment	Number of Teachers / Instructors	Student-Teacher / Instructor Ratio	Enrolment	Number of Teachers / Instructors	Student-Teacher / Instructor Ratio	Enrolment	Number of Teachers / Instructors	Student-Teacher / Instructor Ratio	Enrolment	Number of Teachers / Instructors	Student-Teacher / Instructor Ratio
<b>Overall Total</b>	<b>83890</b>	<b>8161</b>	<b>10.3</b>	<b>9029</b>	<b>1180</b>	<b>7.7</b>	<b>13741</b>	<b>1345</b>	<b>10.2</b>	<b>1893</b>	<b>248</b>	<b>7.6</b>	<b>108553</b>	<b>10934</b>	<b>9.9</b>
<b>Pre-Primary Total</b>	<b>10283</b>	<b>667</b>	<b>15.4</b>	<b>1145</b>	<b>80</b>	<b>14.3</b>	<b>2196</b>	<b>131</b>	<b>16.8</b>	<b>215</b>	<b>21</b>	<b>10.2</b>	<b>13839</b>	<b>899</b>	<b>15.4</b>
MoE	2178	180	12.1	479	43	11.1	392	36	10.9	121	14	8.6	3170	273	11.6
MoRA	0	0	z	0	0	z	0	0	z	0	0	z	z	z	z
Private (BPS)	8105	487	16.6	666	37	18.0	1804	95	19.0	94	7	13.4	10669	626	17.0
<b>Primary Total</b>	<b>28705</b>	<b>2749</b>	<b>10.4</b>	<b>4025</b>	<b>563</b>	<b>7.1</b>	<b>5793</b>	<b>542</b>	<b>10.7</b>	<b>881</b>	<b>135</b>	<b>6.5</b>	<b>39404</b>	<b>3989</b>	<b>9.9</b>
MoE	14830	1742	8.5	3240	496	6.5	2962	338	8.8	769	116	6.6	21801	2692	8.1
MoRA	1216	120	10.1	104	14	7.4	59	9	6.6	34	6	5.7	1413	149	9.5
Private (BPS)	12659	887	14.3	681	53	12.8	2772	195	14.2	78	13	6.0	16190	1148	14.1
<b>Secondary Total</b>	<b>25269</b>	<b>2940</b>	<b>8.6</b>	<b>3546</b>	<b>483</b>	<b>7.3</b>	<b>4635</b>	<b>519</b>	<b>8.9</b>	<b>797</b>	<b>92</b>	<b>8.7</b>	<b>34247</b>	<b>4034</b>	<b>8.5</b>
MoE	18369	2229	8.2	3194	428	7.5	3199	372	8.6	740	80	9.3	25502	3109	8.2
MoRA	2848	353	8.1	352	55	6.4	106	16	6.6	57	12	4.8	3363	436	7.7
Private (BPS)	4052	358	11.3	0	0	z	1330	131	10.2	0	0	z	5382	489	11.0
<b>Sixth Form Total</b>	<b>3931</b>	<b>536</b>	<b>7.3</b>	<b>313</b>	<b>54</b>	<b>5.8</b>	<b>331</b>	<b>47</b>	<b>7.0</b>	<b>0</b>	<b>0</b>	<b>z</b>	<b>4575</b>	<b>637</b>	<b>7.2</b>
MoE	2773	399	6.9	313	54	5.8	331	47	7.0	0	0	z	3417	500	6.8
MoRA	707	85	8.3	0	0	z	0	0	z	0	0	z	707	85	8.3
Private (BPS)	451	52	8.7	0	0	z	0	0	z	0	0	z	451	52	8.7
<b>Vocational Technical Total</b>	<b>4296</b>	<b>437</b>	<b>9.8</b>	<b>0</b>	<b>0</b>	<b>z</b>	<b>786</b>	<b>106</b>	<b>7.4</b>	<b>0</b>	<b>0</b>	<b>z</b>	<b>5082</b>	<b>543</b>	<b>9.4</b>
MoE	3091	347	8.9	0	0	z	786	106	7.4	0	0	z	3877	453	8.6
MoCYS	174	24	7.3	0	0	z	0	0	z	0	0	z	174	24	7.3
PMO	41	14	2.9	0	0	z	0	0	z	0	0	z	41	14	2.9
Private (BPS)	990	52	19.0	0	0	z	0	0	z	0	0	z	990	52	19.0
<b>Higher Education</b>	<b>11406</b>	<b>832</b>	<b>13.7</b>	<b>0</b>	<b>0</b>	<b>z</b>	<b>0</b>	<b>0</b>	<b>z</b>	<b>0</b>	<b>0</b>	<b>z</b>	<b>11406</b>	<b>832</b>	<b>13.7</b>
MoE	9103	674	13.5	0	0	z	0	0	z	0	0	z	9103	674	13.5
MoRA	773	47	16.4	0	0	z	0	0	z	0	0	z	773	47	16.4
Private (BPS)	1530	111	13.8	0	0	z	0	0	z	0	0	z	1530	111	13.8

**Note:**

z - All Arabic schools do not conduct Pre-Primary education; All institutions under administration of MoCYS and PMO conduct Vocational Technical education only; No sixth Form institution exist in Temburong; No Vocational Technical institution exist in Tutong and Temburong; All Higher Education institutions are in Brunei Muara; data not applicable.

## 1.18

**NUMBER OF CLASSES, ENROLMENT, STUDENT-CLASS RATIO, NUMBER OF TEACHERS/INSTRUCTORS, TEACHER-CLASS RATIO, AND STUDENT-TEACHER BY EDUCATION LEVEL AND MINISTRY/SECTOR**

Education Level	Number of Classes	Enrolment	Students-Class Ratio	Number of Teachers / Instructors	Teacher-Class Ratio	Student-Teacher / Instructor Ratio
<b>Overall Total</b>	<b>4480</b>	<b>108553</b>	<b>24.2</b>	<b>10934</b>	<b>2.4</b>	<b>9.9</b>
<b>Pre-Primary (Pre school) Total</b>	<b>737</b>	<b>13839</b>	<b>18.8</b>	<b>899</b>	<b>1.2</b>	<b>15.4</b>
Preschool / Kindergarten	737	13839	18.8	899	1.2	15.4
<b>Primary Total</b>	<b>2021</b>	<b>39404</b>	<b>19.5</b>	<b>3989</b>	<b>2.0</b>	<b>9.9</b>
Year 1	340	6771	19.9	3989	2.0	9.9
Year 2	327	6455	19.7			
Year 3	334	6539	19.6			
Year 4	326	6536	20.0			
Year 5	336	6410	19.1			
Year 6	358	6693	18.7			
<b>Secondary Total</b>	<b>1722</b>	<b>34247</b>	<b>19.9</b>	<b>4034</b>	<b>2.3</b>	<b>8.5</b>
Year 7	327	6942	21.2	1456	2.2	9.6
Year 8	329	6991	21.2			
Year 9	362	6894	19.0	2578	2.4	7.9
Year 10	357	6721	18.8			
Year 11	347	6699	19.3			
<b>Sixth Form (Pre-University) Total</b>	<b>z</b>	<b>4575</b>	<b>z</b>	<b>637</b>	<b>z</b>	<b>7.2</b>
Lower Sixth Form	z	2435	z	637	z	7.2
Upper Sixth Form	z	2140	z			
<b>Vocational Technical Total</b>	<b>z</b>	<b>5082</b>	<b>z</b>	<b>543</b>	<b>z</b>	<b>9.4</b>
Vocational Technical	z	5082	z	543	z	9.4
<b>Higher Education</b>	<b>z</b>	<b>11406</b>	<b>z</b>	<b>832</b>	<b>z</b>	<b>13.7</b>
Higher Education	z	11406	z	832	z	13.7

**Note:**

z - Classes are not fixed, hence, data is not applicable.





# SECTION 2.0: EDUCATION STATISTICS BY MINISTRY AND LEVEL

PRE-PRIMARY, PRIMARY,  
SECONDARY & SIXTH FORM  
EDUCATION LEVELS

2018







EDUCATION  
**2.1** STATISTICS ON  
MINISTRY OF  
EDUCATION

EDUCATION  
**2.2** STATISTICS ON  
MINISTRY OF  
RELIGIOUS AFFAIRS

EDUCATION  
**2.3** STATISTICS ON  
PRIVATE SCHOOLS





### 2.1.1 NUMBER OF SCHOOLS ACCORDING TO EDUCATION LEVEL BY DISTRICT

District	Education Level				
	Pre-Primary	Primary	Secondary	Sixth Form	Total
<b>Total</b>	<b>x</b>	<b>117</b>	<b>32</b>	<b>4</b>	<b>153</b>
Brunei Muara	x	62	21	3	<b>86</b>
Tutong	x	29	5	1	<b>35</b>
Belait	x	16	5	x	<b>21</b>
Temburong	x	10	1	0	<b>11</b>

### 2.1.2 NUMBER OF TEACHERS ACCORDING TO EDUCATION LEVEL BY DISTRICT

District	Education Level														
	Pre-Primary			Primary			Secondary			Sixth Form			Total		
	MF	M	F	MF	M	F	MF	M	F	MF	M	F	MF	M	F
<b>Total</b>	<b>273</b>	<b>19</b>	<b>254</b>	<b>2692</b>	<b>635</b>	<b>2057</b>	<b>3109</b>	<b>866</b>	<b>2243</b>	<b>500</b>	<b>156</b>	<b>344</b>	<b>6574</b>	<b>1676</b>	<b>4898</b>
Brunei Muara	<b>180</b>	10	170	<b>1742</b>	370	1372	<b>2229</b>	578	1651	<b>399</b>	114	285	<b>4550</b>	<b>1072</b>	<b>3478</b>
Tutong	<b>43</b>	4	39	<b>496</b>	114	382	<b>428</b>	130	298	<b>54</b>	22	32	<b>1021</b>	<b>270</b>	<b>751</b>
Belait	<b>36</b>	4	32	<b>338</b>	96	242	<b>372</b>	125	247	<b>47</b>	20	27	<b>793</b>	<b>245</b>	<b>548</b>
Temburong	<b>14</b>	1	13	<b>116</b>	55	61	<b>80</b>	33	47	<b>0</b>	0	0	<b>210</b>	<b>89</b>	<b>121</b>

### 2.1.3 ENROLMENT ACCORDING TO EDUCATION LEVEL BY DISTRICT

District	Education Level														
	Pre-Primary			Primary			Secondary			Sixth Form			Total		
	MF	M	F	MF	M	F	MF	M	F	MF	M	F	MF	M	F
<b>Total</b>	<b>3170</b>	<b>1674</b>	<b>1496</b>	<b>21801</b>	<b>11500</b>	<b>10301</b>	<b>25502</b>	<b>13439</b>	<b>12063</b>	<b>3417</b>	<b>1394</b>	<b>2023</b>	<b>53890</b>	<b>28007</b>	<b>25883</b>
Brunei Muara	<b>2178</b>	1156	1022	<b>14830</b>	7821	7009	<b>18369</b>	9657	8712	<b>2773</b>	1130	1643	<b>38150</b>	<b>19764</b>	<b>18386</b>
Tutong	<b>479</b>	245	234	<b>3240</b>	1682	1558	<b>3194</b>	1660	1534	<b>313</b>	136	177	<b>7226</b>	<b>3723</b>	<b>3503</b>
Belait	<b>392</b>	213	179	<b>2962</b>	1576	1386	<b>3199</b>	1709	1490	<b>331</b>	128	203	<b>6884</b>	<b>3626</b>	<b>3258</b>
Temburong	<b>121</b>	60	61	<b>769</b>	421	348	<b>740</b>	413	327	<b>0</b>	0	0	<b>1630</b>	<b>894</b>	<b>736</b>

**Note:**

x - Schools conducting both Pre-primary and Primary education are included under Primary and schools conducting both Secondary and Sixth Form education are included under Secondary.

## 2.1.4 NUMBER OF CLASSES, ENROLMENT AND NUMBER OF TEACHERS BY EDUCATION LEVEL

Education Level	Cls	Enrolment			Number of Teachers		
		MF	M	F	MF	M	F
<b>Overall Total</b>	<b>2748</b>	<b>53890</b>	<b>28007</b>	<b>25883</b>	<b>6574</b>	<b>1676</b>	<b>4898</b>
<b>Pre-Primary &amp; Primary Total</b>	<b>1392</b>	<b>24971</b>	<b>13174</b>	<b>11797</b>	<b>2965</b>	<b>654</b>	<b>2311</b>
<b>Pre-Primary Total</b>	<b>199</b>	<b>3170</b>	<b>1674</b>	<b>1496</b>	<b>273</b>	<b>19</b>	<b>254</b>
<b>Primary Total</b>	<b>1193</b>	<b>21801</b>	<b>11500</b>	<b>10301</b>	<b>2692</b>	<b>635</b>	<b>2057</b>
Year 1	184	<b>3464</b>	1821	1643	<b>2692</b>	635	2057
Year 2	186	<b>3457</b>	1781	1676			
Year 3	202	<b>3707</b>	1965	1742			
Year 4	198	<b>3867</b>	2049	1818			
Year 5	204	<b>3626</b>	1906	1720			
Year 6	219	<b>3680</b>	1978	1702			
<b>Secondary Total</b>	<b>1356</b>	<b>25502</b>	<b>13439</b>	<b>12063</b>	<b>3109</b>	<b>866</b>	<b>2243</b>
Year 7	245	<b>4837</b>	2597	2240	<b>1057</b>	262	795
Year 8	248	<b>4978</b>	2610	2368			
Year 9	290	<b>5204</b>	2707	2497			
Year 10	288	<b>5181</b>	2740	2441	<b>2052</b>	604	1448
Year 11	285	<b>5302</b>	2785	2517			
<b>Sixth Form Total</b>	<b>z</b>	<b>3417</b>	<b>1394</b>	<b>2023</b>	<b>500</b>	<b>156</b>	<b>344</b>
Lower Sixth Form	z	<b>1852</b>	749	1103	500	156	344
Upper Sixth Form	z	<b>1565</b>	645	920			

**Note:**

z - Classes are not fixed, hence, data is not applicable.

## 2.1.5 ENROLMENT ACCORDING TO EDUCATION LEVEL BY DISTRICT / CLUSTER

### 2.1.5.1 PRE-PRIMARY & PRIMARY ENROLMENT ACCORDING TO EDUCATION LEVEL BY DISTRICT

District	Education Level																															
	Pre-Primary				Year 1				Year 2				Year 3				Year 4				Year 5				Year 6				Total			
	Cls	MF	M	F	Cls	MF	M	F	Cls	MF	M	F	Cls	MF	M	F	Cls	MF	M	F	Cls	MF	M	F	Cls	MF	M	F	Cls	MF	M	F
<b>Total</b>	199	3170	1674	1496	184	3464	1821	1643	186	3457	1781	1676	202	3707	1965	1742	198	3867	2049	1818	204	3626	1906	1720	219	3680	1978	1702	1392	24971	13174	11797
Brunei Muara	127	2178	1156	1022	114	2361	1258	1103	116	2345	1184	1161	127	2567	1353	1214	124	2632	1374	1258	128	2416	1286	1130	144	2509	1366	1143	880	17008	8977	8031
Tutong	36	479	245	234	35	508	262	246	35	537	279	258	38	507	266	241	38	588	319	269	37	552	279	273	37	548	277	271	256	3719	1927	1792
Belait	25	392	213	179	26	494	244	250	24	438	236	202	27	496	272	224	26	508	277	231	29	528	280	248	28	498	267	231	185	3354	1789	1565
Temburong	11	121	60	61	9	101	57	44	11	137	82	55	10	137	74	63	10	139	79	60	10	130	61	69	10	125	68	57	71	890	481	409

### 2.1.5.2 PRE-PRIMARY & PRIMARY ENROLMENT ACCORDING TO EDUCATION LEVEL BY CLUSTER

Cluster	Education Level																															
	Pre-Primary				Year 1				Year 2				Year 3				Year 4				Year 5				Year 6				Total			
	Cls	MF	M	F	Cls	MF	M	F	Cls	MF	M	F	Cls	MF	M	F	Cls	MF	M	F	Cls	MF	M	F	Cls	MF	M	F	Cls	MF	M	F
<b>Total</b>	199	3170	1674	1496	184	3464	1821	1643	186	3457	1781	1676	202	3707	1965	1742	198	3867	2049	1818	204	3626	1906	1720	219	3680	1978	1702	1392	24971	13174	11797
Cluster 1	36	551	295	256	29	530	282	248	32	607	323	284	33	604	325	279	33	673	369	304	34	632	329	303	39	647	347	300	236	4244	2270	1974
Cluster 2	34	566	305	261	32	614	335	279	33	596	309	287	39	715	367	348	33	679	363	316	36	647	353	294	39	659	342	317	246	4476	2374	2102
Cluster 3	37	634	331	303	35	686	363	323	34	679	330	349	36	723	394	329	39	814	415	399	38	663	347	316	44	709	402	307	263	4908	2582	2326
Cluster 4	36	607	312	295	32	692	371	321	33	671	346	325	34	728	371	357	34	673	348	325	35	677	357	320	37	691	384	307	241	4739	2489	2250
Cluster 5	31	420	218	202	30	448	226	222	30	466	237	229	33	441	236	205	33	520	277	243	32	479	240	239	32	476	236	240	221	3250	1670	1580
Cluster 6	25	392	213	179	26	494	244	250	24	438	236	202	27	496	272	224	26	508	277	231	29	528	280	248	28	498	267	231	185	3354	1789	1565

## 2.1.5 ENROLMENT ACCORDING TO EDUCATION LEVEL BY DISTRICT / CLUSTER

### 2.1.5.3 SECONDARY ACCORDING TO EDUCATION LEVEL BY DISTRICT

District	Education Level																							
	Year 7				Year 8				Year 9				Year 10				Year 11				Total			
	Cls	MF	M	F	Cls	MF	M	F	Cls	MF	M	F	Cls	MF	M	F	Cls	MF	M	F	Cls	MF	M	F
<b>Total</b>	<b>245</b>	<b>4837</b>	<b>2597</b>	<b>2240</b>	<b>248</b>	<b>4978</b>	<b>2610</b>	<b>2368</b>	<b>290</b>	<b>5204</b>	<b>2707</b>	<b>2497</b>	<b>288</b>	<b>5181</b>	<b>2740</b>	<b>2441</b>	<b>285</b>	<b>5302</b>	<b>2785</b>	<b>2517</b>	<b>1356</b>	<b>25502</b>	<b>13439</b>	<b>12063</b>
Brunei Muara	173	3492	1847	1645	175	3585	1869	1716	206	3826	1991	1835	205	3723	1978	1745	197	3743	1972	1771	956	18369	9657	8712
Tutong	35	640	339	301	35	628	323	305	40	584	314	270	39	628	316	312	46	714	368	346	195	3194	1660	1534
Belait	32	585	337	248	33	625	341	284	37	653	326	327	37	670	366	304	35	666	339	327	174	3199	1709	1490
Temburong	5	120	74	46	5	140	77	63	7	141	76	65	7	160	80	80	7	179	106	73	31	740	413	327

### 2.1.5.4 SECONDARY ACCORDING TO EDUCATION LEVEL BY CLUSTER

Cluster	Education Level																							
	Year 7				Year 8				Year 9				Year 10				Year 11				Total			
	Cls	MF	M	F	Cls	MF	M	F	Cls	MF	M	F	Cls	MF	M	F	Cls	MF	M	F	Cls	MF	M	F
<b>Total</b>	<b>245</b>	<b>4837</b>	<b>2597</b>	<b>2240</b>	<b>248</b>	<b>4978</b>	<b>2610</b>	<b>2368</b>	<b>290</b>	<b>5204</b>	<b>2707</b>	<b>2497</b>	<b>288</b>	<b>5181</b>	<b>2740</b>	<b>2441</b>	<b>285</b>	<b>5302</b>	<b>2785</b>	<b>2517</b>	<b>1356</b>	<b>25502</b>	<b>13439</b>	<b>12063</b>
Cluster 1	40	778	421	357	39	845	441	404	48	845	461	384	47	913	492	421	43	945	489	456	217	4326	2304	2022
Cluster 2	41	847	500	347	41	875	482	393	49	885	469	416	53	908	489	419	56	1036	565	471	240	4551	2505	2046
Cluster 3	56	1153	547	606	59	1155	524	631	67	1294	606	688	63	1167	578	589	58	970	505	465	303	5739	2760	2979
Cluster 4	47	949	513	436	48	974	564	410	57	1036	576	460	56	1019	567	452	56	1089	587	502	264	5067	2807	2260
Cluster 5	29	525	279	246	28	504	258	246	32	491	269	222	32	504	248	256	37	596	300	296	158	2620	1354	1266
Cluster 6	32	585	337	248	33	625	341	284	37	653	326	327	37	670	366	304	35	666	339	327	174	3199	1709	1490



## 2.1.5 ENROLMENT ACCORDING TO EDUCATION LEVEL BY DISTRICT / CLUSTER

### 2.1.5.5 SIXTH FORM ACCORDING TO EDUCATION LEVEL BY DISTRICT

District	Education Level											
	Lower Sixth Form				Upper Sixth Form				Total			
	Cls	MF	M	F	Cls	MF	M	F	Cls	MF	M	F
<b>Total</b>	<b>z</b>	<b>1852</b>	<b>749</b>	<b>1103</b>	<b>z</b>	<b>1565</b>	<b>645</b>	<b>920</b>	<b>z</b>	<b>3417</b>	<b>1394</b>	<b>2023</b>
Brunei Muara	z	1513	595	918	z	1260	535	725	z	2773	1130	1643
Tutong	z	153	76	77	z	160	60	100	z	313	136	177
Belait	z	186	78	108	z	145	50	95	z	331	128	203
Temburong	0	0	0	0	0	0	0	0	0	0	0	0

### 2.1.5.6 SIXTH FORM ACCORDING TO EDUCATION LEVEL BY CLUSTER

Cluster	Education Level											
	Lower Sixth Form				Upper Sixth Form				Total			
	Cls	MF	M	F	Cls	MF	M	F	Cls	MF	M	F
<b>Total</b>	<b>z</b>	<b>1852</b>	<b>749</b>	<b>1103</b>	<b>z</b>	<b>1565</b>	<b>645</b>	<b>920</b>	<b>z</b>	<b>3417</b>	<b>1394</b>	<b>2023</b>
Cluster 1	z	494	196	298	z	441	195	246	z	935	391	544
Cluster 2	z	342	145	197	z	237	107	130	z	579	252	327
Cluster 3	z	234	85	149	z	183	82	101	z	417	167	250
Cluster 4	z	443	169	274	z	399	151	248	z	842	320	522
Cluster 5	z	153	76	77	z	160	60	100	z	313	136	177
Cluster 6	z	186	78	108	z	145	50	95	z	331	128	203

**Note :**

z - Classes are not fixed, hence, number of classes is not applicable.

**2.1.6 NUMBER OF CLASSES, NEW STUDENTS AND REPEATERS BY  
EDUCATION LEVEL AND PROGRAMME**

**2.1.6.1 PRE-PRIMARY AND PRIMARY**

Education Level	Cls	New Students			Repeaters			Total		
		MF	M	F	MF	M	F	MF	M	F
<b>Pre-Primary &amp; Primary Overall Total</b>	<b>1392</b>	<b>24937</b>	<b>13150</b>	<b>11787</b>	<b>34</b>	<b>24</b>	<b>10</b>	<b>24971</b>	<b>13174</b>	<b>11797</b>
Normal	1392	24127	12589	11538	28	20	8	24155	12609	11546
SEN	x	810	561	249	6	4	2	816	565	251
<b>Pre-PrimaryTotal</b>	<b>199</b>	<b>3168</b>	<b>1672</b>	<b>1496</b>	<b>2</b>	<b>2</b>	<b>0</b>	<b>3170</b>	<b>1674</b>	<b>1496</b>
Normal	199	3053	1582	1471	2	2	0	3055	1584	1471
SEN	x	115	90	25	0	0	0	115	90	25
<b>Primary Total</b>	<b>1193</b>	<b>21769</b>	<b>11478</b>	<b>10291</b>	<b>32</b>	<b>22</b>	<b>10</b>	<b>21801</b>	<b>11500</b>	<b>10301</b>
<b>Year 1 Total</b>	<b>184</b>	<b>3454</b>	<b>1814</b>	<b>1640</b>	<b>10</b>	<b>7</b>	<b>3</b>	<b>3464</b>	<b>1821</b>	<b>1643</b>
Normal	184	3351	1743	1608	7	5	2	3358	1748	1610
SEN	x	103	71	32	3	2	1	106	73	33
<b>Year 2 Total</b>	<b>186</b>	<b>3451</b>	<b>1779</b>	<b>1672</b>	<b>6</b>	<b>2</b>	<b>4</b>	<b>3457</b>	<b>1781</b>	<b>1676</b>
Normal	186	3320	1696	1624	5	2	3	3325	1698	1627
SEN	x	131	83	48	1	0	1	132	83	49
<b>Year 3 Total</b>	<b>202</b>	<b>3703</b>	<b>1962</b>	<b>1741</b>	<b>4</b>	<b>3</b>	<b>1</b>	<b>3707</b>	<b>1965</b>	<b>1742</b>
Normal	202	3561	1860	1701	3	2	1	3564	1862	1702
SEN	x	142	102	40	1	1	0	143	103	40
<b>Year 4 Total</b>	<b>198</b>	<b>3863</b>	<b>2046</b>	<b>1817</b>	<b>4</b>	<b>3</b>	<b>1</b>	<b>3867</b>	<b>2049</b>	<b>1818</b>
Normal	198	3747	1968	1779	4	3	1	3751	1971	1780
SEN	x	116	78	38	0	0	0	116	78	38
<b>Year 5 Total</b>	<b>204</b>	<b>3623</b>	<b>1904</b>	<b>1719</b>	<b>3</b>	<b>2</b>	<b>1</b>	<b>3626</b>	<b>1906</b>	<b>1720</b>
Normal	204	3521	1838	1683	3	2	1	3524	1840	1684
SEN	x	102	66	36	0	0	0	102	66	36
<b>Year 6 Total</b>	<b>219</b>	<b>3675</b>	<b>1973</b>	<b>1702</b>	<b>5</b>	<b>5</b>	<b>0</b>	<b>3680</b>	<b>1978</b>	<b>1702</b>
Normal	219	3574	1902	1672	4	4	0	3578	1906	1672
SEN	x	101	71	30	1	1	0	102	72	30

**Note:**

x - Normal classes are inclusive of special education needs (SEN).

## 2.1.6 NUMBER OF CLASSES, NEW STUDENTS AND REPEATERS BY EDUCATION LEVEL AND PROGRAMMES

### 2.1.6.2 SECONDARY

Education Level	Cls	New Students			Repeaters			Total		
		MF	M	F	MF	M	F	MF	M	F
<b>Secondary Overall Total</b>	<b>1356</b>	<b>24665</b>	<b>12878</b>	<b>11787</b>	<b>837</b>	<b>561</b>	<b>276</b>	<b>25502</b>	<b>13439</b>	<b>12063</b>
<b>Year 7</b>	<b>245</b>	<b>4721</b>	<b>2517</b>	<b>2204</b>	<b>116</b>	<b>80</b>	<b>36</b>	<b>4837</b>	<b>2597</b>	<b>2240</b>
Normal	221	4646	2472	2174	116	80	36	4762	2552	2210
Pre Vocational	24	75	45	30	0	0	0	75	45	30
<b>Year 8</b>	<b>248</b>	<b>4873</b>	<b>2535</b>	<b>2338</b>	<b>105</b>	<b>75</b>	<b>30</b>	<b>4978</b>	<b>2610</b>	<b>2368</b>
Normal	222	4774	2466	2308	105	75	30	4879	2541	2338
Pre Vocational	26	99	69	30	0	0	0	99	69	30
<b>Year 9</b>	<b>290</b>	<b>5099</b>	<b>2643</b>	<b>2456</b>	<b>105</b>	<b>64</b>	<b>41</b>	<b>5204</b>	<b>2707</b>	<b>2497</b>
Science Stream (4 Years 'General Programme')	36	685	305	380	0	0	0	685	305	380
Science Stream (5 Years 'General Programme')	51	1043	472	571	1	1	0	1044	473	571
Arts Stream (4 Years 'General Programme')	0	0	0	0	0	0	0	0	0	0
Arts Stream (5 Years 'General Programme')	70	1431	693	738	13	5	8	1444	698	746
Applied Education Programme - 3 Years	73	1383	783	600	57	33	24	1440	816	624
Special Applied Programme (SAP) - 3 Years	33	429	298	131	33	24	9	462	322	140
Special Education Needs Programme (Pra Vok)	26	105	75	30	0	0	0	105	75	30
Specialised Education Programme	1	23	17	6	1	1	0	24	18	6
<b>Year 10</b>	<b>288</b>	<b>5083</b>	<b>2660</b>	<b>2423</b>	<b>98</b>	<b>80</b>	<b>18</b>	<b>5181</b>	<b>2740</b>	<b>2441</b>
Science Stream (4 Years 'General Programme')	25	410	193	217	2	2	0	412	195	217
Science Stream (5 Years 'General Programme')	51	981	391	590	2	2	0	983	393	590
Arts Stream (4 Years 'General Programme')	0	0	0	0	0	0	0	0	0	0
Arts Stream (5 Years 'General Programme')	70	1616	818	798	23	18	5	1639	836	803
Applied Education Programme - 3 Years	80	1559	856	703	45	37	8	1604	893	711
Special Applied Programme (SAP) - 3 Years	36	400	310	90	26	21	5	426	331	95
Special Education Needs Programme (Pra Vok)	25	95	75	20	0	0	0	95	75	20
Specialised Education Programme	1	22	17	5	0	0	0	22	17	5
<b>Year 11</b>	<b>285</b>	<b>4889</b>	<b>2523</b>	<b>2366</b>	<b>413</b>	<b>262</b>	<b>151</b>	<b>5302</b>	<b>2785</b>	<b>2517</b>
Science Stream (4 Years 'General Programme')	0	0	0	0	0	0	0	0	0	0
Science Stream (5 Years 'General Programme')	47	905	379	526	5	1	4	910	380	530
Arts Stream (5 Years 'General Programme')	87	1792	845	947	214	141	73	2006	986	1020
Applied Education Programme - 3 Years	83	1620	880	740	191	117	74	1811	997	814
Special Applied Programme (SAP) - 3 Years	44	505	377	128	3	3	0	508	380	128
Special Education Needs Programme (Pra Vok)	24	67	42	25	0	0	0	67	42	25
Specialised Education Programme	0	0	0	0	0	0	0	0	0	0

### 2.1.6.3 SIXTH FORM

Education Level	Cls	New Students			Repeaters			Total		
		MF	M	F	MF	M	F	MF	M	F
<b>Sixth Form Overall Total</b>	<b>z</b>	<b>3376</b>	<b>1371</b>	<b>2005</b>	<b>41</b>	<b>23</b>	<b>18</b>	<b>3417</b>	<b>1394</b>	<b>2023</b>
<b>Lower Sixth Form</b>	<b>z</b>	<b>1826</b>	<b>734</b>	<b>1092</b>	<b>26</b>	<b>15</b>	<b>11</b>	<b>1852</b>	<b>749</b>	<b>1103</b>
Science	z	970	409	561	9	5	4	979	414	565
Art	z	856	325	531	17	10	7	873	335	538
<b>Upper Sixth Form</b>	<b>z</b>	<b>1550</b>	<b>637</b>	<b>913</b>	<b>15</b>	<b>8</b>	<b>7</b>	<b>1565</b>	<b>645</b>	<b>920</b>
Science	z	866	398	468	7	5	2	873	403	470
Art	z	684	239	445	8	3	5	692	242	450

**Note:**

z - Classes are not fixed, hence, number of classes is not applicable.

## 2.1.7 ENROLMENT ACCORDING TO AGE BY EDUCATION LEVEL

### 2.1.7.1 PRE-PRIMARY AND PRIMARY

Education Level	Gender	Age (years)								Total
		≤ 5	6	7	8	9	10	11	≥ 12	
<b>Pre-Primary and Primary Overall Total</b>	<b>MF</b>	<b>2967</b>	<b>3144</b>	<b>3616</b>	<b>3519</b>	<b>3678</b>	<b>3617</b>	<b>3625</b>	<b>805</b>	<b>24971</b>
	<b>M</b>	<b>1573</b>	<b>1658</b>	<b>1828</b>	<b>1881</b>	<b>1936</b>	<b>1872</b>	<b>1968</b>	<b>458</b>	<b>13174</b>
	<b>F</b>	<b>1394</b>	<b>1486</b>	<b>1788</b>	<b>1638</b>	<b>1742</b>	<b>1745</b>	<b>1657</b>	<b>347</b>	<b>11797</b>
<b>Pre-Primary Total</b>	<b>MF</b>	<b>2618</b>	<b>533</b>	<b>17</b>	<b>2</b>	<b>0</b>	<b>0</b>	<b>0</b>	<b>0</b>	<b>3170</b>
	<b>M</b>	<b>1399</b>	<b>264</b>	<b>10</b>	<b>1</b>	<b>0</b>	<b>0</b>	<b>0</b>	<b>0</b>	<b>1674</b>
	<b>F</b>	<b>1219</b>	<b>269</b>	<b>7</b>	<b>1</b>	<b>0</b>	<b>0</b>	<b>0</b>	<b>0</b>	<b>1496</b>
<b>Primary Total</b>	<b>MF</b>	<b>349</b>	<b>2611</b>	<b>3599</b>	<b>3517</b>	<b>3678</b>	<b>3617</b>	<b>3625</b>	<b>805</b>	<b>21801</b>
	<b>M</b>	<b>174</b>	<b>1394</b>	<b>1818</b>	<b>1880</b>	<b>1936</b>	<b>1872</b>	<b>1968</b>	<b>458</b>	<b>11500</b>
	<b>F</b>	<b>175</b>	<b>1217</b>	<b>1781</b>	<b>1637</b>	<b>1742</b>	<b>1745</b>	<b>1657</b>	<b>347</b>	<b>10301</b>
Year 1	MF	349	2257	835	18	1	3	1	0	<b>3464</b>
	M	174	1210	425	9	1	2	0	0	<b>1821</b>
	F	175	1047	410	9	0	1	1	0	<b>1643</b>
Year 2	MF	0	351	2399	681	25	1	0	0	<b>3457</b>
	M	0	184	1218	363	15	1	0	0	<b>1781</b>
	F	0	167	1181	318	10	0	0	0	<b>1676</b>
Year 3	MF	0	3	358	2508	728	99	8	3	<b>3707</b>
	M	0	0	173	1339	396	47	8	2	<b>1965</b>
	F	0	3	185	1169	332	52	0	1	<b>1742</b>
Year 4	MF	0	0	7	298	2639	882	38	3	<b>3867</b>
	M	0	0	2	161	1383	477	25	1	<b>2049</b>
	F	0	0	5	137	1256	405	13	2	<b>1818</b>
Year 5	MF	0	0	0	12	279	2279	1003	53	<b>3626</b>
	M	0	0	0	8	137	1167	553	41	<b>1906</b>
	F	0	0	0	4	142	1112	450	12	<b>1720</b>
Year 6	MF	0	0	0	0	6	353	2575	746	<b>3680</b>
	M	0	0	0	0	4	178	1382	414	<b>1978</b>
	F	0	0	0	0	2	175	1193	332	<b>1702</b>

## 2.1.7 ENROLMENT ACCORDING TO AGE BY EDUCATION LEVEL

### 2.1.7.2 SECONDARY

Education Level	Gender	Age (years)								Total
		≤ 11	12	13	14	15	16	17	≥ 18	
<b>Secondary Education Total</b>	<b>MF</b>	<b>910</b>	<b>3414</b>	<b>4742</b>	<b>5399</b>	<b>5132</b>	<b>4033</b>	<b>1511</b>	<b>361</b>	<b>25502</b>
	<b>M</b>	<b>475</b>	<b>1830</b>	<b>2418</b>	<b>2787</b>	<b>2739</b>	<b>2144</b>	<b>809</b>	<b>237</b>	<b>13439</b>
	<b>F</b>	<b>435</b>	<b>1584</b>	<b>2324</b>	<b>2612</b>	<b>2393</b>	<b>1889</b>	<b>702</b>	<b>124</b>	<b>12063</b>
Year 7	MF	858	2737	1111	109	18	2	1	1	<b>4837</b>
	M	448	1488	576	66	16	2	0	1	<b>2597</b>
	F	410	1249	535	43	2	0	1	0	<b>2240</b>
Year 8	MF	41	633	2789	1318	164	28	5	0	<b>4978</b>
	M	27	326	1410	723	101	21	2	0	<b>2610</b>
	F	14	307	1379	595	63	7	3	0	<b>2368</b>
Year 9	MF	11	41	774	3086	1077	152	51	12	<b>5204</b>
	M	0	15	390	1559	604	95	37	7	<b>2707</b>
	F	11	26	384	1527	473	57	14	5	<b>2497</b>
Year 10	MF	0	3	67	783	2760	1286	183	99	<b>5181</b>
	M	0	1	41	384	1410	703	124	77	<b>2740</b>
	F	0	2	26	399	1350	583	59	22	<b>2441</b>
Year 11	MF	0	0	1	103	1113	2565	1271	249	<b>5302</b>
	M	0	0	1	55	608	1323	646	152	<b>2785</b>
	F	0	0	0	48	505	1242	625	97	<b>2517</b>

### 2.1.7.3 SIXTH FORM

Education Level	Gender	Age (years)					Total
		≤ 14	15	16	17	≥ 18	
<b>Sixth Form Total</b>	<b>MF</b>	<b>7</b>	<b>289</b>	<b>1103</b>	<b>1367</b>	<b>651</b>	<b>3417</b>
	<b>M</b>	<b>3</b>	<b>124</b>	<b>439</b>	<b>564</b>	<b>264</b>	<b>1394</b>
	<b>F</b>	<b>4</b>	<b>165</b>	<b>664</b>	<b>803</b>	<b>387</b>	<b>2023</b>
Lower Sixth Form	MF	5	255	804	660	128	<b>1852</b>
	M	2	107	306	272	62	<b>749</b>
	F	3	148	498	388	66	<b>1103</b>
Upper Sixth Form	MF	2	34	299	707	523	<b>1565</b>
	M	1	17	133	292	202	<b>645</b>
	F	1	17	166	415	321	<b>920</b>

## 2.1.8 ENROLMENT ACCORDING TO RACE BY EDUCATION LEVEL

### 2.1.8.1 PRE-PRIMARY AND PRIMARY

Education Level	Gender	Race										
		Malay		Other Indigenous		Chinese		Others		Total		
		C	NC	C	NC	C	NC	C	NC	C	NC	CNC
<b>Pre-Primary and Primary Overall Total</b>	<b>MF</b>	<b>22489</b>	<b>443</b>	<b>856</b>	<b>83</b>	<b>273</b>	<b>68</b>	<b>424</b>	<b>335</b>	<b>24042</b>	<b>929</b>	<b>24971</b>
	<b>M</b>	<b>11849</b>	<b>252</b>	<b>458</b>	<b>45</b>	<b>153</b>	<b>30</b>	<b>219</b>	<b>168</b>	<b>12679</b>	<b>495</b>	<b>13174</b>
	<b>F</b>	<b>10640</b>	<b>191</b>	<b>398</b>	<b>38</b>	<b>120</b>	<b>38</b>	<b>205</b>	<b>167</b>	<b>11363</b>	<b>434</b>	<b>11797</b>
<b>Pre-Primary Total</b>	<b>MF</b>	<b>2829</b>	<b>68</b>	<b>131</b>	<b>18</b>	<b>33</b>	<b>2</b>	<b>44</b>	<b>45</b>	<b>3037</b>	<b>133</b>	<b>3170</b>
	<b>M</b>	<b>1491</b>	<b>39</b>	<b>71</b>	<b>11</b>	<b>21</b>	<b>1</b>	<b>21</b>	<b>19</b>	<b>1604</b>	<b>70</b>	<b>1674</b>
	<b>F</b>	<b>1338</b>	<b>29</b>	<b>60</b>	<b>7</b>	<b>12</b>	<b>1</b>	<b>23</b>	<b>26</b>	<b>1433</b>	<b>63</b>	<b>1496</b>
<b>Primary Total</b>	<b>MF</b>	<b>19660</b>	<b>375</b>	<b>725</b>	<b>65</b>	<b>240</b>	<b>66</b>	<b>380</b>	<b>290</b>	<b>21005</b>	<b>796</b>	<b>21801</b>
	<b>M</b>	<b>10358</b>	<b>213</b>	<b>387</b>	<b>34</b>	<b>132</b>	<b>29</b>	<b>198</b>	<b>149</b>	<b>11075</b>	<b>425</b>	<b>11500</b>
	<b>F</b>	<b>9302</b>	<b>162</b>	<b>338</b>	<b>31</b>	<b>108</b>	<b>37</b>	<b>182</b>	<b>141</b>	<b>9930</b>	<b>371</b>	<b>10301</b>
Year 1	MF	3140	69	100	17	42	6	49	41	3331	133	3464
	M	1639	40	57	9	26	3	26	21	1748	73	1821
	F	1501	29	43	8	16	3	23	20	1583	60	1643
Year 2	MF	3165	51	101	7	30	7	52	44	3348	109	3457
	M	1629	27	45	6	14	5	31	24	1719	62	1781
	F	1536	24	56	1	16	2	21	20	1629	47	1676
Year 3	MF	3348	70	128	9	38	11	51	52	3565	142	3707
	M	1769	43	67	3	22	6	26	29	1884	81	1965
	F	1579	27	61	6	16	5	25	23	1681	61	1742
Year 4	MF	3473	71	139	7	44	11	69	53	3725	142	3867
	M	1843	37	74	4	23	3	36	29	1976	73	2049
	F	1630	34	65	3	21	8	33	24	1749	69	1818
Year 5	MF	3236	61	123	7	49	15	81	54	3489	137	3626
	M	1695	41	67	3	28	9	40	23	1830	76	1906
	F	1541	20	56	4	21	6	41	31	1659	61	1720
Year 6	MF	3298	53	134	18	37	16	78	46	3547	133	3680
	M	1783	25	77	9	19	3	39	23	1918	60	1978
	F	1515	28	57	9	18	13	39	23	1629	73	1702

## 2.1.8 ENROLMENT ACCORDING TO RACE AND CITIZENSHIP BY EDUCATION LEVEL

### 2.1.8.2 SECONDARY

Education Level	Gender	Race										
		Malay		Other Indigenous		Chinese		Others		Total		
		C	NC	C	NC	C	NC	C	NC	C	NC	CNC
<b>Secondary Total</b>	<b>MF</b>	<b>22636</b>	<b>291</b>	<b>1010</b>	<b>118</b>	<b>682</b>	<b>219</b>	<b>279</b>	<b>267</b>	<b>24607</b>	<b>895</b>	<b>25502</b>
	<b>M</b>	<b>11971</b>	<b>159</b>	<b>509</b>	<b>63</b>	<b>366</b>	<b>112</b>	<b>146</b>	<b>113</b>	<b>12992</b>	<b>447</b>	<b>13439</b>
	<b>F</b>	<b>10665</b>	<b>132</b>	<b>501</b>	<b>55</b>	<b>316</b>	<b>107</b>	<b>133</b>	<b>154</b>	<b>11615</b>	<b>448</b>	<b>12063</b>
Year 7	MF	4253	79	211	16	141	40	30	67	4635	202	4837
	M	2292	49	109	8	68	25	18	28	2487	110	2597
	F	1961	30	102	8	73	15	12	39	2148	92	2240
Year 8	MF	4415	55	180	26	136	46	66	54	4797	181	4978
	M	2323	26	95	14	75	19	32	26	2525	85	2610
	F	2092	29	85	12	61	27	34	28	2272	96	2368
Year 9	MF	4624	51	223	37	129	35	51	54	5027	177	5204
	M	2418	26	102	24	70	18	29	20	2619	88	2707
	F	2206	25	121	13	59	17	22	34	2408	89	2497
Year 10	MF	4616	51	198	16	133	51	71	45	5018	163	5181
	M	2458	35	94	8	67	24	37	17	2656	84	2740
	F	2158	16	104	8	66	27	34	28	2362	79	2441
Year 11	MF	4728	55	198	23	143	47	61	47	5130	172	5302
	M	2480	23	109	9	86	26	30	22	2705	80	2785
	F	2248	32	89	14	57	21	31	25	2425	92	2517

### 2.1.8.3 SIXTH FORM

Education Level	Gender	Race										
		Malay		Other Indigenous		Chinese		Others		Total		
		C	NC	C	NC	C	NC	C	NC	C	NC	CNC
<b>Sixth Form Total</b>	<b>MF</b>	<b>2711</b>	<b>32</b>	<b>65</b>	<b>0</b>	<b>362</b>	<b>141</b>	<b>36</b>	<b>70</b>	<b>3174</b>	<b>243</b>	<b>3417</b>
	<b>M</b>	<b>1084</b>	<b>9</b>	<b>25</b>	<b>0</b>	<b>149</b>	<b>74</b>	<b>17</b>	<b>36</b>	<b>1275</b>	<b>119</b>	<b>1394</b>
	<b>F</b>	<b>1627</b>	<b>23</b>	<b>40</b>	<b>0</b>	<b>213</b>	<b>67</b>	<b>19</b>	<b>34</b>	<b>1899</b>	<b>124</b>	<b>2023</b>
Lower Sixth Form	MF	1495	17	38	0	186	59	23	34	1742	110	1852
	M	597	5	15	0	75	32	11	14	698	51	749
	F	898	12	23	0	111	27	12	20	1044	59	1103
Upper Sixth Form	MF	1216	15	27	0	176	82	13	36	1432	133	1565
	M	487	4	10	0	74	42	6	22	577	68	645
	F	729	11	17	0	102	40	7	14	855	65	920

**2.1.9 TEACHERS' NATIONALITY, ACADEMIC QUALIFICATION, TRAINED AND UNTRAINED, AND TERMS OF SERVICE  
BY EDUCATION LEVEL**

Categories	Education Level																	
	Pre-Primary			Primary			Secondary						Sixth Form			Total		
							Year 7 & 8			Year 9, 10 & 11								
	MF	M	F	MF	M	F	MF	M	F	MF	M	F	MF	M	F	MF	M	F
<b>Nationality Total</b>	<b>273</b>	<b>19</b>	<b>254</b>	<b>2692<sup>(i)</sup></b>	<b>635<sup>(i)</sup></b>	<b>2057<sup>(i)</sup></b>	<b>1057<sup>(i)</sup></b>	<b>262<sup>(i)</sup></b>	<b>795<sup>(i)</sup></b>	<b>2052<sup>(i)</sup></b>	<b>604<sup>(i)</sup></b>	<b>1448<sup>(i)</sup></b>	<b>500<sup>(i)</sup></b>	<b>156</b>	<b>344<sup>(i)</sup></b>	<b>6574</b>	<b>1676</b>	<b>4898</b>
Citizens	240	11	229	2642	615	2027	1009	236	773	1976	575	1401	474	136	338	6341	1573	4768
Non-Citizens	33	8	25	50	20	30	48	26	22	76	29	47	26	20	6	233	103	130
<b>Academic Qualification Total</b>	<b>273</b>	<b>19</b>	<b>254</b>	<b>2692<sup>(i)</sup></b>	<b>635<sup>(i)</sup></b>	<b>2057<sup>(i)</sup></b>	<b>1057<sup>(i)</sup></b>	<b>262<sup>(i)</sup></b>	<b>795<sup>(i)</sup></b>	<b>2052<sup>(i)</sup></b>	<b>604<sup>(i)</sup></b>	<b>1448<sup>(i)</sup></b>	<b>500<sup>(i)</sup></b>	<b>156<sup>(i)</sup></b>	<b>344<sup>(i)</sup></b>	<b>6574</b>	<b>1676</b>	<b>4898</b>
Ph.D.	2	0	2	5	1	4	0	0	0	5	2	3	7	5	2	19	8	11
Master's Degree	36	4	32	322	45	277	142	20	122	348	82	266	289	76	213	1137	227	910
Bachelor's Degree	86	11	75	1058	252	806	750	197	553	1513	447	1066	202	74	128	3609	981	2628
HND, AD, Level 5 Diploma or Equivalent	39	1	38	363	94	269	79	22	57	120	48	72	2	1	1	603	166	437
HNC	6	0	6	26	6	20	12	2	10	1	0	1	0	0	0	45	8	37
BDTVEC ND, Diploma, HNTec, BTEC Level 3 Diploma or Equivalent	46	0	46	433	126	307	19	4	15	28	13	15	0	0	0	526	143	383
Ntec, Skill Certificates or Equivalent	30	2	28	210	47	163	36	10	26	19	5	14	0	0	0	295	64	231
City & Guilds, ONC	1	0	1	12	3	9	0	0	0	2	0	2	0	0	0	15	3	12
BCGCE A Level, STPU, SPS, STP	7	0	7	78	17	61	5	1	4	9	2	7	0	0	0	99	20	79
BCGCE O Level, SPU, SPS	9	0	9	81	20	61	11	5	6	3	3	0	0	0	0	104	28	76
Below BCGCE O Level	1	0	1	8	1	7	0	0	0	1	0	1	0	0	0	10	1	9
Others	10	1	9	96	23	73	3	1	2	3	2	1	0	0	0	112	27	85
<b>Trained and Untrained Teachers Total</b>	<b>273<sup>(i)</sup></b>	<b>19</b>	<b>254<sup>(i)</sup></b>	<b>2692<sup>(i)</sup></b>	<b>635<sup>(i)</sup></b>	<b>2057<sup>(i)</sup></b>	<b>1057<sup>(i)</sup></b>	<b>262<sup>(i)</sup></b>	<b>795<sup>(i)</sup></b>	<b>2052<sup>(i)</sup></b>	<b>604<sup>(i)</sup></b>	<b>1448<sup>(i)</sup></b>	<b>500<sup>(i)</sup></b>	<b>156<sup>(i)</sup></b>	<b>344<sup>(i)</sup></b>	<b>6574</b>	<b>1676</b>	<b>4898</b>
Trained Teachers	266	16	250	2656	624	2032	1031	253	778	2014	586	1428	486	151	335	6453	1630	4823
Untrained Teachers	7	3	4	36	11	25	26	9	17	38	18	20	14	5	9	121	46	75
<b>Terms of Service Total</b>	<b>273</b>	<b>19</b>	<b>254</b>	<b>2692<sup>(i)</sup></b>	<b>635<sup>(i)</sup></b>	<b>2057<sup>(i)</sup></b>	<b>1057<sup>(i)</sup></b>	<b>262<sup>(i)</sup></b>	<b>795<sup>(i)</sup></b>	<b>2052<sup>(i)</sup></b>	<b>604<sup>(i)</sup></b>	<b>1448<sup>(i)</sup></b>	<b>500<sup>(i)</sup></b>	<b>156<sup>(i)</sup></b>	<b>344<sup>(i)</sup></b>	<b>6574</b>	<b>1676</b>	<b>4898</b>
Permanent:																		
Pension	9	2	7	106	45	61	29	5	24	56	21	35	27	5	22	227	78	149
TAP	219	8	211	2355	533	1822	829	195	634	1676	482	1194	385	123	262	5464	1341	4123
Probation	0	0	0	12	4	8	82	20	62	139	42	97	43	6	37	276	72	204
Month to Month	1	0	1	21	3	18	5	2	3	16	7	9	8	1	7	51	13	38
Daily Paid	9	0	9	78	18	60	45	8	37	74	18	56	11	0	11	217	44	173
Contract	4	1	3	76	12	64	24	10	14	36	12	24	17	15	2	157	50	107
CFBT	31	8	23	44	20	24	43	22	21	55	22	33	9	6	3	182	78	104

**Note :**

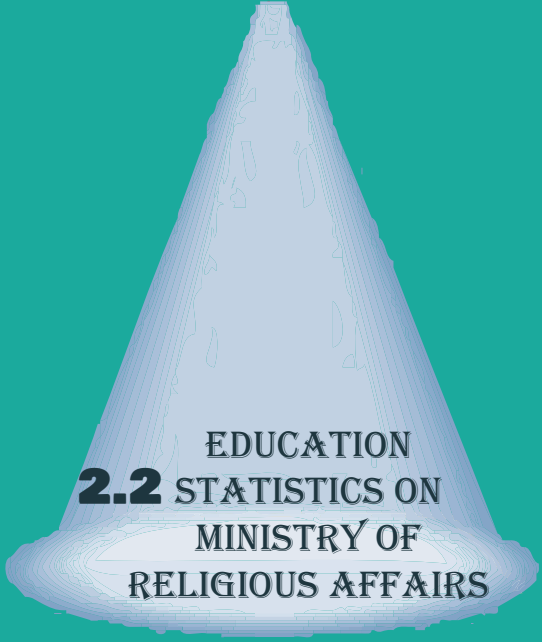
(i) - Teachers teaching more than one level of education are included in the level based on the highest number of teaching periods or number of classes taught.



## 2.1.10 TEACHERS' AGE GROUP AND YEARS OF SERVICE BY EDUCATION LEVEL

Categories	Education Level																	
	Pre-Primary			Primary			Secondary						Sixth Form			Total		
							Year 7 & 8			Year 9, 10 & 11								
	MF	M	F	MF	M	F	MF	M	F	MF	M	F	MF	M	F	MF	M	F
<b>Age Group Total</b>	<b>273</b>	<b>19</b>	<b>254</b>	<b>2692</b>	<b>635</b>	<b>2057</b>	<b>1057</b>	<b>262</b>	<b>795</b>	<b>2052</b>	<b>604</b>	<b>1448</b>	<b>500</b>	<b>156</b>	<b>344</b>	<b>6574</b>	<b>1676</b>	<b>4898</b>
24 and below	3	0	3	24	2	22	11	3	8	12	4	8	3	0	3	53	9	44
25 - 29	17	3	14	139	28	111	86	23	63	139	42	97	41	6	35	422	102	320
30 -34	59	2	57	549	152	397	244	62	182	417	122	295	110	27	83	1379	365	1014
35 - 39	66	4	62	772	213	559	364	82	282	680	218	462	123	38	85	2005	555	1450
40 - 44	30	1	29	482	123	359	197	55	142	429	117	312	107	28	79	1245	324	921
45 - 49	29	3	26	339	73	266	80	20	60	216	58	158	56	31	25	720	185	535
50 - 54	26	6	20	229	43	186	54	13	41	117	34	83	41	12	29	467	108	359
55 - 59	42	0	42	145	1	144	20	3	17	37	7	30	9	4	5	253	15	238
60 & above	1	0	1	13	0	13	1	1	0	5	2	3	10	10	0	30	13	17
<b>Service (Year) Total</b>	<b>273</b>	<b>19</b>	<b>254</b>	<b>2692</b>	<b>635</b>	<b>2057</b>	<b>1057</b>	<b>262</b>	<b>795</b>	<b>2052</b>	<b>604</b>	<b>1448</b>	<b>500</b>	<b>156</b>	<b>344</b>	<b>6574</b>	<b>1676</b>	<b>4898</b>
Below 1	15	2	13	130	29	101	56	14	42	76	23	53	6	0	6	283	68	215
1 - 2	9	4	5	50	16	34	48	9	39	58	19	39	14	6	8	179	54	125
3 - 5	15	3	12	125	31	94	109	35	74	177	64	113	52	7	45	478	140	338
6 - 10	48	3	45	467	122	345	250	58	192	451	133	318	117	30	87	1333	346	987
11 - 15	52	0	52	711	194	517	367	95	272	698	216	482	128	47	81	1956	552	1404
16 - 20	51	3	48	517	136	381	127	34	93	353	91	262	115	40	75	1163	304	859
21 - 25	19	1	18	313	74	239	48	9	39	137	34	103	34	17	17	551	135	416
26 - 30	22	2	20	197	27	170	52	8	44	102	24	78	34	9	25	407	70	337
31 & above	42	1	41	182	6	176	0	0	0	0	0	0	0	0	0	224	7	217






EDUCATION  
**2.2** STATISTICS ON  
 MINISTRY OF  
 RELIGIOUS AFFAIRS



EDUCATION  
**2.1** STATISTICS ON  
 MINISTRY OF  
 EDUCATION

EDUCATION  
**2.3** STATISTICS ON  
 PRIVATE SCHOOLS





## 2.2.1 NUMBER OF SCHOOLS ACCORDING TO EDUCATION LEVEL BY DISTRICT

District	Education Level				
	Pre-Primary	Primary	Secondary	Sixth Form	Total
<b>Total</b>	<b>z</b>	<b>5</b>	<b>2</b>	<b>1</b>	<b>8</b>
Brunei Muara	z	2	2	1	5
Tutong	z	1	x	0	1
Belait	z	1	x	0	1
Temburong	z	1	x	0	1

## 2.2.2 NUMBER OF TEACHERS ACCORDING TO EDUCATION LEVEL BY DISTRICT

District	Education Level														
	Pre-Primary			Primary			Secondary			Sixth Form & Diploma 'Aliyah Qiraat			Total		
	MF	M	F	MF	M	F	MF	M	F	MF	M	F	MF	M	F
<b>Total</b>	<b>z</b>	<b>z</b>	<b>z</b>	<b>149<sup>(i)</sup></b>	<b>38<sup>(i)</sup></b>	<b>111<sup>(i)</sup></b>	<b>436<sup>(i)</sup></b>	<b>135<sup>(i)</sup></b>	<b>301<sup>(i)</sup></b>	<b>85<sup>(i)</sup></b>	<b>20<sup>(i)</sup></b>	<b>65<sup>(i)</sup></b>	<b>670</b>	<b>193</b>	<b>477</b>
Brunei Muara	z	z	z	120	28	92	353	102	251	85	20	65	558	150	408
Tutong	z	z	z	14	7	7	55	24	31	0	0	0	69	31	38
Belait	z	z	z	9	3	6	16	4	12	0	0	0	25	7	18
Temburong	z	z	z	6	0	6	12	5	7	0	0	0	18	5	13

## 2.2.3 ENROLMENT ACCORDING TO EDUCATION LEVEL BY DISTRICT

District	Education Level																	
	Pre-Primary			Primary			Secondary			Sixth Form			Diploma 'Aliyah Qiraat <sup>(ii)</sup>			Total		
	MF	M	F	MF	M	F	MF	M	F	MF	M	F	MF	M	F	MF	M	F
<b>Total</b>	<b>z</b>	<b>z</b>	<b>z</b>	<b>1413</b>	<b>639</b>	<b>774</b>	<b>3363</b>	<b>1473</b>	<b>1890</b>	<b>625</b>	<b>282</b>	<b>343</b>	<b>82</b>	<b>45</b>	<b>37</b>	<b>5483</b>	<b>2439</b>	<b>3044</b>
Brunei Muara	z	z	z	1216	553	663	2848	1152	1696	625	282	343	82	45	37	4771	2032	2739
Tutong	z	z	z	104	47	57	352	240	112	0	0	0	0	0	0	456	287	169
Belait	z	z	z	59	29	30	106	60	46	0	0	0	0	0	0	165	89	76
Temburong	z	z	z	34	10	24	57	21	36	0	0	0	0	0	0	91	31	60

### Note :

z - All Arabic schools do not conduct pre-primary education

x - Schools conducting multiple levels of education are included in the lowest level of education (e.g schools conducting both primary and secondary will be included in primary).

(i) - Teachers teaching more than one level of education are included in the level based on the highest number of teaching periods or number of classes taught.

(ii) - One of the arabic institutions (Institut Tahfiz Al-Quran Sultan Haji Hassanal Bolkiah) conducts both secondary and Diploma 'Aliyah Qiraat programme.

## 2.2.4 NUMBER OF CLASSES, ENROLMENT AND NUMBER OF TEACHERS BY EDUCATION LEVEL

Education Level	Cls	Enrolment			Number of Teachers		
		MF	M	F	MF	M	F
<b>Overall Total</b>	<b>232</b>	<b>5483</b>	<b>2439</b>	<b>3044</b>	<b>670</b>	<b>193</b>	<b>477</b>
<b>Primary Total</b>	<b>58</b>	<b>1413</b>	<b>639</b>	<b>774</b>	<b>149<sup>(i)</sup></b>	<b>38<sup>(i)</sup></b>	<b>111<sup>(i)</sup></b>
Year 5	25	581	261	320	149	38	111
Year 6	33	832	378	454			
<b>Secondary Total</b>	<b>144</b>	<b>3363</b>	<b>1473</b>	<b>1890</b>	<b>436<sup>(i)</sup></b>	<b>135<sup>(i)</sup></b>	<b>301<sup>(i)</sup></b>
Year 7	39	994	442	552	202	63	139
Year 8	37	814	368	446			
Year 9	26	647	271	376	234	72	162
Year 10	22	482	197	285			
Year 11	20	426	195	231			
<b>Sixth Form Total</b>	<b>27</b>	<b>625</b>	<b>282</b>	<b>343</b>	<b>85<sup>(i)</sup></b>	<b>20<sup>(i)</sup></b>	<b>65<sup>(i)</sup></b>
Lower Sixth Form	14	318	146	172	85	20	65
Upper Sixth Form	13	307	136	171			
<b>Diploma 'Aliyah Qiraat</b>	<b>3</b>	<b>82</b>	<b>45</b>	<b>37</b>			
Year 1	1	39	20	19	85	20	65
Year 2	1	26	13	13			
Year 3	1	17	12	5			

**Note :**

z - Classes are not fixed, hence, number of classes is not applicable.

(i) - Teachers teaching more than one level of education are included in the level based on the highest number of teaching periods or number of classes taught.

## 2.2.5 ENROLMENT ACCORDING TO EDUCATION LEVEL BY DISTRICT

### 2.2.5.1 PRIMARY

District	Education Level											
	Year 5				Year 6				Total			
	Cls	MF	M	F	Cls	MF	M	F	Cls	MF	M	F
<b>Total</b>	<b>25</b>	<b>581</b>	<b>261</b>	<b>320</b>	<b>33</b>	<b>832</b>	<b>378</b>	<b>454</b>	<b>58</b>	<b>1413</b>	<b>639</b>	<b>774</b>
Brunei Muara	21	503	221	282	28	713	332	381	49	1216	553	663
Tutong	2	39	21	18	2	65	26	39	4	104	47	57
Belait	1	24	15	9	2	35	14	21	3	59	29	30
Temburong	1	15	4	11	1	19	6	13	2	34	10	24

### 2.2.5.2 SECONDARY

District	Education Level																							
	Year 7				Year 8				Year 9				Year 10				Year 11				Total			
	Cls	MF	M	F	Cls	MF	M	F	Cls	MF	M	F	Cls	MF	M	F	Cls	MF	M	F	Cls	MF	M	F
<b>Total</b>	<b>39</b>	<b>994</b>	<b>442</b>	<b>552</b>	<b>37</b>	<b>814</b>	<b>368</b>	<b>446</b>	<b>26</b>	<b>647</b>	<b>271</b>	<b>376</b>	<b>22</b>	<b>482</b>	<b>197</b>	<b>285</b>	<b>20</b>	<b>426</b>	<b>195</b>	<b>231</b>	<b>144</b>	<b>3363</b>	<b>1473</b>	<b>1890</b>
Brunei Muara	30	822	361	461	29	666	293	373	22	567	221	346	19	436	151	285	16	357	126	231	116	2848	1152	1696
Tutong	4	77	34	43	4	80	41	39	4	80	50	30	3	46	46	0	4	69	69	0	19	352	240	112
Belait	3	69	36	33	2	37	24	13	0	0	0	0	0	0	0	0	0	0	0	0	5	106	60	46
Temburong	2	26	11	15	2	31	10	21	0	0	0	0	0	0	0	0	0	0	0	0	4	57	21	36

### 2.2.5.3 SIXTH FORM

District	Education Level											
	Lower Sixth Form				Upper Sixth Form				Total			
	Cls	MF	M	F	Cls	MF	M	F	Cls	MF	M	F
<b>Total</b>	<b>14</b>	<b>318</b>	<b>146</b>	<b>172</b>	<b>13</b>	<b>307</b>	<b>136</b>	<b>171</b>	<b>27</b>	<b>625</b>	<b>282</b>	<b>343</b>
Brunei Muara	14	318	146	172	13	307	136	171	27	625	282	343
Tutong	0	0	0	0	0	0	0	0	0	0	0	0
Belait	0	0	0	0	0	0	0	0	0	0	0	0
Temburong	0	0	0	0	0	0	0	0	0	0	0	0

### 2.2.5.4 DIPLOMA 'ALIYAH QIRAAT

District	Education Level															
	Year 1				Year 2				Year 3				Total			
	Cls	MF	M	F	Cls	MF	M	F	Cls	MF	M	F	Cls	MF	M	F
<b>Total</b>	<b>1</b>	<b>39</b>	<b>20</b>	<b>19</b>	<b>1</b>	<b>26</b>	<b>13</b>	<b>13</b>	<b>1</b>	<b>17</b>	<b>12</b>	<b>5</b>	<b>3</b>	<b>82</b>	<b>45</b>	<b>37</b>
Brunei Muara	1	39	20	19	1	26	13	13	1	17	12	5	3	82	45	37
Tutong	0	0	0	0	0	0	0	0	0	0	0	0	0	0	0	0
Belait	0	0	0	0	0	0	0	0	0	0	0	0	0	0	0	0
Temburong	0	0	0	0	0	0	0	0	0	0	0	0	0	0	0	0

## 2.2.6 NUMBER OF CLASSES, NEW STUDENTS AND REPEATERS BY EDUCATION LEVEL & PROGRAMME

Education Level	Cls	New Students			Repeaters			Total		
		MF	M	F	MF	M	F	MF	M	F
<b>Overall Total</b>	<b>232</b>	<b>5480</b>	<b>2437</b>	<b>3043</b>	<b>3</b>	<b>2</b>	<b>1</b>	<b>5483</b>	<b>2439</b>	<b>3044</b>
<b>Primary Total</b>	<b>58</b>	<b>1413</b>	<b>639</b>	<b>774</b>	<b>0</b>	<b>0</b>	<b>0</b>	<b>1413</b>	<b>639</b>	<b>774</b>
Year 5	25	581	261	320	0	0	0	581	261	320
Year 6	33	832	378	454	0	0	0	832	378	454
<b>Secondary Total</b>	<b>144</b>	<b>3361</b>	<b>1472</b>	<b>1889</b>	<b>2</b>	<b>1</b>	<b>1</b>	<b>3363</b>	<b>1473</b>	<b>1890</b>
Year 7	39	993	441	552	1	1	0	994	442	552
Year 8	37	813	368	445	1	0	1	814	368	446
<b>Year 9</b>	<b>26</b>	<b>647</b>	<b>271</b>	<b>376</b>	<b>0</b>	<b>0</b>	<b>0</b>	<b>647</b>	<b>271</b>	<b>376</b>
Science Stream (4 Years 'General Programme')	5	114	25	89	0	0	0	114	25	89
Science Stream (5 Years 'General Programme')	5	155	67	88	0	0	0	155	67	88
Arabic Stream (4 Years 'General Programme')	3	62	43	19	0	0	0	62	43	19
Arabic Stream (5 Years 'General Programme')	13	316	136	180	0	0	0	316	136	180
<b>Year 10</b>	<b>22</b>	<b>482</b>	<b>197</b>	<b>285</b>	<b>0</b>	<b>0</b>	<b>0</b>	<b>482</b>	<b>197</b>	<b>285</b>
Science Stream (4 Years 'General Programme')	2	23	8	15	0	0	0	23	8	15
Science Stream (5 Years 'General Programme')	6	138	53	85	0	0	0	138	53	85
Arabic Stream (4 Years 'General Programme')	2	38	38	0	0	0	0	38	38	0
Arabic Stream (5 Years 'General Programme')	12	283	98	185	0	0	0	283	98	185
<b>Year 11</b>	<b>20</b>	<b>426</b>	<b>195</b>	<b>231</b>	<b>0</b>	<b>0</b>	<b>0</b>	<b>426</b>	<b>195</b>	<b>231</b>
Science Stream (4 Years 'General Programme')	0	0	0	0	0	0	0	0	0	0
Science Stream (5 Years 'General Programme')	6	107	54	53	0	0	0	107	54	53
Arabic Stream (4 Years 'General Programme')	0	0	0	0	0	0	0	0	0	0
Arabic Stream (5 Years 'General Programme')	14	319	141	178	0	0	0	319	141	178
<b>Sixth Form Total</b>	<b>27</b>	<b>624</b>	<b>281</b>	<b>343</b>	<b>1</b>	<b>1</b>	<b>0</b>	<b>625</b>	<b>282</b>	<b>343</b>
<b>Lower Sixth Form</b>	<b>14</b>	<b>318</b>	<b>146</b>	<b>172</b>	<b>0</b>	<b>0</b>	<b>0</b>	<b>318</b>	<b>146</b>	<b>172</b>
Science	3	71	16	55	0	0	0	71	16	55
Arab	11	247	130	117	0	0	0	247	130	117
<b>Upper Sixth Form</b>	<b>13</b>	<b>306</b>	<b>135</b>	<b>171</b>	<b>1</b>	<b>1</b>	<b>0</b>	<b>307</b>	<b>136</b>	<b>171</b>
Science	2	41	13	28	0	0	0	41	13	28
Arab	11	265	122	143	1	1	0	266	123	143
<b>Diploma 'Aliyah Qiraat Total</b>	<b>3</b>	<b>82</b>	<b>45</b>	<b>37</b>	<b>0</b>	<b>0</b>	<b>0</b>	<b>82</b>	<b>45</b>	<b>37</b>
Year 1	1	39	20	19	0	0	0	39	20	19
Year 2	1	26	13	13	0	0	0	26	13	13
Year 3	1	17	12	5	0	0	0	17	12	5



## 2.2.7 ENROLMENT ACCORDING TO AGE BY EDUCATION LEVEL,

### 2.2.7.1 PRIMARY

Education Level	Gender	Age (years)						Total
		≤ 8	9	10	11	12	≥ 13	
<b>Primary Total</b>	<b>MF</b>	<b>0</b>	<b>56</b>	<b>466</b>	<b>671</b>	<b>218</b>	<b>2</b>	<b>1413</b>
	<b>M</b>	<b>0</b>	<b>30</b>	<b>187</b>	<b>303</b>	<b>119</b>	<b>0</b>	<b>639</b>
	<b>F</b>	<b>0</b>	<b>26</b>	<b>279</b>	<b>368</b>	<b>99</b>	<b>2</b>	<b>774</b>
Year 5	MF	0	55	342	160	24	0	581
	M	0	29	125	88	19	0	261
	F	0	26	217	72	5	0	320
Year 6	MF	0	1	124	511	194	2	832
	M	0	1	62	215	100	0	378
	F	0	0	62	296	94	2	454

### 2.2.7.2 SECONDARY

Education Level	Gender	Age (years)								Total
		≤ 11	12	13	14	15	16	17	≥ 18	
<b>Secondary Total</b>	<b>MF</b>	<b>128</b>	<b>685</b>	<b>837</b>	<b>695</b>	<b>482</b>	<b>374</b>	<b>133</b>	<b>29</b>	<b>3363</b>
	<b>M</b>	<b>63</b>	<b>282</b>	<b>376</b>	<b>274</b>	<b>184</b>	<b>193</b>	<b>78</b>	<b>23</b>	<b>1473</b>
	<b>F</b>	<b>65</b>	<b>403</b>	<b>461</b>	<b>421</b>	<b>298</b>	<b>181</b>	<b>55</b>	<b>6</b>	<b>1890</b>
Year 7	MF	127	591	247	29	0	0	0	0	994
	M	62	248	115	17	0	0	0	0	442
	F	65	343	132	12	0	0	0	0	552
Year 8	MF	1	94	512	185	22	0	0	0	814
	M	1	34	229	90	14	0	0	0	368
	F	0	60	283	95	8	0	0	0	446
Year 9	MF	0	0	78	414	131	24	0	0	647
	M	0	0	32	162	58	19	0	0	271
	F	0	0	46	252	73	5	0	0	376
Year 10	MF	0	0	0	66	247	137	28	4	482
	M	0	0	0	5	87	80	22	3	197
	F	0	0	0	61	160	57	6	1	285
Year 11	MF	0	0	0	1	82	213	105	25	426
	M	0	0	0	0	25	94	56	20	195
	F	0	0	0	1	57	119	49	5	231

### 2.2.7.3 SIXTH FORM

Education Level	Gender	Age (years)					Total
		≤14	15	16	17	≥ 18	
<b>Sixth Form Total</b>	<b>MF</b>	<b>0</b>	<b>17</b>	<b>124</b>	<b>256</b>	<b>228</b>	<b>625</b>
	<b>M</b>	<b>0</b>	<b>5</b>	<b>50</b>	<b>121</b>	<b>106</b>	<b>282</b>
	<b>F</b>	<b>0</b>	<b>12</b>	<b>74</b>	<b>135</b>	<b>122</b>	<b>343</b>
Lower Sixth Form	MF	0	17	108	146	47	318
	M	0	5	44	78	19	146
	F	0	12	64	68	28	172
Upper Sixth Form	MF	0	0	16	110	181	307
	M	0	0	6	43	87	136
	F	0	0	10	67	94	171

### 2.2.7.4 DIPLOMA 'ALIYAH QIRAAT

Education Level	Gender	Age (years)					Total
		≤14	15	16	17	≥ 18	
<b>Diploma 'Aliyah Qiraat Total</b>	<b>MF</b>	<b>0</b>	<b>0</b>	<b>0</b>	<b>0</b>	<b>82</b>	<b>82</b>
	<b>M</b>	<b>0</b>	<b>0</b>	<b>0</b>	<b>0</b>	<b>45</b>	<b>45</b>
	<b>F</b>	<b>0</b>	<b>0</b>	<b>0</b>	<b>0</b>	<b>37</b>	<b>37</b>
Year 1	MF	0	0	0	0	39	39
	M	0	0	0	0	20	20
	F	0	0	0	0	19	19
Year 2	MF	0	0	0	0	26	26
	M	0	0	0	0	13	13
	F	0	0	0	0	13	13
Year 3	MF	0	0	0	0	17	17
	M	0	0	0	0	12	12
	F	0	0	0	0	5	5

**2.2.8 ENROLMENT ACCORDING TO RACE AND NATIONALITY  
BY EDUCATION LEVEL**

Education Level	Gender	Race										
		Malay		Other Indigenous		Chinese		Others		Total		
		C	NC	C	NC	C	NC	C	NC	C	NC	CNC
<b>Overall Total</b>	<b>MF</b>	<b>5400</b>	<b>25</b>	<b>30</b>	<b>0</b>	<b>12</b>	<b>0</b>	<b>11</b>	<b>5</b>	<b>5453</b>	<b>30</b>	<b>5483</b>
	<b>M</b>	<b>2391</b>	<b>15</b>	<b>19</b>	<b>0</b>	<b>9</b>	<b>0</b>	<b>5</b>	<b>0</b>	<b>2424</b>	<b>15</b>	<b>2439</b>
	<b>F</b>	<b>3009</b>	<b>10</b>	<b>11</b>	<b>0</b>	<b>3</b>	<b>0</b>	<b>6</b>	<b>5</b>	<b>3029</b>	<b>15</b>	<b>3044</b>
<b>Primary Total</b>	<b>MF</b>	<b>1390</b>	<b>3</b>	<b>9</b>	<b>0</b>	<b>4</b>	<b>0</b>	<b>3</b>	<b>4</b>	<b>1406</b>	<b>7</b>	<b>1413</b>
	<b>M</b>	<b>628</b>	<b>2</b>	<b>5</b>	<b>0</b>	<b>3</b>	<b>0</b>	<b>1</b>	<b>0</b>	<b>637</b>	<b>2</b>	<b>639</b>
	<b>F</b>	<b>762</b>	<b>1</b>	<b>4</b>	<b>0</b>	<b>1</b>	<b>0</b>	<b>2</b>	<b>4</b>	<b>769</b>	<b>5</b>	<b>774</b>
Year 5	MF	571	0	3	0	2	0	2	3	578	3	581
	M	258	0	1	0	1	0	1	0	261	0	261
	F	313	0	2	0	1	0	1	3	317	3	320
Year 6	MF	819	3	6	0	2	0	1	1	828	4	832
	M	370	2	4	0	2	0	0	0	376	2	378
	F	449	1	2	0	0	0	1	1	452	2	454
<b>Secondary Total</b>	<b>MF</b>	<b>3317</b>	<b>22</b>	<b>9</b>	<b>0</b>	<b>7</b>	<b>0</b>	<b>7</b>	<b>1</b>	<b>3340</b>	<b>23</b>	<b>3363</b>
	<b>M</b>	<b>1443</b>	<b>13</b>	<b>8</b>	<b>0</b>	<b>5</b>	<b>0</b>	<b>4</b>	<b>0</b>	<b>1460</b>	<b>13</b>	<b>1473</b>
	<b>F</b>	<b>1874</b>	<b>9</b>	<b>1</b>	<b>0</b>	<b>2</b>	<b>0</b>	<b>3</b>	<b>1</b>	<b>1880</b>	<b>10</b>	<b>1890</b>
Year 7	MF	978	5	3	0	3	0	5	0	989	5	994
	M	430	4	3	0	2	0	3	0	438	4	442
	F	548	1	0	0	1	0	2	0	551	1	552
Year 8	MF	796	8	5	0	3	0	2	0	806	8	814
	M	358	2	4	0	3	0	1	0	366	2	368
	F	438	6	1	0	0	0	1	0	440	6	446
Year 9	MF	642	4	0	0	1	0	0	0	643	4	647
	M	268	3	0	0	0	0	0	0	268	3	271
	F	374	1	0	0	1	0	0	0	375	1	376
Year 10	MF	476	4	1	0	0	0	0	1	477	5	482
	M	193	3	1	0	0	0	0	0	194	3	197
	F	283	1	0	0	0	0	0	1	283	2	285
Year 11	MF	425	1	0	0	0	0	0	0	425	1	426
	M	194	1	0	0	0	0	0	0	194	1	195
	F	231	0	0	0	0	0	0	0	231	0	231
<b>Sixth Form Total</b>	<b>MF</b>	<b>611</b>	<b>0</b>	<b>12</b>	<b>0</b>	<b>1</b>	<b>0</b>	<b>1</b>	<b>0</b>	<b>625</b>	<b>0</b>	<b>625</b>
	<b>M</b>	<b>275</b>	<b>0</b>	<b>6</b>	<b>0</b>	<b>1</b>	<b>0</b>	<b>0</b>	<b>0</b>	<b>282</b>	<b>0</b>	<b>282</b>
	<b>F</b>	<b>336</b>	<b>0</b>	<b>6</b>	<b>0</b>	<b>0</b>	<b>0</b>	<b>1</b>	<b>0</b>	<b>343</b>	<b>0</b>	<b>343</b>
Lower Sixth Form	MF	311	0	7	0	0	0	0	0	318	0	318
	M	143	0	3	0	0	0	0	0	146	0	146
	F	168	0	4	0	0	0	0	0	172	0	172
Upper Sixth Form	MF	300	0	5	0	1	0	1	0	307	0	307
	M	132	0	3	0	1	0	0	0	136	0	136
	F	168	0	2	0	0	0	1	0	171	0	171
<b>Diploma 'Aliyah Qiraat Total</b>	<b>MF</b>	<b>82</b>	<b>0</b>	<b>0</b>	<b>0</b>	<b>0</b>	<b>0</b>	<b>0</b>	<b>0</b>	<b>82</b>	<b>0</b>	<b>82</b>
	<b>M</b>	<b>45</b>	<b>0</b>	<b>0</b>	<b>0</b>	<b>0</b>	<b>0</b>	<b>0</b>	<b>0</b>	<b>45</b>	<b>0</b>	<b>45</b>
	<b>F</b>	<b>37</b>	<b>0</b>	<b>0</b>	<b>0</b>	<b>0</b>	<b>0</b>	<b>0</b>	<b>0</b>	<b>37</b>	<b>0</b>	<b>37</b>
Year 1	MF	39	0	0	0	0	0	0	0	39	0	39
	M	20	0	0	0	0	0	0	0	20	0	20
	F	19	0	0	0	0	0	0	0	19	0	19
Year 2	MF	26	0	0	0	0	0	0	0	26	0	26
	M	13	0	0	0	0	0	0	0	13	0	13
	F	13	0	0	0	0	0	0	0	13	0	13
Year 3	MF	17	0	0	0	0	0	0	0	17	0	17
	M	12	0	0	0	0	0	0	0	12	0	12
	F	5	0	0	0	0	0	0	0	5	0	5

## 2.2.9 TEACHERS' NATIONALITY, ACADEMIC QUALIFICATION, TRAINED AND UNTRAINED, AND TERMS OF SERVICE BY EDUCATION LEVEL

Categories	Education Level														
	Primary			Secondary						Sixth Form & Diploma 'Aliyah Qiraat			Total		
				Year 7 & 8			Year 9, 10 & 11								
	MF	M	F	MF	M	F	MF	M	F	MF	M	F	MF	M	F
<b>Nationality Total</b>	<b>149<sup>(i)</sup></b>	<b>38<sup>(i)</sup></b>	<b>111<sup>(i)</sup></b>	<b>202<sup>(i)</sup></b>	<b>63<sup>(i)</sup></b>	<b>139<sup>(i)</sup></b>	<b>234<sup>(i)</sup></b>	<b>72<sup>(i)</sup></b>	<b>162<sup>(i)</sup></b>	<b>85<sup>(i)</sup></b>	<b>20<sup>(i)</sup></b>	<b>65<sup>(i)</sup></b>	<b>670</b>	<b>193</b>	<b>477</b>
Citizens	148	38	110	189	57	132	204	54	150	81	16	65	622	165	457
Non-Citizens	1	0	1	13	6	7	30	18	12	4	4	0	48	28	20
<b>Academic Qualification Total</b>	<b>149<sup>(i)</sup></b>	<b>38<sup>(i)</sup></b>	<b>111<sup>(i)</sup></b>	<b>202<sup>(i)</sup></b>	<b>63<sup>(i)</sup></b>	<b>139<sup>(i)</sup></b>	<b>234<sup>(i)</sup></b>	<b>72<sup>(i)</sup></b>	<b>162<sup>(i)</sup></b>	<b>85<sup>(i)</sup></b>	<b>20<sup>(i)</sup></b>	<b>65<sup>(i)</sup></b>	<b>670</b>	<b>193</b>	<b>477</b>
Ph.D.	1	0	1	0	0	0	1	1	0	2	2	0	4	3	1
Master's Degree	21	4	17	38	11	27	56	14	42	23	6	17	138	35	103
Bachelor's Degree	115	29	86	150	46	104	171	53	118	60	12	48	496	140	356
HND, AD, Level 5 Diploma or Equivalent	3	0	3	2	0	2	0	0	0	0	0	0	5	0	5
HNC	0	0	0	0	0	0	0	0	0	0	0	0	0	0	0
BDTVEC ND, Diploma, HNTec, BTEC Level 3 Diploma or Equivalent	1	1	0	5	1	4	4	3	1	0	0	0	10	5	5
NTec, Skill Certificates or Equivalent	3	1	2	1	0	1	0	0	0	0	0	0	4	1	3
City & Guilds, ONC	0	0	0	0	0	0	0	0	0	0	0	0	0	0	0
BCGCE 'A' Level, STPU, SPS, STP	5	3	2	5	5	0	2	1	1	0	0	0	12	9	3
BCGCE 'O' Level, SPU, SPS	0	0	0	0	0	0	0	0	0	0	0	0	0	0	0
Below BCGCE 'O' Level	0	0	0	0	0	0	0	0	0	0	0	0	0	0	0
Others	0	0	0	1	0	1	0	0	0	0	0	0	1	0	1
<b>Trained and Untrained Teachers Total</b>	<b>149<sup>(i)</sup></b>	<b>38<sup>(i)</sup></b>	<b>111<sup>(i)</sup></b>	<b>202<sup>(i)</sup></b>	<b>63<sup>(i)</sup></b>	<b>139<sup>(i)</sup></b>	<b>234<sup>(i)</sup></b>	<b>72<sup>(i)</sup></b>	<b>162<sup>(i)</sup></b>	<b>85<sup>(i)</sup></b>	<b>20<sup>(i)</sup></b>	<b>65<sup>(i)</sup></b>	<b>670</b>	<b>193</b>	<b>477</b>
Trained Teachers	121	32	89	162	44	118	204	64	140	74	18	56	561	158	403
Untrained Teachers	28	6	22	40	19	21	30	8	22	11	2	9	109	35	74
<b>Terms of Service Total</b>	<b>149<sup>(i)</sup></b>	<b>38<sup>(i)</sup></b>	<b>111<sup>(i)</sup></b>	<b>202<sup>(i)</sup></b>	<b>63<sup>(i)</sup></b>	<b>139<sup>(i)</sup></b>	<b>234<sup>(i)</sup></b>	<b>72<sup>(i)</sup></b>	<b>162<sup>(i)</sup></b>	<b>85<sup>(i)</sup></b>	<b>20<sup>(i)</sup></b>	<b>65<sup>(i)</sup></b>	<b>670</b>	<b>193</b>	<b>477</b>
Permanent:															
Pension	1	1	0	4	3	1	3	3	0	6	0	6	14	7	7
TAP	97	29	68	105	32	73	130	38	92	63	12	51	395	111	284
Probation	32	5	27	29	8	21	32	7	25	0	0	0	93	20	73
Month to Month	1	0	1	5	0	5	7	0	7	0	0	0	13	0	13
Daily Paid	18	3	15	51	14	37	39	6	33	11	3	8	119	26	93
Contract	0	0	0	8	6	2	19	14	5	5	5	0	32	25	7
CFBT	0	0	0	0	0	0	4	4	0	0	0	0	4	4	0

**Note :**

(i) - Teachers teaching more than one level of education are included in the level based on the highest number of teaching periods or number of classes taught.

## 2.2.10 TEACHERS' AGE GROUP AND YEARS OF SERVICE BY EDUCATION LEVEL

Categories	Education Level																	
	Pre-Primary			Primary			Secondary						Sixth Form & Diploma 'Aliyah Qiraat			Total		
							Year 7 & 8			Year 9, 10 & 11								
	MF	M	F	MF	M	F	MF	M	F	MF	M	F	MF	M	F	MF	M	F
<b>Age Group Total</b>	<b>z</b>	<b>z</b>	<b>z</b>	<b>149<sup>(i)</sup></b>	<b>38<sup>(i)</sup></b>	<b>111<sup>(i)</sup></b>	<b>202<sup>(i)</sup></b>	<b>63<sup>(i)</sup></b>	<b>139<sup>(i)</sup></b>	<b>234<sup>(i)</sup></b>	<b>72<sup>(i)</sup></b>	<b>162<sup>(i)</sup></b>	<b>85<sup>(i)</sup></b>	<b>20<sup>(i)</sup></b>	<b>65<sup>(i)</sup></b>	<b>670</b>	<b>193</b>	<b>477</b>
24 and below	z	z	z	3	0	3	6	2	4	4	1	3	5	0	5	18	3	15
25 - 29	z	z	z	22	5	17	32	11	21	23	9	14	7	3	4	84	28	56
30 -34	z	z	z	33	6	27	62	19	43	61	19	42	21	6	15	177	50	127
35 - 39	z	z	z	40	9	31	33	6	27	47	11	36	17	4	13	137	30	107
40 - 44	z	z	z	32	12	20	38	13	25	38	9	29	13	2	11	121	36	85
45 - 49	z	z	z	16	5	11	15	9	6	27	8	19	12	0	12	70	22	48
50 - 54	z	z	z	2	1	1	11	3	8	22	8	14	5	1	4	40	13	27
55 - 59	z	z	z	1	0	1	4	0	4	6	4	2	3	2	1	14	6	8
60 & above	z	z	z	0	0	0	1	0	1	6	3	3	2	2	0	9	5	4
<b>Service (Year) Total</b>	<b>z</b>	<b>z</b>	<b>z</b>	<b>149<sup>(i)</sup></b>	<b>38<sup>(i)</sup></b>	<b>111<sup>(i)</sup></b>	<b>202<sup>(i)</sup></b>	<b>63<sup>(i)</sup></b>	<b>139<sup>(i)</sup></b>	<b>234<sup>(i)</sup></b>	<b>72<sup>(i)</sup></b>	<b>162<sup>(i)</sup></b>	<b>85<sup>(i)</sup></b>	<b>20<sup>(i)</sup></b>	<b>65<sup>(i)</sup></b>	<b>670</b>	<b>193</b>	<b>477</b>
Below 1	z	z	z	1	0	1	9	4	5	4	2	2	7	2	5	21	8	13
1 - 2	z	z	z	18	6	12	19	5	14	13	5	8	2	0	2	52	16	36
3 - 5	z	z	z	27	4	23	48	18	30	50	22	28	9	3	6	134	47	87
6 - 10	z	z	z	28	2	26	43	8	35	41	7	34	24	6	18	136	23	113
11 - 15	z	z	z	39	13	26	44	17	27	59	17	42	19	4	15	161	51	110
16 - 20	z	z	z	15	6	9	16	4	12	37	12	25	6	2	4	74	24	50
21 - 25	z	z	z	16	6	10	13	4	9	21	2	19	14	2	12	64	14	50
26 - 30	z	z	z	5	1	4	10	3	7	9	5	4	4	1	3	28	10	18
31 & above	z	z	z	0	0	0	0	0	0	0	0	0	0	0	0	0	0	0

(i) - Teachers teaching more than one level of education are included in the level based on the highest number of teaching periods or number of classes taught.



EDUCATION  
**2.2** STATISTICS ON  
MINISTRY OF  
RELIGIOUS AFFAIRS



**2.1** EDUCATION  
STATISTICS ON  
MINISTRY OF  
EDUCATION

EDUCATION  
**2.3** STATISTICS ON  
PRIVATE SCHOOLS



### 2.3.1 NUMBER OF SCHOOLS ACCORDING TO EDUCATION LEVEL BY DISTRICT

District	Education Level				
	Pre-Primary	Primary	Secondary	Sixth Form	Total
<b>Total</b>	<b>16</b>	<b>55</b>	<b>1</b>	<b>0</b>	<b>72</b>
Brunei Muara	13	37	1	x	51
Tutong	1	5	0	0	6
Belait	2	11	x	0	13
Temburong	x	2	0	0	2

### 2.3.2 NUMBER OF TEACHERS ACCORDING TO EDUCATION LEVEL BY DISTRICT

District	Education Level														
	Pre-Primary			Primary			Secondary			Sixth Form			Total		
	MF	M	F	MF	M	F	MF	M	F	MF	M	F	MF	M	F
<b>Total</b>	<b>626<sup>(i)</sup></b>	<b>22<sup>(i)</sup></b>	<b>604<sup>(i)</sup></b>	<b>1148<sup>(i)</sup></b>	<b>213<sup>(i)</sup></b>	<b>935<sup>(i)</sup></b>	<b>489<sup>(i)</sup></b>	<b>177<sup>(i)</sup></b>	<b>312<sup>(i)</sup></b>	<b>52<sup>(i)</sup></b>	<b>30<sup>(i)</sup></b>	<b>22<sup>(i)</sup></b>	<b>2315</b>	<b>442</b>	<b>1873</b>
Brunei Muara	487	20	467	887	166	721	358	129	229	52	30	22	1784	345	1439
Tutong	37	0	37	53	11	42	0	0	0	0	0	0	90	11	79
Belait	95	2	93	195	34	161	131	48	83	0	0	0	421	84	337
Temburong	7	0	7	13	2	11	0	0	0	0	0	0	20	2	18

### 2.3.3 ENROLMENT ACCORDING TO EDUCATION LEVEL BY DISTRICT

District	Education Level														
	Pre-Primary			Primary			Secondary			Sixth Form			Total		
	MF	M	F	MF	M	F	MF	M	F	MF	M	F	MF	M	F
<b>Total</b>	<b>10669</b>	<b>5434</b>	<b>5235</b>	<b>16190</b>	<b>8126</b>	<b>8064</b>	<b>5382</b>	<b>2852</b>	<b>2530</b>	<b>451</b>	<b>231</b>	<b>220</b>	<b>32692</b>	<b>16643</b>	<b>16049</b>
Brunei Muara	8105	4138	3967	12659	6400	6259	4052	2146	1906	451	231	220	25267	12915	12352
Tutong	666	326	340	681	316	365	0	0	0	0	0	0	1347	642	705
Belait	1804	927	877	2772	1368	1404	1330	706	624	0	0	0	5906	3001	2905
Temburong	94	43	51	78	42	36	0	0	0	0	0	0	172	85	87

**Note :**

x - Schools conducting multiple levels of education are included under Primary.

(i) - Teachers teaching more than one level of education are included in the level based on the highest number of teaching periods or number of classes taught.

### 2.3.4 NUMBER OF CLASSES, ENROLMENT AND NUMBER OF TEACHERS BY EDUCATION LEVEL

Education Level	Cls	Enrolment			Number of Teachers		
		MF	M	F	MF	M	F
<b>Overall Total</b>	<b>1521</b>	<b>32692</b>	<b>16643</b>	<b>16049</b>	<b>2315</b>	<b>442</b>	<b>1873</b>
<b>Pre-Primary &amp; Primary Total</b>	<b>1299</b>	<b>26859</b>	<b>13560</b>	<b>13299</b>	<b>1774<sup>(i)</sup></b>	<b>235<sup>(i)</sup></b>	<b>1539<sup>(i)</sup></b>
<b>Pre-Primary Total</b>	<b>535</b>	<b>10669</b>	<b>5434</b>	<b>5235</b>	<b>626<sup>(i)</sup></b>	<b>22<sup>(i)</sup></b>	<b>604<sup>(i)</sup></b>
Kindergarten 1	166	3073	1585	1488	626	22	604
Kindergarten 2	192	3983	2006	1977			
Kindergarten 3	177	3613	1843	1770			
<b>Primary Total</b>	<b>764</b>	<b>16190</b>	<b>8126</b>	<b>8064</b>	<b>1148<sup>(i)</sup></b>	<b>213<sup>(i)</sup></b>	<b>935<sup>(i)</sup></b>
Year 1	155	3307	1664	1643	1148	213	935
Year 2	140	2998	1499	1499			
Year 3	131	2832	1432	1400			
Year 4	127	2669	1356	1313			
Year 5	106	2203	1092	1111			
Year 6	105	2181	1083	1098			
<b>Secondary Education Total</b>	<b>222</b>	<b>5382</b>	<b>2852</b>	<b>2530</b>	<b>489<sup>(i)</sup></b>	<b>177<sup>(i)</sup></b>	<b>312<sup>(i)</sup></b>
Year 7	43	1111	590	521	197	71	126
Year 8	44	1199	633	566			
Year 9	46	1043	534	509	292	106	186
Year 10	47	1058	543	515			
Year 11	42	971	552	419			
<b>Sixth Form Education Total</b>	<b>z</b>	<b>451</b>	<b>231</b>	<b>220</b>	<b>52<sup>(i)</sup></b>	<b>30<sup>(i)</sup></b>	<b>22<sup>(i)</sup></b>
Lower Sixth Form	z	226	131	95	52	30	22
Upper Sixth Form	z	225	100	125			

**Note :**

(i) - Teachers teaching more than one level of education are included in the level based on the highest number of teaching periods or number of classes taught.



## 2.3.5 ENROLMENT ACCORDING TO EDUCATION LEVEL BY DISTRICT

### 2.3.5.1 PRE-PRIMARY

District	Education Level															
	Kindergarten 1				Kindergarten 2				Kindergarten 3				Total			
	Cls	MF	M	F	Cls	MF	M	F	Cls	MF	M	F	Cls	MF	M	F
<b>Total</b>	<b>166</b>	<b>3073</b>	<b>1585</b>	<b>1488</b>	<b>192</b>	<b>3983</b>	<b>2006</b>	<b>1977</b>	<b>177</b>	<b>3613</b>	<b>1843</b>	<b>1770</b>	<b>535</b>	<b>10669</b>	<b>5434</b>	<b>5235</b>
Brunei Muara	129	2362	1215	1147	145	2981	1508	1473	138	2762	1415	1347	<b>412</b>	<b>8105</b>	<b>4138</b>	<b>3967</b>
Tutong	10	185	96	89	14	296	140	156	9	185	90	95	<b>33</b>	<b>666</b>	<b>326</b>	<b>340</b>
Belait	25	495	261	234	31	674	338	336	28	635	328	307	<b>84</b>	<b>1804</b>	<b>927</b>	<b>877</b>
Temburong	2	31	13	18	2	32	20	12	2	31	10	21	<b>6</b>	<b>94</b>	<b>43</b>	<b>51</b>

### 2.3.5.2 PRIMARY

District	Education Level																											
	Year 1				Year 2				Year 3				Year 4				Year 5				Year 6				Total			
	Cls	MF	M	F	Cls	MF	M	F	Cls	MF	M	F	Cls	MF	M	F	Cls	MF	M	F	Cls	MF	M	F	Cls	MF	M	F
<b>Total</b>	<b>155</b>	<b>3307</b>	<b>1664</b>	<b>1643</b>	<b>140</b>	<b>2998</b>	<b>1499</b>	<b>1499</b>	<b>131</b>	<b>2832</b>	<b>1432</b>	<b>1400</b>	<b>127</b>	<b>2669</b>	<b>1356</b>	<b>1313</b>	<b>106</b>	<b>2203</b>	<b>1092</b>	<b>1111</b>	<b>105</b>	<b>2181</b>	<b>1083</b>	<b>1098</b>	<b>764</b>	<b>16190</b>	<b>8126</b>	<b>8064</b>
Brunei Muara	122	2631	1330	1301	109	2376	1206	1170	101	2210	1107	1103	97	2067	1055	1012	80	1687	851	836	80	1688	851	837	<b>589</b>	<b>12659</b>	<b>6400</b>	<b>6259</b>
Tutong	8	158	82	76	6	112	50	62	6	119	57	62	6	117	59	58	5	93	32	61	4	82	36	46	<b>35</b>	<b>681</b>	<b>316</b>	<b>365</b>
Belait	23	500	244	256	23	491	235	256	22	488	257	231	22	475	236	239	20	415	204	211	19	403	192	211	<b>129</b>	<b>2772</b>	<b>1368</b>	<b>1404</b>
Temburong	2	18	8	10	2	19	8	11	2	15	11	4	2	10	6	4	1	8	5	3	2	8	4	4	<b>11</b>	<b>78</b>	<b>42</b>	<b>36</b>

## 2.3.5 ENROLMENT ACCORDING TO EDUCATION LEVEL BY DISTRICT

### 2.3.5.3 SECONDARY

District	Education Level																							
	Year 7				Year 8				Year 9				Year 10				Year 11				Total			
	Cls	MF	M	F	Cls	MF	M	F	Cls	MF	M	F	Cls	MF	M	F	Cls	MF	M	F	Cls	MF	M	F
<b>Total</b>	<b>43</b>	<b>1111</b>	<b>590</b>	<b>521</b>	<b>44</b>	<b>1199</b>	<b>633</b>	<b>566</b>	<b>46</b>	<b>1043</b>	<b>534</b>	<b>509</b>	<b>47</b>	<b>1058</b>	<b>543</b>	<b>515</b>	<b>42</b>	<b>971</b>	<b>552</b>	<b>419</b>	<b>222</b>	<b>5382</b>	<b>2852</b>	<b>2530</b>
Brunei Muara	30	818	440	378	33	914	480	434	32	801	407	394	34	823	420	403	28	696	399	297	157	4052	2146	1906
Tutong	0	0	0	0	0	0	0	0	0	0	0	0	0	0	0	0	0	0	0	0	0	0	0	0
Belait	13	293	150	143	11	285	153	132	14	242	127	115	13	235	123	112	14	275	153	122	65	1330	706	624
Temburong	0	0	0	0	0	0	0	0	0	0	0	0	0	0	0	0	0	0	0	0	0	0	0	0

### 2.3.5.4 SIXTH FORM

District	Education Level											
	Lower Sixth Form				Upper Sixth Form				Total			
	Cls	MF	M	F	Cls	MF	M	F	Cls	MF	M	F
<b>Total</b>	<b>z</b>	<b>226</b>	<b>131</b>	<b>95</b>	<b>z</b>	<b>225</b>	<b>100</b>	<b>125</b>	<b>z</b>	<b>451</b>	<b>231</b>	<b>220</b>
Brunei Muara	z	226	131	95	z	225	100	125	z	451	231	220
Tutong	0	0	0	0	0	0	0	0	0	0	0	0
Belait	0	0	0	0	0	0	0	0	0	0	0	0
Temburong	0	0	0	0	0	0	0	0	0	0	0	0

**Note :**

z - Classes are not fixed, hence, number of classes is not applicable.

**2.3.6 NUMBER OF CLASSES, NEW STUDENTS AND REPEATERS  
BY EDUCATION LEVEL AND PROGRAMME**

Education Level	Cls	New Students			Repeaters			Total		
		MF	M	F	MF	M	F	MF	M	F
<b>Overall Total</b>	<b>1521</b>	<b>32678</b>	<b>16636</b>	<b>16042</b>	<b>14</b>	<b>7</b>	<b>7</b>	<b>32692</b>	<b>16643</b>	<b>16049</b>
<b>Pre-Primary &amp; Primary Total</b>	<b>1299</b>	<b>26858</b>	<b>13560</b>	<b>13298</b>	<b>1</b>	<b>0</b>	<b>1</b>	<b>26859</b>	<b>13560</b>	<b>13299</b>
<b>Pre-Primary Total</b>	<b>535</b>	<b>10668</b>	<b>5434</b>	<b>5234</b>	<b>1</b>	<b>0</b>	<b>1</b>	<b>10669</b>	<b>5434</b>	<b>5235</b>
Kindergarten 1	166	3073	1585	1488	0	0	0	<b>3073</b>	<b>1585</b>	<b>1488</b>
Kindergarten 2	192	3982	2006	1976	1	0	1	<b>3983</b>	<b>2006</b>	<b>1977</b>
Kindergarten 3	177	3613	1843	1770	0	0	0	<b>3613</b>	<b>1843</b>	<b>1770</b>
<b>Primary Total</b>	<b>764</b>	<b>16190</b>	<b>8126</b>	<b>8064</b>	<b>0</b>	<b>0</b>	<b>0</b>	<b>16190</b>	<b>8126</b>	<b>8064</b>
Year 1	155	3307	1664	1643	0	0	0	<b>3307</b>	<b>1664</b>	<b>1643</b>
Year 2	140	2998	1499	1499	0	0	0	<b>2998</b>	<b>1499</b>	<b>1499</b>
Year 3	131	2832	1432	1400	0	0	0	<b>2832</b>	<b>1432</b>	<b>1400</b>
Year 4	127	2669	1356	1313	0	0	0	<b>2669</b>	<b>1356</b>	<b>1313</b>
Year 5	106	2203	1092	1111	0	0	0	<b>2203</b>	<b>1092</b>	<b>1111</b>
Year 6	105	2181	1083	1098	0	0	0	<b>2181</b>	<b>1083</b>	<b>1098</b>
<b>Secondary Education Total</b>	<b>222</b>	<b>5369</b>	<b>2845</b>	<b>2524</b>	<b>13</b>	<b>7</b>	<b>6</b>	<b>5382</b>	<b>2852</b>	<b>2530</b>
Year 7	43	1111	590	521	0	0	0	<b>1111</b>	<b>590</b>	<b>521</b>
Year 8	44	1198	633	565	1	0	1	<b>1199</b>	<b>633</b>	<b>566</b>
<b>Year 9</b>	<b>46</b>	<b>1034</b>	<b>528</b>	<b>506</b>	<b>9</b>	<b>6</b>	<b>3</b>	<b>1043</b>	<b>534</b>	<b>509</b>
Science Stream (4 Years 'General Programme')	9	176	89	87	0	0	0	<b>176</b>	<b>89</b>	<b>87</b>
Science Stream (5 Years 'General Programme')	20	508	233	275	0	0	0	<b>508</b>	<b>233</b>	<b>275</b>
Art Stream (4 Years 'General Programme')	1	4	3	1	0	0	0	<b>4</b>	<b>3</b>	<b>1</b>
Art Stream (5 Years 'General Programme')	16	346	203	143	9	6	3	<b>355</b>	<b>209</b>	<b>146</b>
<b>Year 10</b>	<b>47</b>	<b>1055</b>	<b>542</b>	<b>513</b>	<b>3</b>	<b>1</b>	<b>2</b>	<b>1058</b>	<b>543</b>	<b>515</b>
Science Stream (4 Years 'General Programme')	10	196	103	93	0	0	0	<b>196</b>	<b>103</b>	<b>93</b>
Science Stream (5 Years 'General Programme')	21	459	217	242	0	0	0	<b>459</b>	<b>217</b>	<b>242</b>
Art Stream (4 Years 'General Programme')	1	8	5	3	0	0	0	<b>8</b>	<b>5</b>	<b>3</b>
Art Stream (5 Years 'General Programme')	15	392	217	175	3	1	2	<b>395</b>	<b>218</b>	<b>177</b>
<b>Year 11</b>	<b>42</b>	<b>971</b>	<b>552</b>	<b>419</b>	<b>0</b>	<b>0</b>	<b>0</b>	<b>971</b>	<b>552</b>	<b>419</b>
Science Stream (5 Years 'General Programme')	16	401	228	173	0	0	0	<b>401</b>	<b>228</b>	<b>173</b>
Art Stream (5 Years 'General Programme')	26	570	324	246	0	0	0	<b>570</b>	<b>324</b>	<b>246</b>
<b>Sixth Form Total</b>	<b>z</b>	<b>451</b>	<b>231</b>	<b>220</b>	<b>0</b>	<b>0</b>	<b>0</b>	<b>451</b>	<b>231</b>	<b>220</b>
Lower Sixth Form	z	226	131	95	0	0	0	<b>226</b>	<b>131</b>	<b>95</b>
Upper Sixth Form	z	225	100	125	0	0	0	<b>225</b>	<b>100</b>	<b>125</b>

**Note :**

z - Classes are not fixed, hence, number of classes is not applicable.

## 2.3.7 ENROLMENT ACCORDING TO AGE BY EDUCATION LEVEL

### 2.3.7.1 PRE-PRIMARY AND PRIMARY

Education Level	Gender	Age (years)										Total
		2	3	4	5	6	7	8	9	10	≥ 11	
<b>Pre-Primary and Primary Total</b>	T	187	2590	3708	3794	3292	2985	2894	2636	2243	2530	26859
	M	100	1325	1871	1936	1653	1488	1482	1326	1127	1252	13560
	F	87	1265	1837	1858	1639	1497	1412	1310	1116	1278	13299
<b>Pre-Primary Total</b>	MF	187	2590	3708	3477	674	31	2	0	0	0	10669
	M	100	1325	1871	1771	351	15	1	0	0	0	5434
	F	87	1265	1837	1706	323	16	1	0	0	0	5235
Kindergarten 1	MF	187	2341	513	28	3	1	0	0	0	0	3073
	M	100	1196	264	21	3	1	0	0	0	0	1585
	F	87	1145	249	7	0	0	0	0	0	0	1488
Kindergarten 2	MF	0	249	2976	738	16	3	1	0	0	0	3983
	M	0	129	1501	365	9	1	1	0	0	0	2006
	F	0	120	1475	373	7	2	0	0	0	0	1977
Kindergarten 3	MF	0	0	219	2711	655	27	1	0	0	0	3613
	M	0	0	106	1385	339	13	0	0	0	0	1843
	F	0	0	113	1326	316	14	1	0	0	0	1770
<b>Primary Total</b>	MF	0	0	0	317	2618	2954	2892	2636	2243	2530	16190
	M	0	0	0	165	1302	1473	1481	1326	1127	1252	8126
	F	0	0	0	152	1316	1481	1411	1310	1116	1278	8064
Year 1	MF	0	0	0	308	2352	632	12	2	1	0	3307
	M	0	0	0	160	1174	323	5	1	1	0	1664
	F	0	0	0	148	1178	309	7	1	0	0	1643
Year 2	MF	0	0	0	9	265	2072	630	21	1	0	2998
	M	0	0	0	5	128	1037	319	9	1	0	1499
	F	0	0	0	4	137	1035	311	12	0	0	1499
Year 3	MF	0	0	0	0	1	250	1993	569	18	1	2832
	M	0	0	0	0	0	113	1028	280	11	0	1432
	F	0	0	0	0	1	137	965	289	7	1	1400
Year 4	MF	0	0	0	0	0	0	257	1821	577	14	2669
	M	0	0	0	0	0	0	129	933	286	8	1356
	F	0	0	0	0	0	0	128	888	291	6	1313
Year 5	MF	0	0	0	0	0	0	0	222	1454	527	2203
	M	0	0	0	0	0	0	0	102	730	260	1092
	F	0	0	0	0	0	0	0	120	724	267	1111
Year 6	MF	0	0	0	0	0	0	0	1	192	1988	2181
	M	0	0	0	0	0	0	0	1	98	984	1083
	F	0	0	0	0	0	0	0	0	94	1004	1098

## 2.3.7 ENROLMENT ACCORDING TO AGE BY EDUCATION LEVEL

### 2.3.7.2 SECONDARY

Education Level	Gender	Age (years)								Total
		≤ 11	12	13	14	15	16	17	≥ 18	
<b>Secondary Total</b>	<b>MF</b>	<b>132</b>	<b>711</b>	<b>1164</b>	<b>1202</b>	<b>1108</b>	<b>784</b>	<b>253</b>	<b>28</b>	<b>5382</b>
	<b>M</b>	<b>60</b>	<b>373</b>	<b>618</b>	<b>619</b>	<b>599</b>	<b>417</b>	<b>148</b>	<b>18</b>	<b>2852</b>
	<b>F</b>	<b>72</b>	<b>338</b>	<b>546</b>	<b>583</b>	<b>509</b>	<b>367</b>	<b>105</b>	<b>10</b>	<b>2530</b>
Year 7	MF	132	547	404	27	1	0	0	0	1111
	M	60	294	216	20	0	0	0	0	590
	F	72	253	188	7	1	0	0	0	521
Year 8	MF	0	164	615	396	22	2	0	0	1199
	M	0	79	333	206	14	1	0	0	633
	F	0	85	282	190	8	1	0	0	566
Year 9	MF	0	0	142	569	298	32	2	0	1043
	M	0	0	67	289	155	22	1	0	534
	F	0	0	75	280	143	10	1	0	509
Year 10	MF	0	0	3	205	574	242	32	2	1058
	M	0	0	2	101	324	99	15	2	543
	F	0	0	1	104	250	143	17	0	515
Year 11	MF	0	0	0	5	213	508	219	26	971
	M	0	0	0	3	106	295	132	16	552
	F	0	0	0	2	107	213	87	10	419

### 2.3.7.3 SIXTH FORM

Education Level	Gender	Age (years)					Total
		≤ 14	15	16	17	≥ 18	
<b>Sixth Form Total</b>	<b>MF</b>	<b>0</b>	<b>0</b>	<b>78</b>	<b>210</b>	<b>163</b>	<b>451</b>
	<b>M</b>	<b>0</b>	<b>0</b>	<b>39</b>	<b>112</b>	<b>80</b>	<b>231</b>
	<b>F</b>	<b>0</b>	<b>0</b>	<b>39</b>	<b>98</b>	<b>83</b>	<b>220</b>
Lower Sixth Form	MF	0	0	76	128	22	226
	M	0	0	38	78	15	131
	F	0	0	38	50	7	95
Upper Sixth Form	MF	0	0	2	82	141	225
	M	0	0	1	34	65	100
	F	0	0	1	48	76	125

### 2.3.8 ENROLMENT ACCORDING TO RACE AND NATIONALITY BY EDUCATION LEVEL

#### 2.3.8.1 PRE-PRIMARY AND PRIMARY

Education Level	Gender	Race										
		Malay		Other Indigenous		Chinese		Others		Total		
		C	NC	C	NC	C	NC	C	NC	C	NC	CNC
<b>Pre-Primary and Primary Total</b>	<b>MF</b>	<b>19145</b>	<b>609</b>	<b>473</b>	<b>77</b>	<b>2070</b>	<b>1548</b>	<b>190</b>	<b>2747</b>	<b>21878</b>	<b>4981</b>	<b>26859</b>
	<b>M</b>	<b>9677</b>	<b>296</b>	<b>224</b>	<b>40</b>	<b>1059</b>	<b>762</b>	<b>98</b>	<b>1404</b>	<b>11058</b>	<b>2502</b>	<b>13560</b>
	<b>F</b>	<b>9468</b>	<b>313</b>	<b>249</b>	<b>37</b>	<b>1011</b>	<b>786</b>	<b>92</b>	<b>1343</b>	<b>10820</b>	<b>2479</b>	<b>13299</b>
<b>Pre-Primary Total</b>	<b>MF</b>	<b>8092</b>	<b>243</b>	<b>154</b>	<b>20</b>	<b>639</b>	<b>531</b>	<b>84</b>	<b>906</b>	<b>8969</b>	<b>1700</b>	<b>10669</b>
	<b>M</b>	<b>4133</b>	<b>117</b>	<b>72</b>	<b>10</b>	<b>326</b>	<b>276</b>	<b>37</b>	<b>463</b>	<b>4568</b>	<b>866</b>	<b>5434</b>
	<b>F</b>	<b>3959</b>	<b>126</b>	<b>82</b>	<b>10</b>	<b>313</b>	<b>255</b>	<b>47</b>	<b>443</b>	<b>4401</b>	<b>834</b>	<b>5235</b>
Kindergarten 1	MF	2377	64	40	5	184	156	24	223	2625	448	3073
	M	1223	34	17	2	92	80	13	124	1345	240	1585
	F	1154	30	23	3	92	76	11	99	1280	208	1488
Kindergarten 2	MF	3071	89	50	5	210	167	27	364	3358	625	3983
	M	1535	48	25	4	116	90	12	176	1688	318	2006
	F	1536	41	25	1	94	77	15	188	1670	307	1977
Kindergarten 3	MF	2644	90	64	10	245	208	33	319	2986	627	3613
	M	1375	35	30	4	118	106	12	163	1535	308	1843
	F	1269	55	34	6	127	102	21	156	1451	319	1770
<b>Primary Total</b>	<b>MF</b>	<b>11053</b>	<b>366</b>	<b>319</b>	<b>57</b>	<b>1431</b>	<b>1017</b>	<b>106</b>	<b>1841</b>	<b>12909</b>	<b>3281</b>	<b>16190</b>
	<b>M</b>	<b>5544</b>	<b>179</b>	<b>152</b>	<b>30</b>	<b>733</b>	<b>486</b>	<b>61</b>	<b>941</b>	<b>6490</b>	<b>1636</b>	<b>8126</b>
	<b>F</b>	<b>5509</b>	<b>187</b>	<b>167</b>	<b>27</b>	<b>698</b>	<b>531</b>	<b>45</b>	<b>900</b>	<b>6419</b>	<b>1645</b>	<b>8064</b>
Year 1	MF	2416	77	64	15	223	159	19	334	2722	585	3307
	M	1222	42	32	7	105	78	10	168	1369	295	1664
	F	1194	35	32	8	118	81	9	166	1353	290	1643
Year 2	MF	2108	59	62	8	211	191	18	341	2399	599	2998
	M	1057	22	28	6	104	87	11	184	1200	299	1499
	F	1051	37	34	2	107	104	7	157	1199	300	1499
Year 3	MF	1953	63	50	9	242	174	28	313	2273	559	2832
	M	979	32	27	5	128	79	19	163	1153	279	1432
	F	974	31	23	4	114	95	9	150	1120	280	1400
Year 4	MF	1832	60	54	11	265	160	9	278	2160	509	2669
	M	909	37	23	4	149	87	7	140	1088	268	1356
	F	923	23	31	7	116	73	2	138	1072	241	1313
Year 5	MF	1384	64	41	7	236	155	16	300	1677	526	2203
	M	695	33	18	5	109	67	8	157	830	262	1092
	F	689	31	23	2	127	88	8	143	847	264	1111
Year 6	MF	1360	43	48	7	254	178	16	275	1678	503	2181
	M	682	13	24	3	138	88	6	129	850	233	1083
	F	678	30	24	4	116	90	10	146	828	270	1098

## 2.3.8 ENROLMENT ACCORDING TO RACE AND NATIONALITY BY EDUCATION LEVEL

### 2.3.8.2 SECONDARY

Education Level	Gender	Race										
		Malay		Other Indigenous		Chinese		Others		Total		
		C	NC	C	NC	C	NC	C	NC	C	NC	CNC
<b>Secondary Total</b>	<b>MF</b>	<b>2278</b>	<b>155</b>	<b>132</b>	<b>27</b>	<b>984</b>	<b>779</b>	<b>156</b>	<b>871</b>	<b>3550</b>	<b>1832</b>	<b>5382</b>
	<b>M</b>	<b>1252</b>	<b>70</b>	<b>74</b>	<b>13</b>	<b>512</b>	<b>409</b>	<b>87</b>	<b>435</b>	<b>1925</b>	<b>927</b>	<b>2852</b>
	<b>F</b>	<b>1026</b>	<b>85</b>	<b>58</b>	<b>14</b>	<b>472</b>	<b>370</b>	<b>69</b>	<b>436</b>	<b>1625</b>	<b>905</b>	<b>2530</b>
Year 7	MF	457	29	22	4	230	151	35	183	744	367	1111
	M	263	15	14	2	111	76	20	89	408	182	590
	F	194	14	8	2	119	75	15	94	336	185	521
Year 8	MF	528	62	26	9	197	139	55	183	806	393	1199
	M	280	20	15	5	101	82	27	103	423	210	633
	F	248	42	11	4	96	57	28	80	383	183	566
Year 9	MF	436	24	29	6	182	150	41	175	688	355	1043
	M	232	12	16	3	89	68	27	87	364	170	534
	F	204	12	13	3	93	82	14	88	324	185	509
Year 10	MF	406	24	27	4	199	191	11	196	643	415	1058
	M	213	16	12	0	113	92	7	90	345	198	543
	F	193	8	15	4	86	99	4	106	298	217	515
Year 11	MF	451	16	28	4	176	148	14	134	669	302	971
	M	264	7	17	3	98	91	6	66	385	167	552
	F	187	9	11	1	78	57	8	68	284	135	419

### 2.3.8.3 SIXTH FORM

Education Level	Gender	Race										
		Malay		Other Indigenous		Chinese		Others		Total		
		C	NC	C	NC	C	NC	C	NC	C	NC	CNC
<b>Sixth Form Total</b>	<b>MF</b>	<b>148</b>	<b>22</b>	<b>0</b>	<b>0</b>	<b>95</b>	<b>39</b>	<b>6</b>	<b>141</b>	<b>249</b>	<b>202</b>	<b>451</b>
	<b>M</b>	<b>68</b>	<b>13</b>	<b>0</b>	<b>0</b>	<b>55</b>	<b>21</b>	<b>2</b>	<b>72</b>	<b>125</b>	<b>106</b>	<b>231</b>
	<b>F</b>	<b>80</b>	<b>9</b>	<b>0</b>	<b>0</b>	<b>40</b>	<b>18</b>	<b>4</b>	<b>69</b>	<b>124</b>	<b>96</b>	<b>220</b>
Lower Sixth Form	MF	81	10	0	0	43	20	2	70	126	100	226
	M	41	7	0	0	27	11	2	43	70	61	131
	F	40	3	0	0	16	9	0	27	56	39	95
Upper Sixth Form	MF	67	12	0	0	52	19	4	71	123	102	225
	M	27	6	0	0	28	10	0	29	55	45	100
	F	40	6	0	0	24	9	4	42	68	57	125

**2.3.9 TEACHERS' NATIONALITY, ACADEMIC QUALIFICATION, TRAINED AND UNTRAINED, TERMS OF SERVICE ACCORDING BY EDUCATION LEVEL**

Categories	Education Level																	
	Pre-Primary			Primary			Secondary						Sixth Form			Total		
							Year 7 & 8			Year 9, 10 & 11								
	MF	M	F	MF	M	F	MF	M	F	MF	M	F	MF	M	F	MF	M	F
<b>Nationality Total</b>	<b>626<sup>(i)</sup></b>	<b>22<sup>(i)</sup></b>	<b>604<sup>(i)</sup></b>	<b>1148<sup>(i)</sup></b>	<b>213<sup>(i)</sup></b>	<b>935<sup>(i)</sup></b>	<b>197<sup>(i)</sup></b>	<b>71<sup>(i)</sup></b>	<b>126<sup>(i)</sup></b>	<b>292<sup>(i)</sup></b>	<b>106<sup>(i)</sup></b>	<b>186<sup>(i)</sup></b>	<b>52<sup>(i)</sup></b>	<b>30<sup>(i)</sup></b>	<b>22<sup>(i)</sup></b>	<b>2315</b>	<b>442</b>	<b>1873</b>
Citizens	464	9	455	652	78	574	65	14	51	86	32	54	1	0	1	1268	133	1135
Non-Citizens	162	13	149	496	135	361	132	57	75	206	74	132	51	30	21	1047	309	738
<b>Academic Qualification Total</b>	<b>626<sup>(i)</sup></b>	<b>22<sup>(i)</sup></b>	<b>604<sup>(i)</sup></b>	<b>1148<sup>(i)</sup></b>	<b>213<sup>(i)</sup></b>	<b>935<sup>(i)</sup></b>	<b>197<sup>(i)</sup></b>	<b>71<sup>(i)</sup></b>	<b>126<sup>(i)</sup></b>	<b>292<sup>(i)</sup></b>	<b>106<sup>(i)</sup></b>	<b>186<sup>(i)</sup></b>	<b>52<sup>(i)</sup></b>	<b>30<sup>(i)</sup></b>	<b>22<sup>(i)</sup></b>	<b>2315</b>	<b>442</b>	<b>1873</b>
Ph.D.	0	0	0	1	0	1	1	1	0	14	12	2	1	1	0	17	14	3
Master's Degree	34	4	30	125	20	105	44	16	28	78	26	52	10	4	6	291	70	221
Bachelor's Degree	171	13	158	543	131	412	142	50	92	182	61	121	40	25	15	1078	280	798
HND, AD, Level 5 Diploma or Equivalent	75	3	72	145	19	126	3	1	2	8	1	7	0	0	0	231	24	207
HNC	3	0	3	18	2	16	1	0	1	1	0	1	1	0	1	24	2	22
BDTVEC ND, Diploma, HNTec, BTEC Level 3 Diploma or Equivalent	61	0	61	36	7	29	0	0	0	3	2	1	0	0	0	100	9	91
NTec, Skill Certificates or Equivalent	18	0	18	18	8	10	0	0	0	1	1	0	0	0	0	37	9	28
City & Guilds, ONC	2	0	2	4	1	3	0	0	0	0	0	0	0	0	0	6	1	5
BCGCE 'A' Level, STPU, SPS, STP	42	0	42	79	11	68	3	1	2	4	2	2	0	0	0	128	14	114
BCGCE 'O' Level, SPU, SPS	186	2	184	159	11	148	3	2	1	1	1	0	0	0	0	349	16	333
Below BCGCE 'O' Level	25	0	25	11	0	11	0	0	0	0	0	0	0	0	0	36	0	36
Others	9	0	9	9	3	6	0	0	0	0	0	0	0	0	0	18	3	15
<b>Trained and Untrained Teachers Total</b>	<b>626<sup>(i)</sup></b>	<b>22<sup>(i)</sup></b>	<b>604<sup>(i)</sup></b>	<b>1148<sup>(i)</sup></b>	<b>213<sup>(i)</sup></b>	<b>935<sup>(i)</sup></b>	<b>197<sup>(i)</sup></b>	<b>71<sup>(i)</sup></b>	<b>126<sup>(i)</sup></b>	<b>292<sup>(i)</sup></b>	<b>106<sup>(i)</sup></b>	<b>186<sup>(i)</sup></b>	<b>52<sup>(i)</sup></b>	<b>30<sup>(i)</sup></b>	<b>22<sup>(i)</sup></b>	<b>2315</b>	<b>442</b>	<b>1873</b>
Trained Teachers	287	18	269	671	150	521	135	56	79	195	81	114	52	30	22	1340	335	1005
Untrained Teachers	339	4	335	477	63	414	62	15	47	97	25	72	0	0	0	975	107	868
<b>Terms of Service Total</b>	<b>626<sup>(i)</sup></b>	<b>22<sup>(i)</sup></b>	<b>604<sup>(i)</sup></b>	<b>1148<sup>(i)</sup></b>	<b>213<sup>(i)</sup></b>	<b>935<sup>(i)</sup></b>	<b>197<sup>(i)</sup></b>	<b>71<sup>(i)</sup></b>	<b>126<sup>(i)</sup></b>	<b>292<sup>(i)</sup></b>	<b>106<sup>(i)</sup></b>	<b>186<sup>(i)</sup></b>	<b>52<sup>(i)</sup></b>	<b>30<sup>(i)</sup></b>	<b>22<sup>(i)</sup></b>	<b>2315</b>	<b>442</b>	<b>1873</b>
Permanent:																<b>0</b>	<b>0</b>	<b>0</b>
Pension	3	0	3	10	4	6	0	0	0	3	2	1	0	0	0	16	6	10
TAP	307	4	303	423	56	367	39	8	31	38	16	22	0	0	0	807	84	723
Probation	8	0	8	0	0	0	1	0	1	0	0	0	0	0	0	9	0	9
Month to Month	65	5	60	114	24	90	0	0	0	9	1	8	0	0	0	188	30	158
Daily Paid	17	1	16	17	0	17	1	0	1	0	0	0	0	0	0	35	1	34
Contract	226	12	214	584	129	455	156	63	93	242	87	155	52	30	22	1260	321	939

**Note :**

(i) - Teachers teaching more than one level of education are included in the level based on the highest number of teaching periods or number of classes taught.



### 2.3.10 TEACHERS' AGE GROUP AND YEARS OF SERVICE BY EDUCATION LEVEL

Categories	Education Level																	
	Pre-Primary			Primary			Secondary						Sixth Form			Total		
							Year 7 & 8			Year 9, 10 & 11								
	MF	M	F	MF	M	F	MF	M	F	MF	M	F	MF	M	F	MF	M	F
<b>Age Group Total</b>	<b>626<sup>(i)</sup></b>	<b>22<sup>(i)</sup></b>	<b>604<sup>(i)</sup></b>	<b>1148<sup>(i)</sup></b>	<b>213<sup>(i)</sup></b>	<b>935<sup>(i)</sup></b>	<b>197<sup>(i)</sup></b>	<b>71<sup>(i)</sup></b>	<b>126<sup>(i)</sup></b>	<b>292<sup>(i)</sup></b>	<b>106<sup>(i)</sup></b>	<b>186<sup>(i)</sup></b>	<b>52<sup>(i)</sup></b>	<b>30<sup>(i)</sup></b>	<b>22<sup>(i)</sup></b>	<b>2315</b>	<b>442</b>	<b>1873</b>
24 and below	70	3	67	32	6	26	5	2	3	4	0	4	0	0	0	111	11	100
25 - 29	146	5	141	229	38	191	41	11	30	41	10	31	3	1	2	460	65	395
30 - 34	111	4	107	197	32	165	36	9	27	39	14	25	7	4	3	390	63	327
35 - 39	75	2	73	135	24	111	25	11	14	36	14	22	12	7	5	283	58	225
40 - 44	82	5	77	172	42	130	32	13	19	52	12	40	9	7	2	347	79	268
45 - 49	68	3	65	163	36	127	31	16	15	45	20	25	9	5	4	316	80	236
50 - 54	40	0	40	122	20	102	15	5	10	36	17	19	8	4	4	221	46	175
55 - 59	24	0	24	73	9	64	9	3	6	23	12	11	3	2	1	132	26	106
60 & above	10	0	10	25	6	19	3	1	2	16	7	9	1	0	1	55	14	41
<b>Service (Year) Total</b>	<b>626<sup>(i)</sup></b>	<b>22<sup>(i)</sup></b>	<b>604<sup>(i)</sup></b>	<b>1148<sup>(i)</sup></b>	<b>213<sup>(i)</sup></b>	<b>935<sup>(i)</sup></b>	<b>197<sup>(i)</sup></b>	<b>71<sup>(i)</sup></b>	<b>126<sup>(i)</sup></b>	<b>292<sup>(i)</sup></b>	<b>106<sup>(i)</sup></b>	<b>186<sup>(i)</sup></b>	<b>52<sup>(i)</sup></b>	<b>30<sup>(i)</sup></b>	<b>22<sup>(i)</sup></b>	<b>2315</b>	<b>442</b>	<b>1873</b>
Below 1	63	2	61	91	22	69	20	11	9	17	8	9	6	5	1	197	48	149
1 - 2	105	7	98	213	48	165	46	15	31	54	22	32	10	6	4	428	98	330
3 - 5	169	5	164	273	53	220	48	17	31	67	24	43	17	9	8	574	108	466
6 - 10	132	6	126	218	29	189	39	15	24	56	22	34	10	7	3	455	79	376
11 - 15	54	2	52	129	29	100	20	7	13	47	14	33	5	2	3	255	54	201
16 - 20	61	0	61	94	12	82	15	3	12	19	4	15	2	1	1	191	20	171
21 - 25	30	0	30	72	11	61	3	0	3	13	4	9	1	0	1	119	15	104
26 - 30	12	0	12	58	9	49	6	3	3	19	8	11	1	0	1	96	20	76
31 & above	0	0	0	0	0	0	0	0	0	0	0	0	0	0	0	0	0	0

**Note :**

(i) - Teachers teaching more than one level of education are included in the level based on the highest number of teaching periods or number of classes taught.



# SECTION 3.0: EDUCATION STATISTICS BY MINISTRY AND SECTOR

## VOCATIONAL, TECHNICAL & HIGHER EDUCATIONAL LEVELS

# 2018







EDUCATION  
**3.1** STATISTICS ON  
MINISTRY OF  
EDUCATION

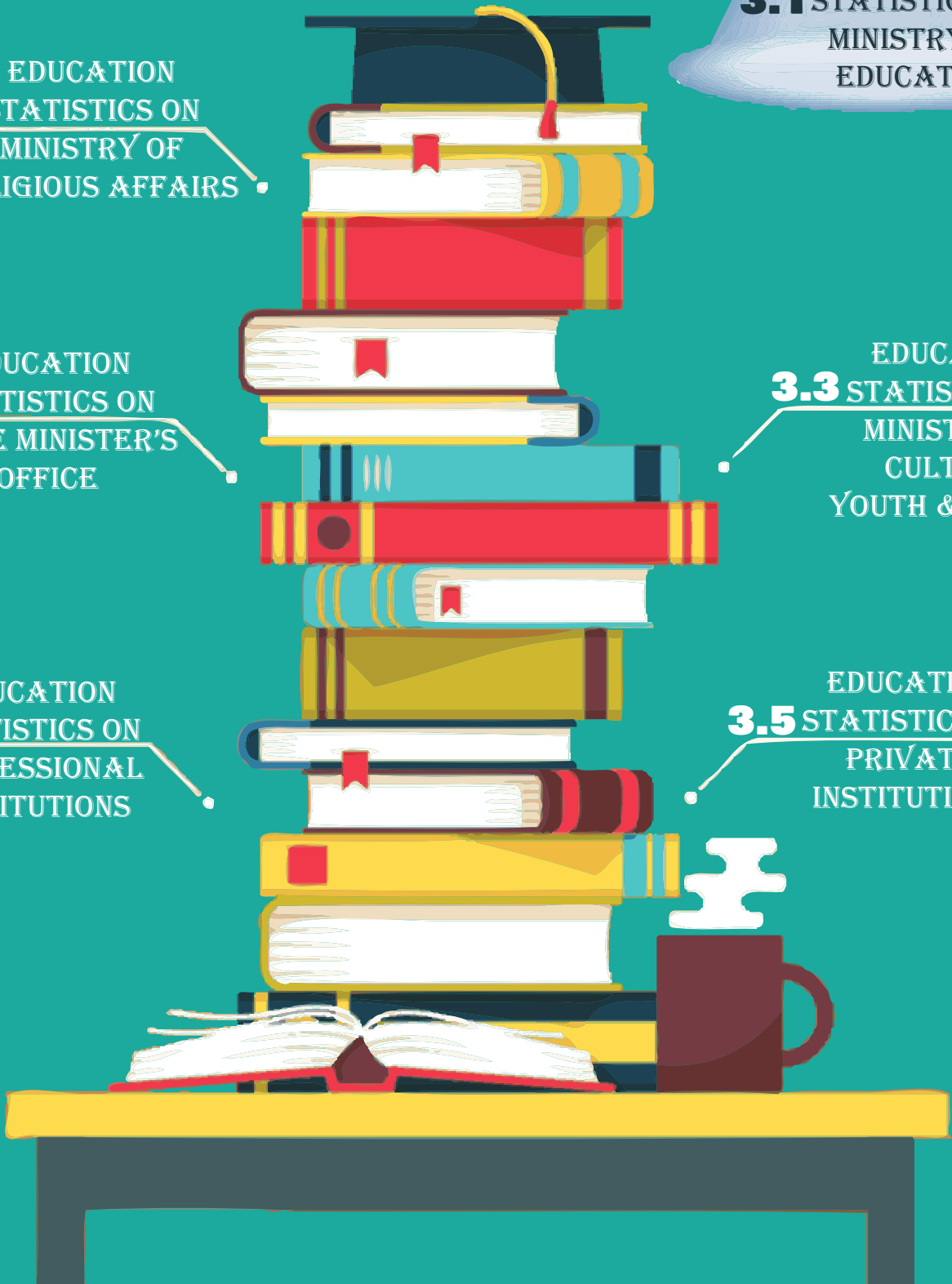
EDUCATION  
**3.2** STATISTICS ON  
MINISTRY OF  
RELIGIOUS AFFAIRS

EDUCATION  
**3.4** STATISTICS ON  
PRIME MINISTER'S  
OFFICE

EDUCATION  
**3.3** STATISTICS ON  
MINISTRY OF  
CULTURE,  
YOUTH & SPORTS

EDUCATION  
**3.6** STATISTICS ON  
PROFESSIONAL  
INSTITUTIONS

EDUCATION  
**3.5** STATISTICS ON  
PRIVATE  
INSTITUTIONS





### 3.1.1 NUMBER OF INSTITUTIONS ACCORDING TO EDUCATION LEVEL BY DISTRICT

District	Technical Vocational	Higher Education	Total
<b>Total</b>	<b>7</b>	<b>4</b>	<b>11</b>
Brunei Muara	5	4	9
Tutong	0	0	0
Belait	2	0	2
Temburong	0	0	0

### 3.1.2 ENROLMENT ACCORDING TO EDUCATION LEVEL AND GENDER BY DISTRICT

District	Technical Vocational			Higher Education			Total		
	MF	M	F	MF	M	F	MF	M	F
<b>Total</b>	<b>3877</b>	<b>2134</b>	<b>1743</b>	<b>9103</b>	<b>3616</b>	<b>5487</b>	<b>12980</b>	<b>5750</b>	<b>7230</b>
Brunei Muara	3091	1680	1411	9103	3616	5487	12194	5296	6898
Tutong	0	0	0	0	0	0	0	0	0
Belait	786	454	332	0	0	0	786	454	332
Temburong	0	0	0	0	0	0	0	0	0

### 3.1.3 NUMBER OF INSTRUCTORS/LECTURERS ACCORDING TO EDUCATION LEVEL AND GENDER BY DISTRICT

District	Technical Vocational			Higher Education			Total		
	MF	M	F	MF	M	F	MF	M	F
<b>Total</b>	<b>453</b>	<b>214</b>	<b>239</b>	<b>674</b>	<b>361</b>	<b>313</b>	<b>1127</b>	<b>575</b>	<b>552</b>
Brunei Muara	347	155	192	674	361	313	1021	516	505
Tutong	0	0	0	0	0	0	0	0	0
Belait	106	59	47	0	0	0	106	59	47
Temburong	0	0	0	0	0	0	0	0	0

### 3.1.4 ENROLMENT AND NUMBER OF INSTRUCTORS/LECTURERS ACCORDING TO GENDER BY EDUCATION LEVEL

Education Level	Students			Instructors/Lecturers		
	MF	M	F	MF	M	F
<b>Total</b>	<b>12980</b>	<b>5750</b>	<b>7230</b>	<b>1127</b>	<b>575</b>	<b>552</b>
<b>Technical Vocational Total</b>	<b>3877</b>	<b>2134</b>	<b>1743</b>	<b>453</b>	<b>214</b>	<b>239</b>
Year 1	2319	1251	1068	453	214	239
Year 2	1529	857	672			
Year 3	29	26	3			
<b>Higher Education Total</b>	<b>9103</b>	<b>3616</b>	<b>5487</b>	<b>674</b>	<b>361</b>	<b>313</b>
Year 1	2503	981	1522	674	361	313
Year 2	3436	1366	2070			
Year 3	2213	883	1330			
Year 4	850	352	498			
Year 5	92	28	64			
Year 6	9	6	3			

### 3.1.5 ENROLMENT ACCORDING TO EDUCATION LEVEL AND GENDER BY DISTRICT FOR TECHNICAL VOCATIONAL

District	Year 1			Year 2			Year 3			Total		
	MF	M	F	MF	M	F	MF	M	F	MF	M	F
<b>Technical Vocational Total</b>	<b>2319</b>	<b>1251</b>	<b>1068</b>	<b>1529</b>	<b>857</b>	<b>672</b>	<b>29</b>	<b>26</b>	<b>3</b>	<b>3877</b>	<b>2134</b>	<b>1743</b>
Brunei Muara	1888	1014	874	1197	661	536	6	5	1	3091	1680	1411
Tutong	0	0	0	0	0	0	0	0	0	0	0	0
Belait	431	237	194	332	196	136	23	21	2	786	454	332
Temburong	0	0	0	0	0	0	0	0	0	0	0	0

### 3.1.6 ENROLMENT ACCORDING TO EDUCATION LEVEL AND GENDER BY DISTRICT FOR HIGHER EDUCATION

District	Year 1			Year 2			Year 3			Year 4			Year 5			Year 6			Total		
	MF	M	F	MF	M	F	MF	M	F	MF	M	F	MF	M	F	MF	M	F	MF	M	F
<b>Higher Education Total</b>	<b>2503</b>	<b>981</b>	<b>1522</b>	<b>3436</b>	<b>1366</b>	<b>2070</b>	<b>2213</b>	<b>883</b>	<b>1330</b>	<b>850</b>	<b>352</b>	<b>498</b>	<b>92</b>	<b>28</b>	<b>64</b>	<b>9</b>	<b>6</b>	<b>3</b>	<b>9103</b>	<b>3616</b>	<b>5487</b>
Brunei Muara	2503	981	1522	3436	1366	2070	2213	883	1330	850	352	498	92	28	64	9	6	3	9103	3616	5487
Tutong	0	0	0	0	0	0	0	0	0	0	0	0	0	0	0	0	0	0	0	0	0
Belait	0	0	0	0	0	0	0	0	0	0	0	0	0	0	0	0	0	0	0	0	0
Temburong	0	0	0	0	0	0	0	0	0	0	0	0	0	0	0	0	0	0	0	0	0

### 3.1.7 NUMBER OF NEW STUDENTS AND REPEATERS ACCORDING TO GENDER BY EDUCATION LEVEL AND INSTITUTION FOR TECHNICAL VOCATIONAL

Education Level	New Students			Repeaters			Total		
	MF	M	F	MF	M	F	MF	M	F
<b>Technical Vocational Total</b>	<b>3834</b>	<b>2099</b>	<b>1735</b>	<b>43</b>	<b>35</b>	<b>8</b>	<b>3877</b>	<b>2134</b>	<b>1743</b>
Year 1	2288	1226	1062	31	25	6	2319	1251	1068
Year 2	1523	852	671	6	5	1	1529	857	672
Year 3	23	21	2	6	5	1	29	26	3
<b>IBTE SULTAN SAIFUL RIJAL CAMPUS</b>	<b>935</b>	<b>456</b>	<b>479</b>	<b>10</b>	<b>9</b>	<b>1</b>	<b>945</b>	<b>465</b>	<b>480</b>
Year 1	532	255	277	2	2	0	534	257	277
Year 2	403	201	202	2	2	0	405	203	202
Year 3	0	0	0	6	5	1	6	5	1
<b>IBTE MECHANICAL CAMPUS</b>	<b>555</b>	<b>467</b>	<b>88</b>	<b>23</b>	<b>19</b>	<b>4</b>	<b>578</b>	<b>486</b>	<b>92</b>
Year 1	408	336	72	23	19	4	431	355	76
Year 2	147	131	16	0	0	0	147	131	16
<b>IBTE BUSINESS CAMPUS</b>	<b>558</b>	<b>194</b>	<b>364</b>	<b>2</b>	<b>1</b>	<b>1</b>	<b>560</b>	<b>195</b>	<b>365</b>
Year 1	368	131	237	1	1	0	369	132	237
Year 2	190	63	127	1	0	1	191	63	128
<b>IBTE NAKHODA RAGAM CAMPUS</b>	<b>563</b>	<b>355</b>	<b>208</b>	<b>2</b>	<b>2</b>	<b>0</b>	<b>565</b>	<b>357</b>	<b>208</b>
Year 1	274	160	114	1	1	0	275	161	114
Year 2	289	195	94	1	1	0	290	196	94
<b>IBTE AGRO-TECHNOLOGY CAMPUS</b>	<b>438</b>	<b>174</b>	<b>264</b>	<b>5</b>	<b>3</b>	<b>2</b>	<b>443</b>	<b>177</b>	<b>266</b>
Year 1	275	107	168	4	2	2	279	109	170
Year 2	163	67	96	1	1	0	164	68	96



### 3.1.7 NUMBER OF NEW STUDENTS AND REPEATERS ACCORDING TO GENDER BY EDUCATION LEVEL AND INSTITUTION FOR TECHNICAL VOCATIONAL

Education Level	New Students			Repeaters			Total		
	MF	M	F	MF	M	F	MF	M	F
<b>IBTE JEFRI BOLKIAH CAMPUS</b>	<b>337</b>	<b>235</b>	<b>102</b>	<b>1</b>	<b>1</b>	<b>0</b>	<b>338</b>	<b>236</b>	<b>102</b>
Year 1	183	129	54	0	0	0	183	129	54
Year 2	131	85	46	1	1	0	132	86	46
Year 3	23	21	2	0	0	0	23	21	2
<b>IBTE SULTAN BOLKIAH CAMPUS</b>	<b>448</b>	<b>218</b>	<b>230</b>	<b>0</b>	<b>0</b>	<b>0</b>	<b>448</b>	<b>218</b>	<b>230</b>
Year 1	248	108	140	0	0	0	248	108	140
Year 2	200	110	90	0	0	0	200	110	90

### 3.1.8 NUMBER OF NEW STUDENTS AND REPEATERS ACCORDING TO GENDER BY EDUCATION LEVEL AND INSTITUTION FOR HIGHER EDUCATION

Education Level	New Students			Repeaters			Total		
	MF	M	F	MF	M	F	MF	M	F
<b>Higher Education Total</b>	<b>8999</b>	<b>3549</b>	<b>5450</b>	<b>104</b>	<b>68</b>	<b>36</b>	<b>9103</b>	<b>3617</b>	<b>5486</b>
Year 1	2487	969	1518	16	12	4	2503	981	1522
Year 2	3422	1355	2067	14	11	3	3436	1366	2070
Year 3	2139	838	1301	74	45	29	2213	883	1330
Year 4	850	353	497	0	0	0	850	353	497
Year 5	92	28	64	0	0	0	92	28	64
Year 6	9	6	3	0	0	0	9	6	3
<b>UBD</b>	<b>4368</b>	<b>1504</b>	<b>2864</b>	<b>0</b>	<b>0</b>	<b>0</b>	<b>4368</b>	<b>1504</b>	<b>2864</b>
Year 1	954	302	652	0	0	0	954	302	652
Year 2	1959	711	1248	0	0	0	1959	711	1248
Year 3	993	318	675	0	0	0	993	318	675
Year 4	424	163	261	0	0	0	424	163	261
Year 5	33	8	25	0	0	0	33	8	25
Year 6	5	2	3	0	0	0	5	2	3
<b>UNISSA</b>	<b>1269</b>	<b>460</b>	<b>809</b>	<b>0</b>	<b>0</b>	<b>0</b>	<b>1269</b>	<b>460</b>	<b>809</b>
Year 1	381	148	233	0	0	0	381	148	233
Year 2	393	134	259	0	0	0	393	134	259
Year 3	247	92	155	0	0	0	247	92	155
Year 4	191	66	125	0	0	0	191	66	125
Year 5	55	18	37	0	0	0	55	18	37
Year 6	2	2	0	0	0	0	2	2	0
<b>UTB</b>	<b>1380</b>	<b>674</b>	<b>706</b>	<b>9</b>	<b>7</b>	<b>2</b>	<b>1389</b>	<b>681</b>	<b>708</b>
Year 1	477	218	259	3	3	0	480	221	259
Year 2	429	205	224	3	3	0	432	208	224
Year 3	233	123	110	3	1	2	236	124	112
Year 4	235	124	111	0	0	0	235	124	111
Year 5	4	2	2	0	0	0	4	2	2
Year 6	2	2	0	0	0	0	2	2	0
<b>PB</b>	<b>1982</b>	<b>911</b>	<b>1071</b>	<b>95</b>	<b>61</b>	<b>34</b>	<b>2077</b>	<b>972</b>	<b>1105</b>
Year 1	675	301	374	13	9	4	688	310	378
Year 2	641	305	336	11	8	3	652	313	339
Year 3	666	305	361	71	44	27	737	349	388
Year 4	z	z	z	z	z	z	z	z	z
Year 5	z	z	z	z	z	z	z	z	z
Year 6	z	z	z	z	z	z	z	z	z

**Note :**

z - Data is not applicable.

### 3.1.9 ENROLMENT ACCORDING TO AGE BY EDUCATION LEVEL, INSTITUTION, AND GENDER FOR TECHNICAL VOCATIONAL

Education Level	Gender	Age (in years)																									Total		
		≤ 15	15	16	17	18	19	20	21	22	23	24	25	26	27	28	29	30	31	32	33	34	35-39	40-44	45-49	50-54		55-59	≥ 59
<b>Technical Vocational Total</b>	<b>MF</b>	0	0	12	333	970	944	709	384	169	113	63	36	27	18	22	12	13	12	9	7	4	20	0	0	0	0	0	3877
	<b>M</b>	0	0	5	168	494	510	398	221	104	64	40	24	19	13	17	8	9	8	8	5	3	16	0	0	0	0	0	2134
	<b>F</b>	0	0	7	165	476	434	311	163	65	49	23	12	8	5	5	4	4	4	1	2	1	4	0	0	0	0	0	1743
Year 1	<b>MF</b>	0	0	12	293	681	505	353	192	89	58	30	25	13	9	18	7	8	7	3	4	2	10	0	0	0	0	0	2319
	<b>M</b>	0	0	5	142	345	259	200	118	57	29	19	17	9	6	14	6	5	4	3	4	1	8	0	0	0	0	0	1251
	<b>F</b>	0	0	7	151	336	246	153	74	32	29	11	8	4	3	4	1	3	3	0	0	1	2	0	0	0	0	0	1068
Year 2	<b>MF</b>	0	0	0	40	289	439	349	183	76	53	30	10	14	8	4	4	5	5	6	3	1	10	0	0	0	0	0	1529
	<b>M</b>	0	0	0	26	149	251	192	95	43	33	19	6	10	6	3	1	4	4	5	1	1	8	0	0	0	0	0	857
	<b>F</b>	0	0	0	14	140	188	157	88	33	20	11	4	4	2	1	3	1	1	1	2	0	2	0	0	0	0	0	672
Year 3	<b>MF</b>	0	0	0	0	0	0	7	9	4	2	3	1	0	1	0	1	0	0	0	0	1	0	0	0	0	0	0	29
	<b>M</b>	0	0	0	0	0	0	6	8	4	2	2	1	0	1	0	1	0	0	0	0	1	0	0	0	0	0	0	26
	<b>F</b>	0	0	0	0	0	0	1	1	0	0	1	0	0	0	0	0	0	0	0	0	0	0	0	0	0	0	0	3
<b>IBTE SULTAN SAIFUL RIJAL CAMPUS</b>	<b>MF</b>	0	0	0	78	260	242	160	83	47	29	16	7	4	3	4	1	1	4	2	3	0	1	0	0	0	0	0	945
	<b>M</b>	0	0	0	39	119	111	79	45	24	16	9	6	2	2	3	1	1	3	2	2	0	1	0	0	0	0	0	465
	<b>F</b>	0	0	0	39	141	131	81	38	23	13	7	1	2	1	1	0	0	1	0	1	0	0	0	0	0	0	0	480
Year 1	<b>MF</b>	0	0	0	72	171	129	69	38	25	12	5	2	0	1	3	1	1	3	0	2	0	0	0	0	0	0	0	534
	<b>M</b>	0	0	0	34	81	55	32	22	16	4	3	2	0	0	2	1	1	2	0	2	0	0	0	0	0	0	0	257
	<b>F</b>	0	0	0	38	90	74	37	16	9	8	2	0	0	1	1	0	0	1	0	0	0	0	0	0	0	0	0	277
Year 2	<b>MF</b>	0	0	0	6	89	113	89	42	21	17	11	5	4	2	1	0	0	1	2	1	0	1	0	0	0	0	0	405
	<b>M</b>	0	0	0	5	38	56	45	21	7	12	6	4	2	2	1	0	0	1	2	0	0	1	0	0	0	0	0	203
	<b>F</b>	0	0	0	1	51	57	44	21	14	5	5	1	2	0	0	0	0	0	0	1	0	0	0	0	0	0	0	202
Year 3	<b>MF</b>	0	0	0	0	0	0	2	3	1	0	0	0	0	0	0	0	0	0	0	0	0	0	0	0	0	0	0	6
	<b>M</b>	0	0	0	0	0	0	2	2	1	0	0	0	0	0	0	0	0	0	0	0	0	0	0	0	0	0	0	5
	<b>F</b>	0	0	0	0	0	0	0	1	0	0	0	0	0	0	0	0	0	0	0	0	0	0	0	0	0	0	0	1
<b>IBTE MECHANICAL CAMPUS</b>	<b>MF</b>	0	0	1	34	111	151	124	57	27	19	7	8	5	3	5	4	6	3	2	1	2	8	0	0	0	0	0	578
	<b>M</b>	0	0	1	31	85	125	114	50	20	15	7	6	4	3	4	2	5	2	2	1	2	7	0	0	0	0	0	486
	<b>F</b>	0	0	0	3	26	26	10	7	7	4	0	2	1	0	1	2	1	1	0	0	0	1	0	0	0	0	0	92
Year 1	<b>MF</b>	0	0	1	28	86	97	94	46	22	17	6	7	4	2	4	3	5	0	2	1	1	5	0	0	0	0	0	431
	<b>M</b>	0	0	1	25	63	76	87	40	16	13	6	6	3	2	3	2	4	0	2	1	1	4	0	0	0	0	0	355
	<b>F</b>	0	0	0	3	23	21	7	6	6	4	0	1	1	0	1	1	1	0	0	0	0	1	0	0	0	0	0	76
Year 2	<b>MF</b>	0	0	0	6	25	54	30	11	5	2	1	1	1	1	1	1	3	0	0	1	3	0	0	0	0	0	0	147
	<b>M</b>	0	0	0	6	22	49	27	10	4	2	1	0	1	1	1	0	1	2	0	0	1	3	0	0	0	0	0	131
	<b>F</b>	0	0	0	0	3	5	3	1	1	0	0	1	0	0	0	1	0	1	0	0	0	0	0	0	0	0	0	16

### 3.1.9 ENROLMENT ACCORDING TO AGE BY EDUCATION LEVEL, INSTITUTION, AND GENDER FOR TECHNICAL VOCATIONAL

Education Level	Gender	Age (in years)																									Total						
		≤ 15	15	16	17	18	19	20	21	22	23	24	25	26	27	28	29	30	31	32	33	34	35-39	40-44	45-49	50-54		55-59	≥ 59				
IBTE BUSINESS CAMPUS	MF	0	0	4	73	147	144	108	53	19	3	5	1	1	0	0	0	0	0	0	0	1	1	0	0	0	0	0	0	0	0	0	560
	M	0	0	1	20	49	58	34	20	10	1	1	0	0	0	0	0	0	0	0	0	0	0	0	0	0	0	0	0	0	0	195	
	F	0	0	3	53	98	86	74	33	9	2	4	1	1	0	0	0	0	0	0	0	0	1	0	0	0	0	0	0	0	0	365	
Year 1	MF	0	0	4	63	104	87	67	26	11	2	1	1	1	0	0	0	0	0	0	0	1	1	0	0	0	0	0	0	0	0	369	
	M	0	0	1	18	38	35	24	9	5	1	0	0	0	0	0	0	0	0	0	0	0	0	0	0	0	0	0	0	0	0	132	
	F	0	0	3	45	66	52	43	17	6	1	1	1	1	0	0	0	0	0	0	0	0	1	0	0	0	0	0	0	0	0	237	
Year 2	MF	0	0	0	10	43	57	41	27	8	1	4	0	0	0	0	0	0	0	0	0	0	0	0	0	0	0	0	0	0	0	191	
	M	0	0	0	2	11	23	10	11	5	0	1	0	0	0	0	0	0	0	0	0	0	0	0	0	0	0	0	0	0	0	63	
	F	0	0	0	8	32	34	31	16	3	1	3	0	0	0	0	0	0	0	0	0	0	0	0	0	0	0	0	0	0	0	128	
IBTE NAKHODA RAGAM CAMPUS	MF	0	0	5	47	152	144	112	58	26	10	5	0	1	1	3	0	1	0	0	0	0	0	0	0	0	0	0	0	0	0	565	
	M	0	0	3	27	87	94	73	39	19	6	4	0	1	1	2	0	1	0	0	0	0	0	0	0	0	0	0	0	0	0	357	
	F	0	0	2	20	65	50	39	19	7	4	1	0	0	0	1	0	0	0	0	0	0	0	0	0	0	0	0	0	0	0	208	
Year 1	MF	0	0	5	46	122	44	28	20	8	0	0	0	0	0	2	0	0	0	0	0	0	0	0	0	0	0	0	0	0	0	275	
	M	0	0	3	26	65	26	19	16	4	0	0	0	0	0	2	0	0	0	0	0	0	0	0	0	0	0	0	0	0	0	161	
	F	0	0	2	20	57	18	9	4	4	0	0	0	0	0	0	0	0	0	0	0	0	0	0	0	0	0	0	0	0	0	114	
Year 2	MF	0	0	0	1	30	100	84	38	18	10	5	0	1	1	1	0	1	0	0	0	0	0	0	0	0	0	0	0	0	0	290	
	M	0	0	0	1	22	68	54	23	15	6	4	0	1	1	0	0	1	0	0	0	0	0	0	0	0	0	0	0	0	0	196	
	F	0	0	0	0	8	32	30	15	3	4	1	0	0	0	1	0	0	0	0	0	0	0	0	0	0	0	0	0	0	0	94	
AGRO-TECHNOLOGY CAMPUS	MF	0	0	1	15	87	103	92	54	17	17	12	12	8	6	5	2	3	3	2	2	0	2	0	0	0	0	0	0	0	0	443	
	M	0	0	0	11	40	30	38	18	7	6	7	4	5	2	3	0	2	1	1	1	0	1	0	0	0	0	0	0	0	0	177	
	F	0	0	1	4	47	73	54	36	10	11	5	8	3	4	2	2	1	2	1	1	0	1	0	0	0	0	0	0	0	0	266	
Year 1	MF	0	0	1	15	72	60	52	30	8	8	10	8	3	3	5	0	1	3	0	0	0	0	0	0	0	0	0	0	0	0	279	
	M	0	0	0	11	32	17	18	9	6	1	7	2	1	1	3	0	0	1	0	0	0	0	0	0	0	0	0	0	0	0	109	
	F	0	0	1	4	40	43	34	21	2	7	3	6	2	2	2	0	1	2	0	0	0	0	0	0	0	0	0	0	0	0	170	
Year 2	MF	0	0	0	0	15	43	40	24	9	9	2	4	5	3	0	2	2	0	2	2	0	2	0	2	0	0	0	0	0	0	164	
	M	0	0	0	0	8	13	20	9	1	5	0	2	4	1	0	0	2	0	1	1	0	1	0	1	0	0	0	0	0	0	68	
	F	0	0	0	0	7	30	20	15	8	4	2	2	1	2	0	2	0	0	1	1	0	1	0	1	0	0	0	0	0	0	96	

### 3.1.9 ENROLMENT ACCORDING TO AGE BY EDUCATION LEVEL, INSTITUTION, AND GENDER FOR TECHNICAL VOCATIONAL

Education Level	Gender	Age (in years)																								Total			
		≤ 15	15	16	17	18	19	20	21	22	23	24	25	26	27	28	29	30	31	32	33	34	35-39	40-44	45-49		50-54	55-59	≥ 59
IBTE JEFRI BOLKIAH CAMPUS	MF	0	0	0	38	93	52	44	33	17	16	12	7	6	4	4	5	0	1	1	1	1	3	0	0	0	0	0	338
	M	0	0	0	21	55	39	29	25	13	13	8	7	6	4	4	5	0	1	1	1	1	3	0	0	0	0	0	236
	F	0	0	0	17	38	13	15	8	4	3	4	0	0	0	0	0	0	0	0	0	0	0	0	0	0	0	0	102
Year 1	MF	0	0	0	36	49	22	14	14	6	9	6	6	5	3	4	3	0	1	1	1	0	3	0	0	0	0	0	183
	M	0	0	0	19	32	18	7	11	5	7	3	6	5	3	4	3	0	1	1	1	0	3	0	0	0	0	0	129
	F	0	0	0	17	17	4	7	3	1	2	3	0	0	0	0	0	0	0	0	0	0	0	0	0	0	0	0	54
Year 2	MF	0	0	0	2	44	30	25	13	8	5	3	0	1	0	0	1	0	0	0	0	0	0	0	0	0	0	0	132
	M	0	0	0	2	23	21	18	8	5	4	3	0	1	0	0	1	0	0	0	0	0	0	0	0	0	0	0	86
	F	0	0	0	0	21	9	7	5	3	1	0	0	0	0	0	0	0	0	0	0	0	0	0	0	0	0	0	46
Year 3	MF	0	0	0	0	0	0	5	6	3	2	3	1	0	1	0	1	0	0	0	0	1	0	0	0	0	0	0	23
	M	0	0	0	0	0	0	4	6	3	2	2	1	0	1	0	1	0	0	0	0	1	0	0	0	0	0	0	21
	F	0	0	0	0	0	0	1	0	0	0	1	0	0	0	0	0	0	0	0	0	0	0	0	0	0	0	0	2
IBTE SULTAN BOLKIAH CAMPUS	MF	0	0	1	48	120	108	69	46	16	19	6	1	2	1	1	0	2	1	2	0	0	5	0	0	0	0	0	448
	M	0	0	0	19	59	53	31	24	11	7	4	1	1	1	1	0	0	1	2	0	0	3	0	0	0	0	0	218
	F	0	0	1	29	61	55	38	22	5	12	2	0	1	0	0	0	2	0	0	0	0	2	0	0	0	0	0	230
Year 1	MF	0	0	1	33	77	66	29	18	9	10	2	1	0	0	0	0	1	0	0	0	0	1	0	0	0	0	0	248
	M	0	0	0	9	34	32	13	11	5	3	0	1	0	0	0	0	0	0	0	0	0	0	0	0	0	0	0	108
	F	0	0	1	24	43	34	16	7	4	7	2	0	0	0	0	0	1	0	0	0	0	1	0	0	0	0	0	140
Year 2	MF	0	0	0	15	43	42	40	28	7	9	4	0	2	1	1	0	1	1	2	0	0	4	0	0	0	0	0	200
	M	0	0	0	10	25	21	18	13	6	4	4	0	1	1	1	0	0	1	2	0	0	3	0	0	0	0	0	110
	F	0	0	0	5	18	21	22	15	1	5	0	0	1	0	0	0	1	0	0	0	0	1	0	0	0	0	0	90

**3.1.10 ENROLMENT ACCORDING TO AGE BY EDUCATION LEVEL, INSTITUTION, AND GENDER FOR HIGHER EDUCATION**

Education Level	Gender	Age (in years)																									Total			
		<15	15	16	17	18	19	20	21	22	23	24	25	26	27	28	29	30	31	32	33	34	35-39	40-44	45-49	50-54		55-59	>59	Unknown
Higher Education	MF	0	0	24	119	413	985	1435	1454	1340	1029	741	473	278	183	95	70	56	53	51	29	27	118	73	43	10	2	2	0	9103
	M	0	0	10	49	165	396	566	560	520	417	307	183	95	81	42	25	32	24	18	13	42	26	24	3	2	1	0	3617	
	F	0	0	14	70	248	589	869	894	820	612	434	290	183	102	53	45	24	29	33	13	14	76	47	19	7	0	1	0	5486
Year 1	MF	0	0	23	104	308	587	508	221	161	161	118	80	39	30	23	25	16	11	14	9	9	23	17	13	2	1	0	0	2503
	M	0	0	10	41	124	224	202	102	67	60	41	20	17	12	8	5	7	7	7	6	4	6	4	6	0	1	0	0	981
	F	0	0	13	63	184	363	306	119	94	101	77	60	22	18	15	20	9	4	7	3	5	17	13	7	2	0	0	0	1522
Year 2	MF	0	0	1	15	95	316	775	781	438	211	226	183	109	52	31	22	17	25	14	10	9	53	32	17	1	1	2	0	3436
	M	0	0	0	8	39	142	298	292	182	93	90	67	31	27	12	10	12	9	5	2	5	19	11	9	1	1	1	0	1366
	F	0	0	1	7	56	174	477	489	256	118	136	116	78	25	19	12	5	16	9	8	4	34	21	8	0	0	1	0	2070
Year 3	MF	0	0	0	0	10	82	151	426	581	386	210	123	71	52	16	11	10	11	15	6	5	24	17	2	4	0	0	0	2213
	M	0	0	0	0	2	30	65	159	216	161	106	54	21	17	9	5	4	6	3	5	2	10	7	1	0	0	0	0	883
	F	0	0	0	0	8	52	86	267	365	225	104	69	50	35	7	6	6	5	12	1	3	14	10	1	4	0	0	0	1330
Year 4	MF	0	0	0	0	0	0	1	26	160	251	163	69	54	42	25	9	10	3	7	3	3	13	6	4	1	0	0	0	850
	M	0	0	0	0	0	0	1	7	55	97	61	36	25	24	13	5	7	1	3	2	2	6	4	3	1	0	0	0	353
	F	0	0	0	0	0	0	0	19	105	154	102	33	29	18	12	4	3	2	4	1	1	7	2	1	0	0	0	0	497
Year 5	MF	0	0	0	0	0	0	0	0	0	20	24	17	4	7	0	3	3	1	1	1	1	4	1	4	1	0	0	0	92
	M	0	0	0	0	0	0	0	0	0	6	9	5	1	1	0	0	2	1	0	1	0	0	0	0	2	0	0	0	28
	F	0	0	0	0	0	0	0	0	14	15	12	3	6	0	3	1	0	1	0	1	0	1	4	1	2	1	0	0	0
Year 6	MF	0	0	0	0	0	0	0	0	0	0	0	1	1	0	0	0	0	0	0	0	0	1	0	3	1	0	0	0	9
	M	0	0	0	0	0	0	0	0	0	0	0	1	0	0	0	0	0	0	0	0	0	1	0	3	1	0	0	0	6
	F	0	0	0	0	0	0	0	0	0	0	0	0	0	0	0	0	0	2	0	0	0	0	0	0	0	0	0	0	0
UBD	MF	0	0	0	12	173	416	645	703	699	475	339	217	154	106	58	40	38	37	30	17	18	96	60	25	7	1	2	0	4368
	M	0	0	0	4	58	147	221	241	253	166	111	67	45	39	23	11	21	14	9	6	8	28	19	10	1	1	1	0	1504
	F	0	0	0	8	115	269	424	462	446	309	228	150	109	67	35	29	17	23	21	11	10	68	41	15	6	0	1	0	2864
Year 1	MF	0	0	0	12	159	258	170	41	28	56	51	43	20	16	14	11	11	7	7	7	5	17	11	8	2	0	0	0	954
	M	0	0	0	4	54	85	56	17	11	12	12	7	9	5	4	1	5	4	4	4	2	2	2	2	0	0	0	0	302
	F	0	0	0	8	105	173	114	24	17	44	39	36	11	11	10	10	6	3	3	3	3	15	9	6	2	0	0	0	652
Year 2	MF	0	0	0	0	14	158	463	499	263	87	115	85	60	29	19	15	11	21	12	8	9	50	27	10	1	1	2	0	1959
	M	0	0	0	0	4	62	159	183	112	38	38	24	13	10	6	6	8	7	4	1	5	17	7	4	1	1	1	0	711
	F	0	0	0	0	10	96	304	316	151	49	77	61	47	19	13	9	3	14	8	7	4	33	20	6	0	0	1	0	1248
Year 3	MF	0	0	0	0	0	0	12	161	357	208	77	40	32	26	11	5	6	6	8	2	3	18	16	2	3	0	0	0	993
	M	0	0	0	0	0	0	6	41	113	75	31	13	6	6	6	1	2	3	0	1	1	6	6	1	0	0	0	0	318
	F	0	0	0	0	0	0	6	120	244	133	46	27	26	20	5	4	4	3	8	1	2	12	10	1	3	0	0	0	675
Year 4	MF	0	0	0	0	0	0	2	51	123	83	45	41	32	14	7	7	1	2	0	0	8	6	2	0	0	0	0	0	424
	M	0	0	0	0	0	0	0	17	41	26	22	17	17	7	3	4	0	1	0	0	3	4	1	0	0	0	0	0	163
	F	0	0	0	0	0	0	2	34	82	57	23	24	15	7	4	3	1	1	0	0	5	2	1	0	0	0	0	0	261
Year 5	MF	0	0	0	0	0	0	0	0	1	13	4	0	3	0	2	3	0	1	0	1	3	0	1	1	0	0	0	0	33
	M	0	0	0	0	0	0	0	0	0	4	1	0	1	0	0	2	0	0	0	0	0	0	0	0	0	0	0	0	8
	F	0	0	0	0	0	0	0	0	1	9	3	0	2	0	2	1	0	1	0	1	0	3	0	1	1	0	0	0	25
Year 6	MF	0	0	0	0	0	0	0	0	0	0	0	0	1	0	0	0	0	2	0	0	0	0	0	2	0	0	0	0	5
	M	0	0	0	0	0	0	0	0	0	0	0	0	0	0	0	0	0	0	0	0	0	0	0	2	0	0	0	0	2
	F	0	0	0	0	0	0	0	0	0	0	0	0	1	0	0	0	0	2	0	0	0	0	0	0	0	0	0	0	0

### 3.1.10 ENROLMENT ACCORDING TO AGE BY EDUCATION LEVEL, INSTITUTION, AND GENDER FOR HIGHER EDUCATION

Education Level	Gender	Age (in years)																								Total				
		<15	15	16	17	18	19	20	21	22	23	24	25	26	27	28	29	30	31	32	33	34	35-39	40-44	45-49		50-54	55-59	>59	Unknown
UNISSA	MF	0	0	0	0	28	147	264	285	192	116	75	55	25	13	15	12	4	7	3	5	0	8	5	9	1	0	0	0	1269
	M	0	0	0	0	11	51	96	95	62	43	33	17	9	3	9	5	1	4	1	4	0	4	4	7	1	0	0	460	
	F	0	0	0	0	17	96	168	190	130	73	42	38	16	10	6	7	3	3	2	1	0	4	1	2	0	0	0	809	
Year 1	MF	0	0	0	0	26	121	128	33	8	16	17	9	3	2	2	7	1	2	1	0	0	2	1	2	0	0	0	381	
	M	0	0	0	0	11	40	49	20	4	6	4	2	3	1	1	2	0	2	0	0	0	1	0	2	0	0	0	148	
	F	0	0	0	0	15	81	79	13	4	10	13	7	0	1	1	5	1	0	1	0	0	1	1	0	0	0	0	233	
Year 2	MF	0	0	0	0	2	25	109	134	45	5	19	21	9	2	4	3	2	2	0	2	0	1	3	5	0	0	0	393	
	M	0	0	0	0	0	11	36	37	12	2	13	6	2	1	2	1	1	0	1	0	1	3	4	0	0	0	134		
	F	0	0	0	0	2	14	73	97	33	3	6	15	7	1	2	2	1	1	0	1	0	0	0	1	0	0	0	259	
Year 3	MF	0	0	0	0	0	1	26	100	68	17	5	6	6	4	3	2	1	2	2	1	0	2	1	0	0	0	0	247	
	M	0	0	0	0	0	0	10	33	26	8	3	2	1	1	3	2	0	0	1	1	0	0	1	0	0	0	0	92	
	F	0	0	0	0	0	1	16	67	42	9	2	4	5	3	0	0	1	2	1	0	0	2	0	0	0	0	0	155	
Year 4	MF	0	0	0	0	0	0	1	18	71	59	23	5	3	1	6	0	0	0	0	1	0	1	0	1	0	0	0	191	
	M	0	0	0	0	0	0	1	5	20	21	8	2	2	0	3	0	0	0	0	1	0	1	0	1	1	0	0	66	
	F	0	0	0	0	0	0	0	13	51	38	15	3	1	1	3	0	0	0	0	0	0	0	0	0	0	0	0	125	
Year 5	MF	0	0	0	0	0	0	0	0	0	19	11	13	4	4	0	0	0	1	0	1	0	1	0	1	0	0	0	55	
	M	0	0	0	0	0	0	0	0	0	6	5	4	1	0	0	0	0	1	0	1	0	0	0	0	0	0	0	18	
	F	0	0	0	0	0	0	0	0	0	13	6	9	3	4	0	0	0	0	0	0	0	1	0	1	0	0	0	37	
Year 6	MF	0	0	0	0	0	0	0	0	0	0	0	1	0	0	0	0	0	0	0	0	0	1	0	0	0	0	0	2	
	M	0	0	0	0	0	0	0	0	0	0	0	1	0	0	0	0	0	0	0	0	0	1	0	0	0	0	0	2	
	F	0	0	0	0	0	0	0	0	0	0	0	0	0	0	0	0	0	0	0	0	0	0	0	0	0	0	0	0	
UTB	MF	0	0	0	0	32	150	204	109	161	207	191	126	63	42	18	13	11	4	14	6	8	11	7	9	2	1	0	1389	
	M	0	0	0	0	16	81	93	44	71	108	93	64	24	29	9	6	7	2	5	5	4	8	3	7	1	1	0	681	
	F	0	0	0	0	16	69	111	65	90	99	98	62	39	13	9	7	4	2	9	1	4	3	4	2	1	0	0	708	
Year 1	MF	0	0	0	0	27	98	105	46	46	46	29	17	16	12	6	7	3	1	5	2	3	3	4	3	0	1	0	480	
	M	0	0	0	0	14	50	48	16	20	21	16	8	5	6	2	2	1	0	2	2	1	2	2	2	0	1	0	221	
	F	0	0	0	0	13	48	57	30	26	25	13	9	11	6	4	5	2	1	3	0	2	1	2	1	0	0	0	259	
Year 2	MF	0	0	0	0	5	52	84	28	38	52	59	50	30	17	6	3	3	0	1	0	0	0	2	2	0	0	0	432	
	M	0	0	0	0	2	31	40	14	14	25	22	24	12	13	4	2	2	0	1	0	0	0	1	1	0	0	0	208	
	F	0	0	0	0	3	21	44	14	24	27	37	26	18	4	2	1	1	0	0	0	0	0	1	1	0	0	0	224	
Year 3	MF	0	0	0	0	0	0	15	29	39	40	46	40	7	4	1	0	2	1	3	2	2	4	0	0	1	0	0	236	
	M	0	0	0	0	0	0	5	12	19	27	28	20	1	3	0	0	1	1	0	2	1	4	0	0	0	0	0	124	
	F	0	0	0	0	0	0	10	17	20	13	18	20	6	1	1	0	1	0	3	0	1	0	0	0	1	0	0	112	
Year 4	MF	0	0	0	0	0	0	6	38	69	57	19	10	9	5	2	3	2	5	2	3	4	0	1	0	0	0	0	235	
	M	0	0	0	0	0	0	2	18	35	27	12	6	7	3	2	3	1	2	1	2	2	0	1	0	0	0	0	124	
	F	0	0	0	0	0	0	4	20	34	30	7	4	2	2	2	0	0	1	3	1	1	2	0	0	0	0	0	111	
Year 5	MF	0	0	0	0	0	0	0	0	0	0	0	0	0	0	0	1	0	0	0	0	0	0	1	2	0	0	0	4	
	M	0	0	0	0	0	0	0	0	0	0	0	0	0	0	0	0	0	0	0	0	0	0	0	2	0	0	0	2	
	F	0	0	0	0	0	0	0	0	0	0	0	0	0	0	0	1	0	0	0	0	0	0	1	0	0	0	0	2	
Year 6	MF	0	0	0	0	0	0	0	0	0	0	0	0	0	0	0	0	0	0	0	0	0	0	1	1	0	0	0	2	
	M	0	0	0	0	0	0	0	0	0	0	0	0	0	0	0	0	0	0	0	0	0	0	0	1	1	0	0	2	
	F	0	0	0	0	0	0	0	0	0	0	0	0	0	0	0	0	0	0	0	0	0	0	0	0	0	0	0	0	

### 3.1.10 ENROLMENT ACCORDING TO AGE BY EDUCATION LEVEL, INSTITUTION, AND GENDER FOR HIGHER EDUCATION

Education Level	Gender	Age (in years)																									Total				
		<15	15	16	17	18	19	20	21	22	23	24	25	26	27	28	29	30	31	32	33	34	35-39	40-44	45-49	50-54		55-59	>59	Unknown	
PB	MF	0	0	24	107	180	272	322	357	288	231	136	75	36	22	4	5	3	5	4	1	1	3	1	0	0	0	0	0	0	2077
	M	0	0	10	45	80	117	156	180	134	100	70	35	17	10	1	3	3	4	3	1	1	2	0	0	0	0	0	0	972	
	F	0	0	14	62	100	155	166	177	154	131	66	40	19	12	3	2	0	1	1	0	0	1	1	0	0	0	0	0	1105	
Year 1	MF	0	0	23	92	96	110	105	101	79	43	21	11	0	0	1	0	1	1	1	0	1	1	1	0	0	0	0	0	688	
	M	0	0	10	37	45	49	49	49	32	21	9	3	0	0	1	0	1	1	1	0	1	1	0	0	0	0	0	0	310	
	F	0	0	13	55	51	61	56	52	47	22	12	8	0	0	0	0	0	0	0	0	0	0	1	0	0	0	0	0	378	
Year 2	MF	0	0	1	15	74	81	119	120	92	67	33	27	10	4	2	1	1	2	1	0	0	2	0	0	0	0	0	0	652	
	M	0	0	0	8	33	38	63	58	44	28	17	13	4	3	0	1	1	1	0	0	0	1	0	0	0	0	0	0	313	
	F	0	0	1	7	41	43	56	62	48	39	16	14	6	1	2	0	0	1	1	0	0	1	0	0	0	0	0	0	339	
Year 3	MF	0	0	0	0	10	81	98	136	117	121	82	37	26	18	1	4	1	2	2	1	0	0	0	0	0	0	0	0	737	
	M	0	0	0	0	2	30	44	73	58	51	44	19	13	7	0	2	1	2	2	1	0	0	0	0	0	0	0	0	349	
	F	0	0	0	0	8	51	54	63	59	70	38	18	13	11	1	2	0	0	0	0	0	0	0	0	0	0	0	0	388	

**3.1.11 ENROLMENT ACCORDING TO RACE AND CITIZENSHIP BY EDUCATION LEVEL, INSITUATION, AND GENDER FOR TECHNICAL VOCATIONAL**

Education Level	Gender	Race															
		Malay			Other Indigenous			Chinese			Others			Total			
		C	PR	NC	C	PR	NC	C	PR	NC	C	PR	NC	C	PR	NC	TOTAL
<b>Technical Vocational Total</b>	<b>MF</b>	3391	25	1	249	16	0	107	24	2	57	4	1	3804	69	4	3877
	<b>M</b>	1850	19	0	145	9	0	60	22	1	26	2	0	2081	52	1	2134
	<b>F</b>	1541	6	1	104	7	0	47	2	1	31	2	1	1723	17	3	1743
Year 1	<b>MF</b>	2051	18	0	132	13	0	47	16	0	39	3	0	2269	50	0	2319
	<b>M</b>	1092	15	0	80	8	0	25	15	0	14	2	0	1211	40	0	1251
	<b>F</b>	959	3	0	52	5	0	22	1	0	25	1	0	1058	10	0	1068
Year 2	<b>MF</b>	1318	7	1	114	3	0	58	7	2	17	1	1	1507	18	4	1529
	<b>M</b>	739	4	0	62	1	0	33	6	1	11	0	0	845	11	1	857
	<b>F</b>	579	3	1	52	2	0	25	1	1	6	1	1	662	7	3	672
Year 3	<b>MF</b>	22	0	0	3	0	0	2	1	0	1	0	0	28	1	0	29
	<b>M</b>	19	0	0	3	0	0	2	1	0	1	0	0	25	1	0	26
	<b>F</b>	3	0	0	0	0	0	0	0	0	0	0	0	3	0	0	3
<b>IBTE SULTAN SAIFUL RIJAL CAMPUS</b>	<b>MF</b>	837	4	1	67	2	0	27	2	2	2	1	0	933	9	3	945
	<b>M</b>	415	2	0	30	2	0	11	2	1	1	1	0	457	7	1	465
	<b>F</b>	422	2	1	37	0	0	16	0	1	1	0	0	476	2	2	480
Year 1	<b>MF</b>	474	2	0	36	2	0	16	2	0	1	1	0	527	7	0	534
	<b>M</b>	222	1	0	20	2	0	8	2	0	1	1	0	251	6	0	257
	<b>F</b>	252	1	0	16	0	0	8	0	0	0	0	0	276	1	0	277
Year 2	<b>MF</b>	357	2	1	31	0	0	11	0	2	1	0	0	400	2	3	405
	<b>M</b>	188	1	0	10	0	0	3	0	1	0	0	0	201	1	1	203
	<b>F</b>	169	1	1	21	0	0	8	0	1	1	0	0	199	1	2	202
Year 3	<b>MF</b>	6	0	0	0	0	0	0	0	0	0	0	0	6	0	0	6
	<b>M</b>	5	0	0	0	0	0	0	0	0	0	0	0	5	0	0	5
	<b>F</b>	1	0	0	0	0	0	0	0	0	0	0	0	1	0	0	1
<b>IBTE MECHANICAL CAMPUS</b>	<b>MF</b>	532	9	0	19	4	0	10	2	0	2	0	0	563	15	0	578
	<b>M</b>	446	7	0	18	3	0	8	2	0	2	0	0	474	12	0	486
	<b>F</b>	86	2	0	1	1	0	2	0	0	0	0	0	89	3	0	92
Year 1	<b>MF</b>	399	9	0	12	2	0	5	2	0	2	0	0	418	13	0	431
	<b>M</b>	327	7	0	11	2	0	4	2	0	2	0	0	344	11	0	355
	<b>F</b>	72	2	0	1	0	0	1	0	0	0	0	0	74	2	0	76
Year 2	<b>MF</b>	133	0	0	7	2	0	5	0	0	0	0	0	145	2	0	147
	<b>M</b>	119	0	0	7	1	0	4	0	0	0	0	0	130	1	0	131
	<b>F</b>	14	0	0	0	1	0	1	0	0	0	0	0	15	1	0	16
<b>IBTE BUSINESS CAMPUS</b>	<b>MF</b>	522	1	0	16	4	0	13	1	0	2	1	0	553	7	0	560
	<b>M</b>	179	1	0	8	1	0	6	0	0	0	0	0	193	2	0	195
	<b>F</b>	343	0	0	8	3	0	7	1	0	2	1	0	360	5	0	365
Year 1	<b>MF</b>	347	1	0	11	3	0	4	1	0	2	0	0	364	5	0	369
	<b>M</b>	125	1	0	4	1	0	1	0	0	0	0	0	130	2	0	132
	<b>F</b>	222	0	0	7	2	0	3	1	0	2	0	0	234	3	0	237
Year 2	<b>MF</b>	175	0	0	5	1	0	9	0	0	0	1	0	189	2	0	191
	<b>M</b>	54	0	0	4	0	0	5	0	0	0	0	0	63	0	0	63
	<b>F</b>	121	0	0	1	1	0	4	0	0	0	1	0	126	2	0	128



**3.1.11 ENROLMENT ACCORDING TO RACE AND CITIZENSHIP BY EDUCATION LEVEL, INSTITUTION, AND GENDER FOR TECHNICAL VOCATIONAL**

Education Level	Gender	Race															
		Malay			Other Indigenous			Chinese			Others			Total			
		C	PR	NC	C	PR	NC	C	PR	NC	C	PR	NC	C	PR	NC	TOTAL
IBTE NAKHODA RAGAM CAMPUS	MF	495	4	0	52	0	0	12	1	0	0	0	1	559	5	1	565
	M	313	4	0	31	0	0	8	1	0	0	0	0	352	5	0	357
	F	182	0	0	21	0	0	4	0	0	0	0	1	207	0	1	208
Year 1	MF	241	4	0	23	0	0	6	1	0	0	0	0	270	5	0	275
	M	138	4	0	14	0	0	4	1	0	0	0	0	156	5	0	161
	F	103	0	0	9	0	0	2	0	0	0	0	0	114	0	0	114
Year 2	MF	254	0	0	29	0	0	6	0	0	0	0	1	289	0	1	290
	M	175	0	0	17	0	0	4	0	0	0	0	0	196	0	0	196
	F	79	0	0	12	0	0	2	0	0	0	0	1	93	0	1	94
IBTE AGRO-TECHNOLOGY CAMPUS	MF	356	1	0	51	1	0	5	0	0	29	0	0	441	2	0	443
	M	139	0	0	29	0	0	0	0	0	9	0	0	177	0	0	177
	F	217	1	0	22	1	0	5	0	0	20	0	0	264	2	0	266
Year 1	MF	222	0	0	30	1	0	5	0	0	21	0	0	278	1	0	279
	M	86	0	0	19	0	0	0	0	0	4	0	0	109	0	0	109
	F	136	0	0	11	1	0	5	0	0	17	0	0	169	1	0	170
Year 2	MF	134	1	0	21	0	0	0	0	0	8	0	0	163	1	0	164
	M	53	0	0	10	0	0	0	0	0	5	0	0	68	0	0	68
	F	81	1	0	11	0	0	0	0	0	3	0	0	95	1	0	96
IBTE JEFRI BOLKIAH CAMPUS	MF	227	6	0	44	0	0	24	13	0	22	2	0	317	21	0	338
	M	157	5	0	29	0	0	18	12	0	14	1	0	218	18	0	236
	F	70	1	0	15	0	0	6	1	0	8	1	0	99	3	0	102
Year 1	MF	132	2	0	20	0	0	8	6	0	13	2	0	173	10	0	183
	M	95	2	0	12	0	0	6	6	0	7	1	0	120	9	0	129
	F	37	0	0	8	0	0	2	0	0	6	1	0	53	1	0	54
Year 2	MF	79	4	0	21	0	0	14	6	0	8	0	0	122	10	0	132
	M	48	3	0	14	0	0	10	5	0	6	0	0	78	8	0	86
	F	31	1	0	7	0	0	4	1	0	2	0	0	44	2	0	46
Year 3	MF	16	0	0	3	0	0	2	1	0	1	0	0	22	1	0	23
	M	14	0	0	3	0	0	2	1	0	1	0	0	20	1	0	21
	F	2	0	0	0	0	0	0	0	0	0	0	0	2	0	0	2
IBTE SULTAN BOLKIAH CAMPUS	MF	422	0	0	0	5	0	16	5	0	0	0	0	438	10	0	448
	M	201	0	0	0	3	0	9	5	0	0	0	0	210	8	0	218
	F	221	0	0	0	2	0	7	0	0	0	0	0	228	2	0	230
Year 1	MF	236	0	0	0	5	0	3	4	0	0	0	0	239	9	0	248
	M	99	0	0	0	3	0	2	4	0	0	0	0	101	7	0	108
	F	137	0	0	0	2	0	1	0	0	0	0	0	138	2	0	140
Year 2	MF	186	0	0	0	0	0	13	1	0	0	0	0	199	1	0	200
	M	102	0	0	0	0	0	7	1	0	0	0	0	109	1	0	110
	F	84	0	0	0	0	0	6	0	0	0	0	0	90	0	0	90

**3.1.12 ENROLMENT ACCORDING TO RACE AND CITIZENSHIP BY EDUCATION LEVEL,  
INSTITUTION, AND GENDER FOR HIGHER EDUCATION**

Education Level	Gender	Race															
		Malay			Other Indigenous			Chinese			Others			Total			
		C	PR	NC	C	PR	NC	C	PR	NC	C	PR	NC	C	PR	NC	TOTAL
<b>Higher Education Total</b>	<b>MF</b>	7796	29	62	292	2	2	413	113	47	106	12	229	8607	156	340	9103
	<b>M</b>	3034	15	28	107	1	1	195	34	23	55	5	118	3391	55	170	3616
	<b>F</b>	4762	14	34	185	1	1	218	79	24	51	7	111	5216	101	170	5487
Year 1	<b>MF</b>	2182	8	19	74	0	0	107	30	5	9	4	65	2372	42	89	2503
	<b>M</b>	833	4	9	28	0	0	61	9	3	4	1	29	926	14	41	981
	<b>F</b>	1349	4	10	46	0	0	46	21	2	5	3	36	1446	28	48	1522
Year 2	<b>MF</b>	2834	14	25	135	1	2	177	50	30	73	5	90	3219	70	147	3436
	<b>M</b>	1097	6	9	49	0	1	81	17	14	40	3	49	1267	26	73	1366
	<b>F</b>	1737	8	16	86	1	1	96	33	16	33	2	41	1952	44	74	2070
Year 3	<b>MF</b>	1953	4	6	61	1	0	98	22	8	21	2	37	2133	29	51	2213
	<b>M</b>	775	2	5	23	1	0	38	7	4	11	0	17	847	10	26	883
	<b>F</b>	1178	2	1	38	0	0	60	15	4	10	2	20	1286	19	25	1330
Year 4	<b>MF</b>	733	3	12	22	0	0	28	11	4	3	1	33	786	15	49	850
	<b>M</b>	301	3	5	7	0	0	12	1	2	0	1	20	320	5	27	352
	<b>F</b>	432	0	7	15	0	0	16	10	2	3	0	13	466	10	22	498
Year 5	<b>MF</b>	88	0	0	0	0	0	2	0	0	0	0	2	90	0	2	92
	<b>M</b>	25	0	0	0	0	0	2	0	0	0	0	1	27	0	1	28
	<b>F</b>	63	0	0	0	0	0	0	0	0	0	0	1	63	0	1	64
Year 6	<b>MF</b>	6	0	0	0	0	0	1	0	0	0	0	2	7	0	2	9
	<b>M</b>	3	0	0	0	0	0	1	0	0	0	0	2	4	0	2	6
	<b>F</b>	3	0	0	0	0	0	0	0	0	0	0	0	3	0	0	3
<b>UBD</b>	<b>MF</b>	3507	19	13	225	2	2	276	99	35	41	11	52	4081	131	156	4368
	<b>M</b>	1182	8	3	81	1	1	108	28	15	15	4	19	1394	41	68	1503
	<b>F</b>	2325	11	10	144	1	1	168	71	20	26	7	33	2687	90	88	2865
Year 1	<b>MF</b>	771	4	0	50	0	0	64	22	3	9	4	27	894	30	30	954
	<b>M</b>	226	1	0	20	0	0	31	5	2	4	1	12	281	7	14	302
	<b>F</b>	545	3	0	30	0	0	33	17	1	5	3	15	613	23	16	652
Year 2	<b>MF</b>	1538	10	11	116	1	2	139	48	20	22	4	48	1815	63	81	1959
	<b>M</b>	548	4	3	44	0	1	56	16	7	7	2	23	655	22	34	711
	<b>F</b>	990	6	8	72	1	1	83	32	13	15	2	25	1160	41	47	1248
Year 3	<b>MF</b>	835	3	0	42	1	0	56	18	8	7	2	21	940	24	29	993
	<b>M</b>	265	1	0	14	1	0	15	6	4	4	0	8	298	8	12	318
	<b>F</b>	570	2	0	28	0	0	41	12	4	3	2	13	642	16	17	675
Year 4	<b>MF</b>	359	2	2	17	0	0	17	11	4	3	1	8	396	14	14	424
	<b>M</b>	142	2	0	3	0	0	6	1	2	0	1	5	151	4	7	162
	<b>F</b>	217	0	2	14	0	0	11	10	2	3	0	3	245	10	7	262
Year 5	<b>MF</b>	30	0	0	0	0	0	2	0	0	0	0	1	32	0	1	33
	<b>M</b>	6	0	0	0	0	0	2	0	0	0	0	0	8	0	0	8
	<b>F</b>	24	0	0	0	0	0	0	0	0	0	0	1	24	0	1	25
Year 6	<b>MF</b>	4	0	0	0	0	0	0	0	0	0	0	1	4	0	1	5
	<b>M</b>	1	0	0	0	0	0	0	0	0	0	0	1	1	0	1	2
	<b>F</b>	3	0	0	0	0	0	0	0	0	0	0	0	3	0	0	3

**3.1.12 ENROLMENT ACCORDING TO RACE AND CITIZENSHIP BY EDUCATION LEVEL,  
INSTITUTION, AND GENDER FOR HIGHER EDUCATION**

Education Level	Gender	Race															
		Malay			Other Indigenous			Chinese			Others			Total			
		C	PR	NC	C	PR	NC	C	PR	NC	C	PR	NC	C	PR	NC	TOTAL
<b>UNISSA</b>	<b>MF</b>	1144	0	40	0	0	0	0	0	0	0	0	85	1144	0	125	1269
	<b>M</b>	394	0	22	0	0	0	0	0	0	0	44	394	0	66	460	
	<b>F</b>	750	0	18	0	0	0	0	0	0	0	41	750	0	59	809	
Year 1	<b>MF</b>	340	0	17	0	0	0	0	0	0	0	24	340	0	41	381	
	<b>M</b>	131	0	8	0	0	0	0	0	0	0	9	131	0	17	148	
	<b>F</b>	209	0	9	0	0	0	0	0	0	0	15	209	0	24	233	
Year 2	<b>MF</b>	349	0	10	0	0	0	0	0	0	0	34	349	0	44	393	
	<b>M</b>	108	0	5	0	0	0	0	0	0	0	21	108	0	26	134	
	<b>F</b>	241	0	5	0	0	0	0	0	0	0	13	241	0	18	259	
Year 3	<b>MF</b>	230	0	5	0	0	0	0	0	0	0	12	230	0	17	247	
	<b>M</b>	81	0	4	0	0	0	0	0	0	0	7	81	0	11	92	
	<b>F</b>	149	0	1	0	0	0	0	0	0	0	5	149	0	6	155	
Year 4	<b>MF</b>	170	0	8	0	0	0	0	0	0	0	13	170	0	21	191	
	<b>M</b>	56	0	5	0	0	0	0	0	0	0	5	56	0	10	66	
	<b>F</b>	114	0	3	0	0	0	0	0	0	0	8	114	0	11	125	
Year 5	<b>MF</b>	54	0	0	0	0	0	0	0	0	0	1	54	0	1	55	
	<b>M</b>	17	0	0	0	0	0	0	0	0	0	1	17	0	1	18	
	<b>F</b>	37	0	0	0	0	0	0	0	0	0	0	37	0	0	37	
Year 6	<b>MF</b>	1	0	0	0	0	0	0	0	0	0	1	1	0	1	2	
	<b>M</b>	1	0	0	0	0	0	0	0	0	0	1	1	0	1	2	
	<b>F</b>	0	0	0	0	0	0	0	0	0	0	0	0	0	0	0	
<b>UTB</b>	<b>MF</b>	1255	3	7	26	0	0	55	4	7	0	28	1340	7	42	1389	
	<b>M</b>	604	3	2	11	0	0	32	0	5	0	22	649	3	29	681	
	<b>F</b>	651	0	5	15	0	0	23	4	2	0	6	691	4	13	708	
Year 1	<b>MF</b>	442	2	2	4	0	0	16	4	2	0	8	462	6	12	480	
	<b>M</b>	200	2	1	0	0	0	11	0	1	0	6	211	2	8	221	
	<b>F</b>	242	0	1	4	0	0	5	4	1	0	2	251	4	4	259	
Year 2	<b>MF</b>	400	0	3	8	0	0	11	0	5	0	5	419	0	13	432	
	<b>M</b>	189	0	1	3	0	0	7	0	4	0	4	199	0	9	208	
	<b>F</b>	211	0	2	5	0	0	4	0	1	0	1	220	0	4	224	
Year 3	<b>MF</b>	208	0	0	9	0	0	16	0	0	0	3	233	0	3	236	
	<b>M</b>	111	0	0	4	0	0	7	0	0	0	2	122	0	2	124	
	<b>F</b>	97	0	0	5	0	0	9	0	0	0	1	111	0	1	112	
Year 4	<b>MF</b>	204	1	2	5	0	0	11	0	0	0	12	220	1	14	235	
	<b>M</b>	103	1	0	4	0	0	6	0	0	0	10	113	1	10	124	
	<b>F</b>	101	0	2	1	0	0	5	0	0	0	2	107	0	4	111	
Year 5	<b>MF</b>	4	0	0	0	0	0	0	0	0	0	0	4	0	0	4	
	<b>M</b>	2	0	0	0	0	0	0	0	0	0	0	2	0	0	2	
	<b>F</b>	2	0	0	0	0	0	0	0	0	0	0	2	0	0	2	
Year 6	<b>MF</b>	1	0	0	0	0	0	1	0	0	0	0	2	0	0	2	
	<b>M</b>	1	0	0	0	0	0	1	0	0	0	0	2	0	0	2	
	<b>F</b>	0	0	0	0	0	0	0	0	0	0	0	0	0	0	0	
<b>PB</b>	<b>MF</b>	1856	7	2	41	0	0	80	10	5	65	1	10	2042	18	17	2077
	<b>M</b>	846	4	1	15	0	0	53	6	3	40	1	3	954	11	7	972
	<b>F</b>	1010	3	1	26	0	0	27	4	2	25	0	7	1088	7	10	1105
Year 1	<b>MF</b>	629	2	0	20	0	0	27	4	0	0	0	6	676	6	6	688
	<b>M</b>	276	1	0	8	0	0	19	4	0	0	0	2	303	5	2	310
	<b>F</b>	353	1	0	12	0	0	8	0	0	0	0	4	373	1	4	378
Year 2	<b>MF</b>	547	4	1	11	0	0	27	2	5	51	1	3	636	7	9	652
	<b>M</b>	252	2	0	2	0	0	18	1	3	33	1	1	305	4	4	313
	<b>F</b>	295	2	1	9	0	0	9	1	2	18	0	2	331	3	5	339
Year 3	<b>MF</b>	680	1	1	10	0	0	26	4	0	14	0	1	730	5	2	737
	<b>M</b>	318	1	1	5	0	0	16	1	0	7	0	0	346	2	1	349
	<b>F</b>	362	0	0	5	0	0	10	3	0	7	0	1	384	3	1	388

### 3.1.13 INTAKE, ENROLMENT, AND GRADUATES ACCORDING TO GENDER BY INSTITUTION AND AWARD LEVEL FOR TECHNICAL VOCATIONAL

Award Level	Intake			Enrolment			Graduates		
	MF	M	F	MF	M	F	MF	M	F
<b>Technical Vocational Total</b>	<b>2288</b>	<b>1226</b>	<b>1062</b>	<b>3877</b>	<b>2134</b>	<b>1743</b>	<b>1477</b>	<b>740</b>	<b>737</b>
<b>IBTE SULTAN SAIFUL RIJAL CAMPUS</b>	<b>532</b>	<b>255</b>	<b>277</b>	<b>945</b>	<b>465</b>	<b>480</b>	<b>387</b>	<b>183</b>	<b>204</b>
Level 5 Diploma	0	0	0	0	0	0	0	0	0
BDTVEC Diploma	0	0	0	0	0	0	0	0	0
IBTE HNTec	309	154	155	637	330	307	255	131	124
IBTE NTec	223	101	122	308	135	173	132	52	80
Skill Certificate 3	0	0	0	0	0	0	0	0	0
Skill Certificate 2	0	0	0	0	0	0	0	0	0
Industrial Skills Qualification (ISQ)	0	0	0	0	0	0	0	0	0
Competency of Proficiency Apprenticeship (COP)	0	0	0	0	0	0	0	0	0
Bridging Programme	0	0	0	0	0	0	0	0	0
Professional	0	0	0	0	0	0	0	0	0
<b>IBTE MECHANICAL CAMPUS</b>	<b>408</b>	<b>336</b>	<b>72</b>	<b>578</b>	<b>486</b>	<b>92</b>	<b>97</b>	<b>85</b>	<b>12</b>
Level 5 Diploma	0	0	0	0	0	0	0	0	0
BDTVEC Diploma	0	0	0	0	0	0	0	0	0
IBTE HNTec	83	68	15	143	122	21	36	34	2
IBTE NTec	98	72	26	185	149	36	45	36	9
Skill Certificate 3	0	0	0	0	0	0	0	0	0
Skill Certificate 2	0	0	0	0	0	0	0	0	0
Industrial Skills Qualification (ISQ)	227	196	31	250	215	35	16	15	1
Competency of Proficiency Apprenticeship (COP)	0	0	0	0	0	0	0	0	0
Bridging Programme	0	0	0	0	0	0	0	0	0
Professional	0	0	0	0	0	0	0	0	0
<b>IBTE BUSINESS CAMPUS</b>	<b>368</b>	<b>131</b>	<b>237</b>	<b>560</b>	<b>195</b>	<b>365</b>	<b>363</b>	<b>123</b>	<b>240</b>
Level 5 Diploma	0	0	0	0	0	0	0	0	0
BDTVEC Diploma	0	0	0	0	0	0	0	0	0
IBTE HNTec	243	84	159	434	147	287	205	64	141
IBTE NTec	125	47	78	126	48	78	158	59	99
Industrial Skills Qualification (ISQ)	0	0	0	0	0	0	0	0	0
Skill Certificate 3	0	0	0	0	0	0	0	0	0
Skill Certificate 2	0	0	0	0	0	0	0	0	0
Competency of Proficiency Apprenticeship (COP)	0	0	0	0	0	0	0	0	0
Bridging Programme	0	0	0	0	0	0	0	0	0
Professional	0	0	0	0	0	0	0	0	0
<b>IBTE NAKHODA RAGAM CAMPUS</b>	<b>274</b>	<b>160</b>	<b>114</b>	<b>565</b>	<b>357</b>	<b>208</b>	<b>143</b>	<b>81</b>	<b>62</b>
Level 5 Diploma	0	0	0	0	0	0	0	0	0
BDTVEC Diploma	0	0	0	0	0	0	0	0	0
IBTE HNTec	163	82	81	337	185	152	79	45	34
IBTE NTec	111	78	33	228	172	56	64	36	28
Skill Certificate 3	0	0	0	0	0	0	0	0	0
Skill Certificate 2	0	0	0	0	0	0	0	0	0
Industrial Skills Qualification (ISQ)	0	0	0	0	0	0	0	0	0
Competency of Proficiency Apprenticeship (COP)	0	0	0	0	0	0	0	0	0
Bridging Programme	0	0	0	0	0	0	0	0	0
Professional	0	0	0	0	0	0	0	0	0

### 3.1.13 INTAKE, ENROLMENT, AND GRADUATES ACCORDING TO GENDER BY INSTITUTION AND AWARD LEVEL FOR TECHNICAL VOCATIONAL

Award Level	Intake			Enrolment			Graduates		
	MF	M	F	MF	M	F	MF	M	F
<b>IBTE AGRO-TECHNOLOGY CAMPUS</b>	<b>275</b>	<b>107</b>	<b>168</b>	<b>443</b>	<b>177</b>	<b>266</b>	<b>121</b>	<b>51</b>	<b>70</b>
Level 5 Diploma	0	0	0	0	0	0	0	0	0
BDTVEC Diploma	0	0	0	0	0	0	0	0	0
IBTE HNTec	116	48	68	228	105	123	51	18	33
IBTE NTec	159	59	100	215	72	143	70	33	37
Skill Certificate 3	0	0	0	0	0	0	0	0	0
Skill Certificate 2	0	0	0	0	0	0	0	0	0
Industrial Skills Qualification (ISQ)	0	0	0	0	0	0	0	0	0
Competency of Proficiency Apprenticeship (COP)	0	0	0	0	0	0	0	0	0
Bridging Programme	0	0	0	0	0	0	0	0	0
Professional	0	0	0	0	0	0	0	0	0
<b>IBTE JEFRI BOLKIAH CAMPUS</b>	<b>183</b>	<b>129</b>	<b>54</b>	<b>338</b>	<b>236</b>	<b>102</b>	<b>118</b>	<b>84</b>	<b>34</b>
Level 5 Diploma	41	34	7	69	58	11	0	0	0
BDTVEC Diploma	0	0	0	0	0	0	0	0	0
IBTE HNTec	111	64	47	238	147	91	118	84	34
IBTE NTec	0	0	0	0	0	0	0	0	0
Skill Certificate 3	0	0	0	0	0	0	0	0	0
Skill Certificate 2	0	0	0	0	0	0	0	0	0
Industrial Skills Qualification (ISQ)	0	0	0	0	0	0	0	0	0
Competency of Proficiency Apprenticeship (COP)	31	31	0	31	31	0	0	0	0
Bridging Programme	0	0	0	0	0	0	0	0	0
Professional	0	0	0	0	0	0	0	0	0
<b>IBTE SULTAN BOLKIAH CAMPUS</b>	<b>248</b>	<b>108</b>	<b>140</b>	<b>448</b>	<b>218</b>	<b>230</b>	<b>248</b>	<b>133</b>	<b>115</b>
Level 5 Diploma	0	0	0	0	0	0	0	0	0
BDTVEC Diploma	0	0	0	0	0	0	0	0	0
IBTE HNTec	96	43	53	209	95	114	101	52	49
IBTE NTec	152	65	87	239	123	116	147	81	66
Skill Certificate 3	0	0	0	0	0	0	0	0	0
Skill Certificate 2	0	0	0	0	0	0	0	0	0
Industrial Skills Qualification (ISQ)	0	0	0	0	0	0	0	0	0
Competency of Proficiency Apprenticeship (COP)	0	0	0	0	0	0	0	0	0
Bridging Programme	0	0	0	0	0	0	0	0	0
Professional	0	0	0	0	0	0	0	0	0

### 3.1.14 ENROLMENT ACCORDING TO EDUCATION LEVEL AND GENDER BY INSTITUTIONS AND AWARD LEVEL FOR TECHNICAL VOCATIONAL

Award Level	Year 1			Year 2			Year 3			Total		
	MF	M	F	MF	M	F	MF	M	F	MF	M	F
<b>Technical Vocational Total</b>	<b>2319</b>	<b>1251</b>	<b>1068</b>	<b>1529</b>	<b>857</b>	<b>672</b>	<b>29</b>	<b>26</b>	<b>3</b>	<b>3877</b>	<b>2134</b>	<b>1743</b>
<b>IBTE SULTAN SAIFUL RIJAL CAMPUS</b>	<b>534</b>	<b>257</b>	<b>277</b>	<b>405</b>	<b>203</b>	<b>202</b>	<b>6</b>	<b>5</b>	<b>1</b>	<b>945</b>	<b>465</b>	<b>480</b>
Level 5 Diploma	0	0	0	0	0	0	0	0	0	0	0	0
BDTVEC Diploma (ND)	0	0	0	0	0	0	0	0	0	0	0	0
IBTE HNTec	311	156	155	326	174	152	0	0	0	637	330	307
IBTE NTec	223	101	122	79	29	50	6	5	1	308	135	173
ISQ	0	0	0	0	0	0	0	0	0	0	0	0
COP	0	0	0	0	0	0	0	0	0	0	0	0
Bridging Programme	0	0	0	0	0	0	0	0	0	0	0	0
Professional	0	0	0	0	0	0	0	0	0	0	0	0
<b>IBTE MECHANICAL CAMPUS</b>	<b>431</b>	<b>355</b>	<b>76</b>	<b>147</b>	<b>131</b>	<b>16</b>	<b>0</b>	<b>0</b>	<b>0</b>	<b>578</b>	<b>486</b>	<b>92</b>
Level 5 Diploma	0	0	0	0	0	0	0	0	0	0	0	0
BDTVEC Diploma (ND)	0	0	0	0	0	0	0	0	0	0	0	0
IBTE HNTec	83	68	15	60	54	6	0	0	0	143	122	21
IBTE NTec	98	72	26	87	77	10	0	0	0	185	149	36
ISQ	250	215	35	0	0	0	0	0	0	250	215	35
COP	0	0	0	0	0	0	0	0	0	0	0	0
Bridging Programme	0	0	0	0	0	0	0	0	0	0	0	0
Professional	0	0	0	0	0	0	0	0	0	0	0	0
<b>IBTE BUSINESS CAMPUS</b>	<b>369</b>	<b>132</b>	<b>237</b>	<b>191</b>	<b>63</b>	<b>128</b>	<b>0</b>	<b>0</b>	<b>0</b>	<b>560</b>	<b>195</b>	<b>365</b>
Level 5 Diploma	0	0	0	0	0	0	0	0	0	0	0	0
BDTVEC Diploma (ND)	0	0	0	0	0	0	0	0	0	0	0	0
IBTE HNTec	243	84	159	191	63	128	0	0	0	434	147	287
IBTE NTec	126	48	78	0	0	0	0	0	0	126	48	78
ISQ	0	0	0	0	0	0	0	0	0	0	0	0
COP	0	0	0	0	0	0	0	0	0	0	0	0
Bridging Programme	0	0	0	0	0	0	0	0	0	0	0	0
Professional	0	0	0	0	0	0	0	0	0	0	0	0
<b>IBTE NAKHODA RAGAM CAMPUS</b>	<b>275</b>	<b>161</b>	<b>114</b>	<b>290</b>	<b>196</b>	<b>94</b>	<b>0</b>	<b>0</b>	<b>0</b>	<b>565</b>	<b>357</b>	<b>208</b>
Level 5 Diploma	0	0	0	0	0	0	0	0	0	0	0	0
BDTVEC Diploma (ND)	0	0	0	0	0	0	0	0	0	0	0	0
IBTE HNTec	163	82	81	174	103	71	0	0	0	337	185	152
IBTE NTec	112	79	33	116	93	23	0	0	0	228	172	56
ISQ	0	0	0	0	0	0	0	0	0	0	0	0
COP	0	0	0	0	0	0	0	0	0	0	0	0
Bridging Programme	0	0	0	0	0	0	0	0	0	0	0	0
Professional	0	0	0	0	0	0	0	0	0	0	0	0

### 3.1.14 ENROLMENT ACCORDING TO EDUCATION LEVEL AND GENDER BY INSTITUTIONS AND AWARD LEVEL FOR TECHNICAL VOCATIONAL

Award Level	Year 1			Year 2			Year 3			Total		
	MF	M	F	MF	M	F	MF	M	F	MF	M	F
<b>IBTE AGRO-TECHNOLOGY CAMPUS</b>	<b>279</b>	<b>109</b>	<b>170</b>	<b>164</b>	<b>68</b>	<b>96</b>	<b>0</b>	<b>0</b>	<b>0</b>	<b>443</b>	<b>177</b>	<b>266</b>
Level 5 Diploma	0	0	0	0	0	0	0	0	0	0	0	0
BDTVEC Diploma (ND)	0	0	0	0	0	0	0	0	0	0	0	0
IBTE HNTec	116	48	68	112	57	55	0	0	0	228	105	123
IBTE NTec	163	61	102	52	11	41	0	0	0	215	72	143
ISQ	0	0	0	0	0	0	0	0	0	0	0	0
COP	0	0	0	0	0	0	0	0	0	0	0	0
Bridging Programme	0	0	0	0	0	0	0	0	0	0	0	0
Professional	0	0	0	0	0	0	0	0	0	0	0	0
<b>IBTE JEFRI BOLKIAH CAMPUS</b>	<b>183</b>	<b>129</b>	<b>54</b>	<b>132</b>	<b>86</b>	<b>46</b>	<b>23</b>	<b>21</b>	<b>2</b>	<b>338</b>	<b>236</b>	<b>102</b>
Level 5 Diploma	41	34	7	5	3	2	23	21	2	69	58	11
BDTVEC Diploma (ND)	0	0	0	0	0	0	0	0	0	0	0	0
IBTE HNTec	111	64	47	127	83	44	0	0	0	238	147	91
IBTE NTec	0	0	0	0	0	0	0	0	0	0	0	0
ISQ	0	0	0	0	0	0	0	0	0	0	0	0
COP	31	31	0	0	0	0	0	0	0	31	31	0
Bridging Programme	0	0	0	0	0	0	0	0	0	0	0	0
Professional	0	0	0	0	0	0	0	0	0	0	0	0
<b>IBTE SULTAN BOLKIAH CAMPUS</b>	<b>248</b>	<b>108</b>	<b>140</b>	<b>200</b>	<b>110</b>	<b>90</b>	<b>0</b>	<b>0</b>	<b>0</b>	<b>448</b>	<b>218</b>	<b>230</b>
Level 5 Diploma	0	0	0	0	0	0	0	0	0	0	0	0
BDTVEC Diploma (ND)	0	0	0	0	0	0	0	0	0	0	0	0
IBTE HNTec	96	43	53	113	52	61	0	0	0	209	95	114
IBTE NTec	152	65	87	87	58	29	0	0	0	239	123	116
ISQ	0	0	0	0	0	0	0	0	0	0	0	0
COP	0	0	0	0	0	0	0	0	0	0	0	0
Bridging Programme	0	0	0	0	0	0	0	0	0	0	0	0
Professional	0	0	0	0	0	0	0	0	0	0	0	0

**Note:**

Skill Certificates have been phased out.

IBTE Jefri Bolkliah first intake (Level 5 Diploma) for Nautical Studies started in January 2015.

IBTE Jefri Bolkliah first intake (Level 5 Diploma) for Marine Engineering started in July 2015.

### 3.1.15 ENROLMENT ACCORDING TO EDUCATION LEVEL AND GENDER BY INSTITUTIONS AND COURSES/PROGRAMMES FOR TECHNICAL VOCATIONAL

#### 3.1.15.1 IBTE SULTAN SAIFUL RIJAL CAMPUS

Courses / Programmes	Year 1			Year 2			Year 3			Total		
	MF	M	F	MF	M	F	MF	M	F	MF	M	F
<b>Total</b>	<b>534</b>	<b>257</b>	<b>277</b>	<b>405</b>	<b>203</b>	<b>202</b>	<b>6</b>	<b>5</b>	<b>1</b>	<b>945</b>	<b>465</b>	<b>480</b>
HNTec Apprenticeship in Telecommunication and IT	14	9	5	0	0	0	0	0	0	14	9	5
HNTec in Information Technology	52	25	27	72	37	35	0	0	0	124	62	62
HNTec in Travel and Tourism Services	59	27	32	39	11	28	0	0	0	98	38	60
HNTec in Aircraft Maintenance Engineering (Airframe/Engine)	15	12	3	26	20	6	0	0	0	41	32	9
HNTec in Aircraft Maintenance Engineering (Avionics)	0	0	0	28	18	10	0	0	0	28	18	10
HNTec in Electronic and Media Technology	40	21	19	39	30	9	0	0	0	79	51	28
HNTec in Electronic Engineering	20	19	1	38	28	10	0	0	0	58	47	11
HNTec in Hospitality Operations	57	20	37	40	10	30	0	0	0	97	30	67
HNTec in Information and Library Studies	22	6	16	24	8	16	0	0	0	46	14	32
HNTec in Telecommunication Systems	32	17	15	20	12	8	0	0	0	52	29	23
NTec Apprenticeship in Professional Cookery and Services	97	39	58	39	13	26	4	3	1	140	55	85
NTec in Culinary Operations	60	25	35	40	16	24	2	2	0	102	43	59
NTec in Information Technology	50	30	20	0	0	0	0	0	0	50	30	20
NTec in Rooms Division Operations	16	7	9	0	0	0	0	0	0	16	7	9

#### 3.1.15.2 IBTE MECHANICAL CAMPUS

Courses / Programmes	Year 1			Year 2			Year 3			Total		
	MF	M	F	MF	M	F	MF	M	F	MF	M	F
<b>Total</b>	<b>431</b>	<b>355</b>	<b>76</b>	<b>147</b>	<b>131</b>	<b>16</b>	<b>0</b>	<b>0</b>	<b>0</b>	<b>578</b>	<b>486</b>	<b>92</b>
HNTec in Automobile Technology	75	60	15	50	45	5	0	0	0	125	105	20
HNTec in Automotive Engineering	8	8	0	10	9	1	0	0	0	18	17	1
NTec in Light Vehicle Mechanic	24	18	6	41	36	5	0	0	0	65	54	11
NTec in Heavy Vehicle Mechanic	24	19	5	22	22	0	0	0	0	46	41	5
NTec Apprenticeship in Automotive Technician	50	35	15	24	19	5	0	0	0	74	54	20
ISQ in Heavy Vehicle Driver	15	15	0	0	0	0	0	0	0	15	15	0
ISQ in Industrial Blaster Painter	29	14	15	0	0	0	0	0	0	29	14	15
ISQ in Marker Fitter	26	13	13	0	0	0	0	0	0	26	13	13
ISQ in Rigger	99	99	0	0	0	0	0	0	0	99	99	0
ISQ in Scaffolder	57	57	0	0	0	0	0	0	0	57	57	0
ISQ in Welder	24	17	7	0	0	0	0	0	0	24	17	7



### 3.1.15 ENROLMENT ACCORDING TO EDUCATION LEVEL AND GENDER BY INSTITUTIONS AND COURSES/PROGRAMMES FOR TECHNICAL VOCATIONAL

#### 3.1.15.3 IBTE BUSINESS CAMPUS

Courses / Programmes	Year 1			Year 2			Year 3			Total		
	MF	M	F	MF	M	F	MF	M	F	MF	M	F
<b>Total</b>	<b>369</b>	<b>132</b>	<b>237</b>	<b>191</b>	<b>63</b>	<b>128</b>	<b>0</b>	<b>0</b>	<b>0</b>	<b>560</b>	<b>195</b>	<b>365</b>
HNTec in Business and Finance	157	52	105	145	50	95	0	0	0	302	102	200
HNTec in Office Administration	86	32	54	46	13	33	0	0	0	132	45	87
NTec in Business and Administration	126	48	78	0	0	0	0	0	0	126	48	78

#### 3.1.15.4 IBTE NAKHODA RAGAM CAMPUS

Courses / Programmes	Year 1			Year 2			Year 3			Total		
	MF	M	F	MF	M	F	MF	M	F	MF	M	F
<b>Total</b>	<b>275</b>	<b>161</b>	<b>114</b>	<b>290</b>	<b>196</b>	<b>94</b>	<b>0</b>	<b>0</b>	<b>0</b>	<b>565</b>	<b>357</b>	<b>208</b>
HNTec in Geomatics	25	13	12	25	16	9	0	0	0	50	29	21
HNTec in Construction Engineering	72	38	34	70	42	28	0	0	0	142	80	62
HNTec in Design & Draughting	36	10	26	60	27	33	0	0	0	96	37	59
HNTec in Electrical Engineering	30	21	9	19	18	1	0	0	0	49	39	10
NTec in Building Crafts	90	58	32	96	75	21	0	0	0	186	133	53
NTec in Electrical Technology	22	21	1	20	18	2	0	0	0	42	39	3

#### 3.1.15.5 IBTE AGRO-TECHNOLOGY CAMPUS

Courses / Programmes	Year 1			Year 2			Year 3			Total		
	MF	M	F	MF	M	F	MF	M	F	MF	M	F
<b>Total</b>	<b>279</b>	<b>109</b>	<b>170</b>	<b>164</b>	<b>68</b>	<b>96</b>	<b>0</b>	<b>0</b>	<b>0</b>	<b>443</b>	<b>177</b>	<b>266</b>
HNTec in Agro-Technology	66	32	34	63	39	24	0	0	0	129	71	58
HNTec in Pharmacy Technician	20	5	15	18	6	12	0	0	0	38	11	27
HNTec in Laboratory Science	30	11	19	31	12	19	0	0	0	61	23	38
NTec in Aquaculture	21	15	6	0	0	0	0	0	0	21	15	6
NTec in Crop and Livestock Productions	40	20	20	0	0	0	0	0	0	40	20	20
NTec in Food Processing	33	11	22	0	0	0	0	0	0	33	11	22
NTec in Assistant Nurse (Dental)	20	6	14	22	2	20	0	0	0	42	8	34
NTec in Assistant Nurse (General Nursing)	35	7	28	30	9	21	0	0	0	65	16	49
NTec in Caregivers (Cancer Care)	14	2	12	0	0	0	0	0	0	14	2	12

### 3.1.15 TECHNICAL VOCATIONAL ENROLMENT ACCORDING TO EDUCATION LEVEL AND GENDER BY INSTITUTIONS AND COURSES/PROGRAMMES

#### 3.1.15.6 IBTE JEFRI BOLKIAH CAMPUS

Courses / Programmes	Year 1			Year 2			Year 3			Total		
	MF	M	F	MF	M	F	MF	M	F	MF	M	F
<b>Total</b>	<b>183</b>	<b>129</b>	<b>54</b>	<b>132</b>	<b>86</b>	<b>46</b>	<b>23</b>	<b>21</b>	<b>2</b>	<b>338</b>	<b>236</b>	<b>102</b>
Level 5 Diploma in Marine Engineering	8	6	2	0	0	0	11	10	1	19	16	3
Level 5 Diploma in Nautical Studies	0	0	0	5	3	2	12	11	1	17	14	3
Level 5 Diploma in Hengyi Refinery Operator	33	28	5	0	0	0	0	0	0	33	28	5
HNTec in Plant Engineering	0	0	0	20	11	9	0	0	0	20	11	9
HNTec in Instrumentation & Control Engineering	24	12	12	18	12	6	0	0	0	42	24	18
HNTec in Building Services Engineering	39	26	13	40	22	18	0	0	0	79	48	31
HNTec in Computer Networking	23	12	11	25	19	6	0	0	0	48	31	17
HNTec in Information Technology	25	14	11	24	19	5	0	0	0	49	33	16
Cop in Deck Ratings	22	22	0	0	0	0	0	0	0	22	22	0
Cop in Engine Ratings	9	9	0	0	0	0	0	0	0	9	9	0

#### 3.1.15.7 IBTE SULTAN BOLKIAH CAMPUS

Courses / Programmes	Year 1			Year 2			Year 3			Total		
	MF	M	F	MF	M	F	MF	M	F	MF	M	F
<b>Total</b>	<b>248</b>	<b>108</b>	<b>140</b>	<b>200</b>	<b>110</b>	<b>90</b>	<b>0</b>	<b>0</b>	<b>0</b>	<b>448</b>	<b>218</b>	<b>230</b>
HNTec in Mechanical Engineering	23	13	10	20	16	4	0	0	0	43	29	14
HNTec in Business and Finance	51	20	31	70	25	45	0	0	0	121	45	76
HNTec in Information Technology	22	10	12	23	11	12	0	0	0	45	21	24
NTec in Business and Administration	52	11	41	0	0	0	0	0	0	52	11	41
NTec in Information Technology	38	14	24	0	0	0	0	0	0	38	14	24
NTec in Industrial Equipment Maintenance	17	10	7	19	10	9	0	0	0	36	20	16
NTec in Machining	18	10	8	11	7	4	0	0	0	29	17	12
NTec in Welding	19	12	7	33	25	8	0	0	0	52	37	15
NTec in Armament	0	0	0	6	6	0	0	0	0	6	6	0
NTec in Refrigeration and Air-Conditioning	8	8	0	18	10	8	0	0	0	26	18	8

### 3.1.16 INTAKE, ENROLMENT, AND GRADUATES ACCORDING TO GENDER BY AWARD LEVEL AND FIELD OF EDUCATION FOR HIGHER EDUCATION

Field of Education	Intake			Enrolment			Graduates		
	MF	M	F	MF	M	F	MF	M	F
<b>Higher Education Total</b>	<b>2503</b>	<b>981</b>	<b>1522</b>	<b>9103</b>	<b>3617</b>	<b>5486</b>	<b>2896</b>	<b>1033</b>	<b>1863</b>
<b>Doctor of Philosophy Total</b>	<b>70</b>	<b>24</b>	<b>46</b>	<b>272</b>	<b>99</b>	<b>173</b>	<b>39</b>	<b>22</b>	<b>17</b>
Teacher Training	3	0	3	36	6	30	5	2	3
Art and Humanities	14	6	8	86	37	49	11	6	5
Social and Behavioural Sciences	6	1	5	15	4	11	1	1	0
Business and Administration	19	10	9	37	20	17	1	1	0
Life Sciences	0	0	0	8	2	6	2	1	1
Physical Sciences	2	0	2	10	2	8	5	3	2
Mathematics and Statistics	1	0	1	4	2	2	1	0	1
Computing	3	2	1	12	7	5	2	1	1
Engineering and Engineering Trades	12	3	9	32	11	21	9	6	3
Architecture and Building Engineering	7	2	5	13	4	9	0	0	0
Health	2	0	2	16	2	14	2	1	1
Law	1	0	1	3	2	1	0	0	0
<b>Master's Degree Total</b>	<b>384</b>	<b>114</b>	<b>270</b>	<b>757</b>	<b>243</b>	<b>514</b>	<b>409</b>	<b>97</b>	<b>312</b>
Teacher Training	127	36	91	147	38	109	177	42	135
Art and Humanities	31	13	18	134	52	82	30	8	22
Social and Behavioural Sciences	5	1	4	12	4	8	11	2	9
Business and Administration	101	22	79	239	77	162	130	32	98
Law	12	4	8	15	5	10	0	0	0
Physical Sciences	8	2	6	21	3	18	17	4	13
Life Sciences	9	2	7	21	3	18	1	0	1
Mathematics and Statistics	0	0	0	4	0	4	1	0	1
Computing	23	9	14	28	14	14	7	2	5
Engineering and Engineering Trades	31	15	16	48	22	26	9	3	6
Architecture and Building Engineering	12	7	5	12	7	5	8	2	6
Manufacturing and Processing Engineering	2	0	2	3	0	3	0	0	0
Health	23	3	20	67	17	50	10	2	8
Social Care	0	0	0	6	1	5	8	0	8
<b>Post Graduate Diploma / Certificate Total</b>	<b>5</b>	<b>1</b>	<b>4</b>	<b>7</b>	<b>2</b>	<b>5</b>	<b>17</b>	<b>6</b>	<b>11</b>
Art and Humanities	0	0	0	0	0	0	9	3	6
Law	5	1	4	7	2	5	8	3	5
<b>Bachelor's Degree Total</b>	<b>1146</b>	<b>449</b>	<b>697</b>	<b>5671</b>	<b>2171</b>	<b>3500</b>	<b>1685</b>	<b>553</b>	<b>1132</b>
Art and Humanities	302	112	190	1966	717	1249	525	166	359
Social and Behavioural Sciences	0	0	0	1	1	0	0	0	0
Architecture and Building Engineering	74	33	41	141	66	75	30	11	19
Business and Administration	262	88	174	1119	387	732	397	112	285
Law	25	6	19	252	49	203	28	3	25
Sciences	153	54	99	1138	440	698	366	105	261
***Computing	36	20	16	196	108	88	71	41	30
Engineering and Engineering Trades	149	91	58	484	294	190	184	92	92
Manufacturing and Processing Engineering	35	14	21	47	15	32	0	0	0
Health	110	31	79	327	94	233	84	23	61
<b>Higher National Diploma Total</b>	<b>34</b>	<b>14</b>	<b>20</b>	<b>120</b>	<b>47</b>	<b>73</b>	<b>20</b>	<b>18</b>	<b>2</b>
Art and Humanities	0	0	0	0	0	0	6	5	1
Engineering and Engineering Trades	0	0	0	0	0	0	0	0	0
Manufacturing and Processing Engineering	0	0	0	0	0	0	14	13	1
Law	34	14	20	120	47	73	0	0	0

### 3.1.16 INTAKE, ENROLMENT, AND GRADUATES ACCORDING TO GENDER BY AWARD LEVEL AND FIELD OF EDUCATION FOR HIGHER EDUCATION

Field of Education	Intake			Enrolment			Graduates		
	MF	M	F	MF	M	F	MF	M	F
<b>Advanced Diploma Total</b>	<b>0</b>	<b>0</b>	<b>0</b>	<b>0</b>	<b>0</b>	<b>0</b>	<b>7</b>	<b>0</b>	<b>7</b>
Science and Engineering	0	0	0	0	0	0	0	0	0
Business	0	0	0	0	0	0	0	0	0
Information and Communication Technology	0	0	0	0	0	0	0	0	0
Health	0	0	0	0	0	0	7	0	7
<b>* Diploma Total</b>	<b>0</b>	<b>0</b>	<b>0</b>	<b>19</b>	<b>12</b>	<b>7</b>	<b>8</b>	<b>3</b>	<b>5</b>
Teacher Training	0	0	0	19	12	7	7	3	4
Art and Humanities	0	0	0	0	0	0	0	0	0
Health	0	0	0	0	0	0	1	0	1
<b>Diploma Level 5 Total</b>	<b>688</b>	<b>310</b>	<b>378</b>	<b>1857</b>	<b>913</b>	<b>944</b>	<b>646</b>	<b>316</b>	<b>330</b>
Engineering and Engineering Trades	152	83	69	533	303	230	186	88	98
Architecture and Building Engineering	73	34	39	245	120	125	91	39	52
Business	211	75	136	520	198	322	170	60	110
Information and Communication Technology	161	98	63	468	272	196	199	129	70
Health	91	20	71	91	20	71	0	0	0
<b>** Diploma Level 4 Total</b>	<b>0</b>	<b>0</b>	<b>0</b>	<b>220</b>	<b>59</b>	<b>161</b>	<b>38</b>	<b>8</b>	<b>30</b>
Health	0	0	0	220	59	161	38	8	30
<b>** Certificate Total</b>	<b>0</b>	<b>0</b>	<b>0</b>	<b>0</b>	<b>0</b>	<b>0</b>	<b>16</b>	<b>3</b>	<b>13</b>
Art and Humanities	0	0	0	0	0	0	4	2	2
Law	0	0	0	0	0	0	12	1	11
<b>Bridging and Foundation Programme</b>	<b>176</b>	<b>69</b>	<b>107</b>	<b>180</b>	<b>71</b>	<b>109</b>	<b>0</b>	<b>0</b>	<b>0</b>
University Bridging Programme	176	69	107	180	71	109	0	0	0
Bridging English Course	0	0	0	0	0	0	0	0	0
Foundation Degree in Process Engineering	0	0	0	0	0	0	0	0	0
Foundation Degree in Mechanical Engineering	0	0	0	0	0	0	0	0	0
<b>Others Total</b>	<b>0</b>	<b>0</b>	<b>0</b>	<b>0</b>	<b>0</b>	<b>0</b>	<b>11</b>	<b>7</b>	<b>4</b>
<b>Arts and Humanities</b>	<b>0</b>	<b>0</b>	<b>0</b>	<b>0</b>	<b>0</b>	<b>0</b>	<b>11</b>	<b>7</b>	<b>4</b>
Special Diploma Hafiz Al-Quran 30 Juzuk	z	z	z	z	z	z	11	7	4

**Note:**

\* - Advanced Diploma, Diploma and Diploma Level 5 are considered equivalent to HND.

\*\* - Diploma Level 4 and Certificate are considered equivalent to HNC.

\*\*\* - UBD Bachelor of Science in Computing included in Bachelor's Degree Total Sciences

### 3.1.17 HIGHER EDUCATION INTAKE, ENROLMENTS, AND GRADUATES ACCORDING TO GENDER BY INSTITUTION, AWARD LEVEL, FIELD OF EDUCATION, AND PROGRAMME

#### 3.1.17.1 UNIVERSITI BRUNEI DARUSSALAM (UBD)

Field of Education	Intake			Enrolment			Graduates		
	MF	M	F	MF	M	F	MF	M	F
<b>UBD TOTAL</b>	<b>954</b>	<b>302</b>	<b>652</b>	<b>4368</b>	<b>1504</b>	<b>2864</b>	<b>1543</b>	<b>441</b>	<b>1102</b>
<b>Doctor of Philosophy Total</b>	<b>19</b>	<b>4</b>	<b>15</b>	<b>162</b>	<b>48</b>	<b>114</b>	<b>37</b>	<b>21</b>	<b>16</b>
<b>Teacher Training</b>	<b>3</b>	<b>0</b>	<b>3</b>	<b>36</b>	<b>6</b>	<b>30</b>	<b>5</b>	<b>2</b>	<b>3</b>
Ph.D. in Education	3	0	3	36	6	30	5	2	3
<b>Arts and Humanities</b>	<b>5</b>	<b>2</b>	<b>3</b>	<b>53</b>	<b>18</b>	<b>35</b>	<b>9</b>	<b>5</b>	<b>4</b>
Ph.D. in Arts	0	0	0	1	1	0	1	1	0
Ph.D. in Brunei Studies	1	0	1	5	3	2	0	0	0
Ph.D. in Asian Studies	0	0	0	1	1	0	0	0	0
Ph.D. in English Literature	0	0	0	1	0	1	0	0	0
Ph.D. in Environmental Studies	2	1	1	2	1	1	2	1	1
Ph.D. in History	0	0	0	8	2	6	0	0	0
Ph.D. in Applied Linguistic	0	0	0	3	0	3	2	0	2
Ph.D. in Islamic Civilization and Contemporary Issues	2	1	1	14	4	10	3	2	1
Ph.D. in Malay Literature	0	0	0	1	1	0	0	0	0
Ph.D. in Malay Language & Linguistics	0	0	0	9	2	7	1	1	0
Ph.D. in Professional Communication And The New Media	0	0	0	3	0	3	0	0	0
Ph.D. in Islamic Governance	0	0	0	5	3	2	0	0	0
<b>Social and Behavioural Sciences</b>	<b>1</b>	<b>0</b>	<b>1</b>	<b>10</b>	<b>3</b>	<b>7</b>	<b>1</b>	<b>1</b>	<b>0</b>
Ph.D. in Economics	0	0	0	6	3	3	1	1	0
Ph.D. in Anthropology	1	0	1	2	0	2	0	0	0
Ph.D. in Geography	0	0	0	0	0	0	0	0	0
Ph.D. in Sociology	0	0	0	2	0	2	0	0	0
<b>Business and Administration</b>	<b>2</b>	<b>1</b>	<b>1</b>	<b>10</b>	<b>5</b>	<b>5</b>	<b>1</b>	<b>1</b>	<b>0</b>
Ph.D. in Business Administration	0	0	0	0	0	0	0	0	0
Ph.D. in Finance	1	0	1	3	1	2	0	0	0
Ph.D. in Public Policy	0	0	0	1	0	1	0	0	0
Ph.D. in Management Studies	1	1	0	6	4	2	1	1	0
<b>Life Sciences</b>	<b>0</b>	<b>0</b>	<b>0</b>	<b>8</b>	<b>2</b>	<b>6</b>	<b>2</b>	<b>1</b>	<b>1</b>
Ph.D. in Biology	0	0	0	3	1	2	1	0	1
Ph.D. in Biological Science	0	0	0	0	0	0	0	0	0
Ph.D. in Biodiversity	0	0	0	1	0	1	0	0	0
Ph.D. in Biotechnology	0	0	0	4	1	3	1	1	0
<b>Physical Sciences</b>	<b>2</b>	<b>0</b>	<b>2</b>	<b>10</b>	<b>2</b>	<b>8</b>	<b>5</b>	<b>3</b>	<b>2</b>
Ph.D. in Chemistry	1	0	1	4	1	3	2	0	2
Ph.D. in Physics	0	0	0	0	0	0	0	0	0
Ph.D. in Applied Physics	0	0	0	3	1	2	1	1	0
Ph.D. in Applied Physics By Research	0	0	0	0	0	0	0	0	0
Ph.D. in Petroleum Geoscience	0	0	0	0	0	0	2	2	0
Ph.D. in Geoscience	1	0	1	3	0	3	0	0	0
<b>Mathematics and Statistics</b>	<b>0</b>	<b>0</b>	<b>0</b>	<b>2</b>	<b>2</b>	<b>0</b>	<b>1</b>	<b>0</b>	<b>1</b>
Ph.D. in Mathematics	0	0	0	2	2	0	1	0	1
<b>Computing</b>	<b>1</b>	<b>0</b>	<b>1</b>	<b>4</b>	<b>3</b>	<b>1</b>	<b>2</b>	<b>1</b>	<b>1</b>
Ph.D. in Computer Science	1	0	1	4	3	1	2	1	1
<b>Engineering and Engineering Trades</b>	<b>3</b>	<b>1</b>	<b>2</b>	<b>13</b>	<b>5</b>	<b>8</b>	<b>9</b>	<b>6</b>	<b>3</b>
Ph.D in Engineering	0	0	0	0	0	0	1	1	0
Ph.D in Systems Engineering	2	0	2	8	3	5	3	3	0
Ph.D in Chemical Engineering	1	1	0	3	1	2	0	0	0
Ph.D. in Energy Studies	0	0	0	2	1	1	5	2	3

### 3.1.17 HIGHER EDUCATION INTAKE, ENROLMENTS, AND GRADUATES ACCORDING TO GENDER BY INSTITUTION, AWARD LEVEL, FIELD OF EDUCATION, AND PROGRAMME

#### 3.1.17.1 UNIVERSITI BRUNEI DARUSSALAM (UBD)

Field of Education	Intake			Enrolment			Graduates		
	MF	M	F	MF	M	F	MF	M	F
<b>Health</b>	<b>2</b>	<b>0</b>	<b>2</b>	<b>16</b>	<b>2</b>	<b>14</b>	<b>2</b>	<b>1</b>	<b>1</b>
Ph.D. in Biomedical Science	0	0	0	5	0	5	1	1	0
Ph.D. in Nursing	2	0	2	5	1	4	0	0	0
Ph.D. in Public Health	0	0	0	4	1	3	1	0	1
Ph.D. in Clinical Sciences	0	0	0	1	0	1	0	0	0
Ph.D. in Midwifery	0	0	0	1	0	1	0	0	0
<b>Master's Degree Total</b>	<b>243</b>	<b>60</b>	<b>183</b>	<b>480</b>	<b>124</b>	<b>356</b>	<b>355</b>	<b>80</b>	<b>275</b>
<b>Teacher Training</b>	<b>127</b>	<b>36</b>	<b>91</b>	<b>147</b>	<b>38</b>	<b>109</b>	<b>177</b>	<b>42</b>	<b>135</b>
Master of Teaching	102	33	69	103	33	70	148	38	110
Master of Education by Coursework	11	2	9	16	3	13	20	2	18
Master of Education by Research	1	1	0	3	2	1	1	0	1
Master of Counselling by Coursework	13	0	13	25	0	25	8	2	6
<b>Arts and Humanities</b>	<b>7</b>	<b>1</b>	<b>6</b>	<b>37</b>	<b>9</b>	<b>28</b>	<b>10</b>	<b>1</b>	<b>9</b>
Master of Arts in Art by Research	1	0	1	3	1	2	0	0	0
Master of Arts in Professional Communication And The Media By Research	1	1	0	3	2	1	1	0	1
Master of Arts in English Language And Linguistics By Research	0	0	0	6	1	5	2	0	2
Master of Arts in Environmental Studies By Research	0	0	0	4	0	4	1	0	1
Master of Arts in History By Coursework	0	0	0	0	0	0	0	0	0
Master of Arts in History By Research	1	0	1	7	3	4	0	0	0
Master of Arts in Malay Language and Linguistics By Coursework	2	0	2	3	1	2	2	0	2
Master of Arts in Malay Language and Linguistics By Research	0	0	0	0	0	0	0	0	0
Master of Arts in Malay Literature By Coursework	0	0	0	3	0	3	0	0	0
Master of Arts in Malay Literature by Research	0	0	0	0	0	0	0	0	0
Master of Arts in Southeast Asian Studies By Coursework	0	0	0	0	0	0	0	0	0
Master of Arts In Islamic Civilization and Contemporary Issues By Research	0	0	0	2	1	1	0	0	0
Master of Arts in (Brunei Studies) By Research	1	0	1	5	0	5	4	1	3
Master of Arts in New Media By Coursework	0	0	0	0	0	0	0	0	0
<b>Social and Behavioural Sciences</b>	<b>5</b>	<b>1</b>	<b>4</b>	<b>11</b>	<b>4</b>	<b>7</b>	<b>11</b>	<b>2</b>	<b>9</b>
Master of Arts in Anthropology by Research	0	0	0	2	1	1	0	0	0
Master of Arts in Sociology By Research	0	0	0	2	2	0	0	0	0
Master of Arts in Geography By Research	0	0	0	2	0	2	3	1	2
Master of Economics by Coursework	5	1	4	5	1	4	8	1	7
<b>Business and Administration</b>	<b>63</b>	<b>15</b>	<b>48</b>	<b>161</b>	<b>45</b>	<b>116</b>	<b>116</b>	<b>26</b>	<b>90</b>
Master of Business Administration by Coursework	3	1	2	12	5	7	4	2	2
Master of Public Policy and Management	5	2	3	5	2	3	4	1	3
Master of Finance by Research	0	0	0	0	0	0	0	0	0
Master of Islamic Finance by Coursework	17	3	14	33	6	27	29	7	22
Master of Islamic Finance by Research	0	0	0	0	0	0	0	0	0
Master of Islamic Governance by Research	0	0	0	6	3	3	0	0	0
Master of Logistics By Coursework	0	0	0	0	0	0	17	5	12
Master of Management By Coursework	38	9	29	87	20	67	62	11	51
Master of Management By Research	0	0	0	0	0	0	0	0	0
Master of Government	0	0	0	18	9	9	0	0	0

### 3.1.17 HIGHER EDUCATION INTAKE, ENROLMENTS, AND GRADUATES ACCORDING TO GENDER BY INSTITUTION, AWARD LEVEL, FIELD OF EDUCATION, AND PROGRAMME

#### 3.1.17.1 UNIVERSITI BRUNEI DARUSSALAM (UBD)

Field of Education	Intake			Enrolment			Graduates		
	MF	M	F	MF	M	F	MF	M	F
<b>Physical Sciences</b>	<b>8</b>	<b>2</b>	<b>6</b>	<b>21</b>	<b>3</b>	<b>18</b>	<b>17</b>	<b>4</b>	<b>13</b>
Master of Science in Chemistry by Research	6	1	5	15	2	13	6	0	6
Master of Science in Physics by Research	0	0	0	0	0	0	0	0	0
Master of Science in Applied Physics by Research	0	0	0	1	0	1	0	0	0
Master of Science in GeoSciences By Research	2	1	1	5	1	4	11	4	7
<b>Life Sciences</b>	<b>9</b>	<b>2</b>	<b>7</b>	<b>21</b>	<b>3</b>	<b>18</b>	<b>1</b>	<b>0</b>	<b>1</b>
Master of Science in Biodiversity By Research	2	0	2	2	0	2	0	0	0
Master of Science in Biology By Research	5	1	4	13	1	12	1	0	1
Master of Science in Biology	0	0	0	0	0	0	0	0	0
Master of Science in Biotechnology By Research	2	1	1	6	2	4	0	0	0
<b>Mathematics and Statistics</b>	<b>0</b>	<b>0</b>	<b>0</b>	<b>4</b>	<b>0</b>	<b>4</b>	<b>1</b>	<b>0</b>	<b>1</b>
Master of Science in Mathematics By Research	0	0	0	4	0	4	1	0	1
<b>Engineering and Engineering Trades</b>	<b>1</b>	<b>0</b>	<b>1</b>	<b>2</b>	<b>1</b>	<b>1</b>	<b>4</b>	<b>3</b>	<b>1</b>
Master of Science in Energy Studies By Research	0	0	0	0	0	0	1	1	0
Master of Engineering in Chemical Engineering by Research	0	0	0	1	1	0	2	1	1
Master of Engineering in System Engineering by Research	1	0	1	1	0	1	1	1	0
<b>Computing</b>	<b>0</b>	<b>0</b>	<b>0</b>	<b>3</b>	<b>3</b>	<b>0</b>	<b>0</b>	<b>0</b>	<b>0</b>
Master of Science in Computer Science By Research	0	0	0	3	3	0	0	0	0
<b>Health</b>	<b>23</b>	<b>3</b>	<b>20</b>	<b>67</b>	<b>17</b>	<b>50</b>	<b>10</b>	<b>2</b>	<b>8</b>
Master of Health Sciences (Biomedical Sciences) By Research	2	0	2	7	1	6	2	0	2
Master of Health Sciences (Public Health) By Research	0	0	0	1	1	0	1	0	1
Master of Health Science in Nursing by Coursework	10	1	9	10	1	9	0	0	0
Master of Health Science in Nursing by Research	7	2	5	11	4	7	0	0	0
Master of Health Science in Midwifery by Research	0	0	0	1	0	1	0	0	0
Master of Medicine by Coursework	0	0	0	27	8	19	0	0	0
Master of Public Health By Coursework	4	0	4	10	2	8	7	2	5
<b>Social Care</b>	<b>0</b>	<b>0</b>	<b>0</b>	<b>6</b>	<b>1</b>	<b>5</b>	<b>8</b>	<b>0</b>	<b>8</b>
Master of Science in Primary Health Care by coursework	0	0	0	6	1	5	8	0	8

### 3.1.17 HIGHER EDUCATION INTAKE, ENROLMENTS, AND GRADUATES ACCORDING TO GENDER BY INSTITUTION, AWARD LEVEL, FIELD OF EDUCATION, AND PROGRAMME

#### 3.1.17.1 UNIVERSITI BRUNEI DARUSSALAM (UBD)

Field of Education	Intake			Enrolment			Graduates		
	MF	M	F	MF	M	F	MF	M	F
<b>Bachelor's Degree Total</b>	<b>516</b>	<b>169</b>	<b>347</b>	<b>3527</b>	<b>1249</b>	<b>2278</b>	<b>1136</b>	<b>337</b>	<b>799</b>
<b>Arts and Humanities</b>	<b>161</b>	<b>44</b>	<b>117</b>	<b>1425</b>	<b>478</b>	<b>947</b>	<b>432</b>	<b>124</b>	<b>308</b>
Bachelor of Arts (Brunei Studies)	8	2	6	124	37	87	27	11	16
Bachelor of Arts	153	42	111	1301	441	860	405	113	292
<b>Social and Behavioural Sciences</b>	<b>0</b>	<b>0</b>	<b>0</b>	<b>1</b>	<b>1</b>	<b>0</b>	<b>0</b>	<b>0</b>	<b>0</b>
Bachelor of Science in Digital Economy	0	0	0	1	1	0	0	0	0
<b>Business and Administration</b>	<b>67</b>	<b>26</b>	<b>41</b>	<b>555</b>	<b>192</b>	<b>363</b>	<b>208</b>	<b>61</b>	<b>147</b>
Bachelor of Business	67	26	41	555	192	363	208	61	147
<b>Sciences</b>	<b>145</b>	<b>51</b>	<b>94</b>	<b>1115</b>	<b>431</b>	<b>684</b>	<b>366</b>	<b>105</b>	<b>261</b>
Bachelor of Science	145	51	94	1115	431	684	366	105	261
<b>Engineering and Engineering Trades</b>	<b>33</b>	<b>17</b>	<b>16</b>	<b>104</b>	<b>53</b>	<b>51</b>	<b>46</b>	<b>24</b>	<b>22</b>
Bachelor of Engineering	33	17	16	104	53	51	46	24	22
<b>Health</b>	<b>110</b>	<b>31</b>	<b>79</b>	<b>327</b>	<b>94</b>	<b>233</b>	<b>84</b>	<b>23</b>	<b>61</b>
Bachelor of Health Science (Medicine)	0	0	0	0	0	0	20	8	12
Bachelor of Health Science	31	6	25	31	6	25	0	0	0
Bachelor of Health Science in Biomedical Science	24	7	17	96	27	69	34	11	23
Bachelor of Health Science in Medicine	27	8	19	80	30	50	0	0	0
Bachelor of Health Science in Nursing	5	0	5	67	13	54	24	4	20
Bachelor of Health Science in Midwifery	0	0	0	1	0	1	6	0	6
Bachelor of Health Science in Pharmacy	11	3	8	30	5	25	0	0	0
Bachelor of Health Science in Dentistry	12	7	5	22	13	9	0	0	0
<b>Diploma Total</b>	<b>0</b>	<b>0</b>	<b>0</b>	<b>19</b>	<b>12</b>	<b>7</b>	<b>15</b>	<b>3</b>	<b>12</b>
<b>Teacher Training</b>	<b>0</b>	<b>0</b>	<b>0</b>	<b>19</b>	<b>12</b>	<b>7</b>	<b>7</b>	<b>3</b>	<b>4</b>
Diploma in Education	0	0	0	19	12	7	7	3	4
Diploma in Counselling	0	0	0	0	0	0	0	0	0
Diploma in Technical Education	0	0	0	0	0	0	0	0	0
Diploma in Inclusive Education	0	0	0	0	0	0	0	0	0
<b>Health</b>	<b>0</b>	<b>0</b>	<b>0</b>	<b>0</b>	<b>0</b>	<b>0</b>	<b>8</b>	<b>0</b>	<b>8</b>
Advanced Diploma in Health Science	0	0	0	0	0	0	7	0	7
Diploma in Health Science	0	0	0	0	0	0	0	0	0
Diploma in Health Science (Midwifery)	0	0	0	0	0	0	1	0	1
Diploma in Health Science (Nursing/Paramedic)	0	0	0	0	0	0	0	0	0
<b>Bridging Programme</b>	<b>176</b>	<b>69</b>	<b>107</b>	<b>180</b>	<b>71</b>	<b>109</b>	<b>0</b>	<b>0</b>	<b>0</b>
University Bridging Programme	176	69	107	180	71	109	0	0	0
Bridging English Course	0	0	0	0	0	0	0	0	0



### 3.1.17 HIGHER EDUCATION INTAKE, ENROLMENTS, AND GRADUATES ACCORDING TO GENDER BY INSTITUTION, AWARD LEVEL, FIELD OF EDUCATION, AND PROGRAMME

#### 3.1.17.2 UNIVERSITI SULTAN SHARIF ALI (UNISSA)

Field of Education	Intake			Enrolment			Graduates		
	MF	M	F	MF	M	F	MF	M	F
<b>UNISSA Total</b>	<b>381</b>	<b>148</b>	<b>233</b>	<b>1269</b>	<b>460</b>	<b>809</b>	<b>208</b>	<b>80</b>	<b>128</b>
<b>Doctor of Philosophy Total</b>	<b>14</b>	<b>7</b>	<b>7</b>	<b>42</b>	<b>24</b>	<b>18</b>	<b>2</b>	<b>1</b>	<b>1</b>
<b>Arts and Humanities</b>	<b>9</b>	<b>4</b>	<b>5</b>	<b>33</b>	<b>19</b>	<b>14</b>	<b>2</b>	<b>1</b>	<b>1</b>
Ph.D. in Shari'ah By Research	2	1	1	9	6	3	1	1	0
Ph.D. in Usuluddin by Research	1	1	0	7	6	1	0	0	0
Ph.D. in Arabic Language By Research	5	2	3	11	5	6	1	0	1
PhD in Islamic History and Civilisation (Research)	1	0	1	3	1	2	0	0	0
Ph.D of Mazhab Shafi'i (Research)	0	0	0	3	1	2	0	0	0
<b>Business and Administration</b>	<b>4</b>	<b>3</b>	<b>1</b>	<b>6</b>	<b>3</b>	<b>3</b>	<b>0</b>	<b>0</b>	<b>0</b>
Ph.D in Halal Science (Halal Management) By Research	1	0	1	2	0	2	0	0	0
Ph.D in Islamic Banking and Finance (Research)	1	1	0	2	1	1	0	0	0
Ph.D in Islamic Economics (Research)	2	2	0	2	2	0	0	0	0
<b>Law</b>	<b>1</b>	<b>0</b>	<b>1</b>	<b>3</b>	<b>2</b>	<b>1</b>	<b>0</b>	<b>0</b>	<b>0</b>
PhD in Law by Research	0	0	0	2	2	0	0	0	0
Ph.D in Halal Science (Halal Laws) By Research	1	0	1	1	0	1	0	0	0
<b>Master's Degree Total</b>	<b>37</b>	<b>16</b>	<b>21</b>	<b>119</b>	<b>52</b>	<b>67</b>	<b>25</b>	<b>12</b>	<b>13</b>
<b>Arts and Humanities</b>	<b>24</b>	<b>12</b>	<b>12</b>	<b>97</b>	<b>43</b>	<b>54</b>	<b>20</b>	<b>7</b>	<b>13</b>
Master in Shari'ah By Coursework and Dissertation	7	6	1	30	13	17	0	0	0
Master of Arabic Language By Coursework and Dissertation	5	2	3	11	5	6	0	0	0
Master of Arabic Language by Research	0	0	0	1	1	0	2 <sup>(i)</sup>	2 <sup>(i)</sup>	0 <sup>(i)</sup>
Master of Halal Science (Halal Management) By Coursework and Dissertation	3	0	3	3	0	3	0	0	0
Master of Halal Science (Halal Management) By Research	0	0	0	1	1	0	0	0	0
Master of Islamic Civilization and History by Coursework and Dissertation	0	0	0	3	2	1	0	0	0
Master of Islamic Civilization and History by Research	6	2	4	25	11	14	1	1	0
Master of Mazhab Shafi'i (Research)	0	0	0	5	1	4	0	0	0
Master of Shari'ah (By Research)	0	0	0	3	2	1	11 <sup>(ii)</sup>	2 <sup>(ii)</sup>	9 <sup>(ii)</sup>
Master of Usuluddin By Coursework and Dissertation	3	2	1	15	7	8	0	0	0
Master of Usuluddin by Research	0	0	0	0	0	0	6 <sup>(iii)</sup>	2 <sup>(iii)</sup>	4 <sup>(iii)</sup>
<b>Social and Behavioural Science</b>	<b>0</b>	<b>0</b>	<b>0</b>	<b>1</b>	<b>0</b>	<b>1</b>	<b>0</b>	<b>0</b>	<b>0</b>
Master in Islamic Economics (Research)	0	0	0	1	0	1	0	0	0
<b>Business and Administration</b>	<b>1</b>	<b>0</b>	<b>1</b>	<b>6</b>	<b>4</b>	<b>2</b>	<b>5</b>	<b>5</b>	<b>0</b>
Master of Islamic Banking and Finance (Research)	1	0	1	6	4	2	5	5	0
<b>Laws</b>	<b>12</b>	<b>4</b>	<b>8</b>	<b>15</b>	<b>5</b>	<b>10</b>	<b>0</b>	<b>0</b>	<b>0</b>
Master of Halal Science (Halal Laws) By Research	1	0	1	1	0	1	0	0	0
Master of Halal Science (Halal Laws) By Coursework and Dissertation	6	2	4	6	2	4	0	0	0
Master of Laws (By Research)	5	2	3	8	3	5	0	0	0

**Note:**

x<sup>(i)</sup> - included in Master of Arabic Language By Coursework and Dissertation

x<sup>(ii)</sup> - included in Master in Shari'ah By Coursework and Dissertation

x<sup>(iii)</sup> - included in Master of Usuluddin By Coursework and Dissertation

### 3.1.17 HIGHER EDUCATION INTAKE, ENROLMENTS, AND GRADUATES ACCORDING TO GENDER BY INSTITUTION, AWARD LEVEL, FIELD OF EDUCATION, AND PROGRAMME

#### 3.1.17.2 UNIVERSITI SULTAN SHARIF ALI (UNISSA)

<b>Post Graduate Total</b>	<b>5</b>	<b>1</b>	<b>4</b>	<b>7</b>	<b>2</b>	<b>5</b>	<b>17</b>	<b>6</b>	<b>11</b>
Post Graduate Diploma in Shari'ah	0	0	0	0	0	0	4	2	2
Post Graduate Diploma in Usuluddin	0	0	0	0	0	0	3	1	2
Post Graduate Diploma in Arabic Language	0	0	0	0	0	0	2	0	2
Post Graduate Diploma in Islamic Civilization and History	0	0	0	0	0	0	0	0	0
Diploma in Islamic Law and Legal Practice	5	1	4	7	2	5	8	3	5
<b>Bachelor's Degree Total</b>	<b>291</b>	<b>110</b>	<b>181</b>	<b>981</b>	<b>335</b>	<b>646</b>	<b>131</b>	<b>46</b>	<b>85</b>
<b>Arts and Humanities</b>	<b>129</b>	<b>62</b>	<b>67</b>	<b>463</b>	<b>196</b>	<b>267</b>	<b>74</b>	<b>34</b>	<b>40</b>
Bachelor of Shari'ah (Fiqh and Judiciary)	32	20	12	119	45	74	27	10	17
Bachelor of Shari'ah (Fiqh and Usul)	18	10	8	81	34	47	8	5	3
Bachelor of Usuluddin (Tafsir and Hadith)	0	0	0	28	18	10	5	2	3
Bachelor of Usuluddin (Aqidah and Dakwah)	0	0	0	34	18	16	12	6	6
Bachelor of Arabic Language	0	0	0	32	15	17	17	10	7
Bachelor of Arabic Language & Translation	18	7	11	41	15	26	0	0	0
Bachelor of History and Islamic Civilization	12	8	4	38	15	23	5	1	4
Bachelor of Usuluddin	49	17	32	71	27	44	0	0	0
Bachelor of Tahfiz & Qiraat	0	0	0	19	9	10	0	0	0
<b>Business and Administration</b>	<b>137</b>	<b>42</b>	<b>95</b>	<b>266</b>	<b>90</b>	<b>176</b>	<b>29</b>	<b>9</b>	<b>20</b>
Bachelor of Halal Science	83	26	57	83	26	57	0	0	0
Bachelor of Science (Islamic Finance)	37	14	23	135	49	86	29	9	20
Bachelor of Science (Business Management)	17	2	15	48	15	33	0	0	0
<b>Law</b>	<b>25</b>	<b>6</b>	<b>19</b>	<b>252</b>	<b>49</b>	<b>203</b>	<b>28</b>	<b>3</b>	<b>25</b>
Bachelor of Laws (LLB) and Bachelor of Shari'ah (BSL)	25	6	19	252	49	203	28	3	25
<b>HND Total</b>	<b>34</b>	<b>14</b>	<b>20</b>	<b>120</b>	<b>47</b>	<b>73</b>	<b>6</b>	<b>5</b>	<b>1</b>
<b>Arts and Humanities</b>	<b>0</b>	<b>0</b>	<b>0</b>	<b>0</b>	<b>0</b>	<b>0</b>	<b>6</b>	<b>5</b>	<b>1</b>
Higher National Diploma in Dirasat Islamiyyah	0	0	0	0	0	0	6	5	1
HND in Islamic Studies	0	0	0	0	0	0	0	0	0
<b>Law</b>	<b>34</b>	<b>14</b>	<b>20</b>	<b>120</b>	<b>47</b>	<b>73</b>	<b>0</b>	<b>0</b>	<b>0</b>
Higher National Diploma in Shariah Criminal Justice System	34	14	20	120	47	73	0	0	0
<b>Certificate Total</b>	<b>0</b>	<b>0</b>	<b>0</b>	<b>0</b>	<b>0</b>	<b>0</b>	<b>16</b>	<b>3</b>	<b>13</b>
<b>Arts and Humanities</b>	<b>0</b>	<b>0</b>	<b>0</b>	<b>0</b>	<b>0</b>	<b>0</b>	<b>4</b>	<b>2</b>	<b>2</b>
Barnamij Al-Tarqiyah	0	0	0	0	0	0	4	2	2
<b>Law</b>	<b>0</b>	<b>0</b>	<b>0</b>	<b>0</b>	<b>0</b>	<b>0</b>	<b>12</b>	<b>1</b>	<b>11</b>
Certificate of Shariah Criminal Justice System	0	0	0	0	0	0	12	1	11
<b>Others Total</b>	<b>0</b>	<b>0</b>	<b>0</b>	<b>0</b>	<b>0</b>	<b>0</b>	<b>11</b>	<b>7</b>	<b>4</b>
<b>Arts and Humanities</b>	<b>0</b>	<b>0</b>	<b>0</b>	<b>0</b>	<b>0</b>	<b>0</b>	<b>11</b>	<b>7</b>	<b>4</b>
Special Diploma Hafiz Al-Quran 30 Juzuk	Z	Z	Z	Z	Z	Z	11	7	4

### 3.1.17 HIGHER EDUCATION INTAKE, ENROLMENTS, AND GRADUATES ACCORDING TO GENDER BY INSTITUTION, AWARD LEVEL, FIELD OF EDUCATION, AND PROGRAMME

#### 3.1.17.3 UNIVERSITI TEKNOLOGI BRUNEI (UTB)

Field of Education	Intake			Enrolment			Graduates		
	MF	M	F	MF	M	F	MF	M	F
<b>UTB Total</b>	<b>480</b>	<b>221</b>	<b>259</b>	<b>1389</b>	<b>681</b>	<b>708</b>	<b>461</b>	<b>188</b>	<b>273</b>
<b>Doctor of Philosophy</b>	<b>37</b>	<b>13</b>	<b>24</b>	<b>68</b>	<b>27</b>	<b>41</b>	<b>0</b>	<b>0</b>	<b>0</b>
<b>Social and Behavioural Science</b>	<b>5</b>	<b>1</b>	<b>4</b>	<b>5</b>	<b>1</b>	<b>4</b>	<b>0</b>	<b>0</b>	<b>0</b>
PhD in Economics	5	1	4	5	1	4	0	0	0
<b>Business and Administration</b>	<b>13</b>	<b>6</b>	<b>7</b>	<b>21</b>	<b>12</b>	<b>9</b>	<b>0</b>	<b>0</b>	<b>0</b>
PhD in Accounting	2	1	1	4	2	2	0	0	0
PhD in Business Management and Technology	11	5	6	17	10	7	0	0	0
<b>Mathematics and Statistics</b>	<b>1</b>	<b>0</b>	<b>1</b>	<b>2</b>	<b>0</b>	<b>2</b>	<b>0</b>	<b>0</b>	<b>0</b>
PhD in Applied Mathematics and Economics	1	0	1	1	0	1	0	0	0
PhD in Mathematics	0	0	0	1	0	1	0	0	0
<b>Computing</b>	<b>2</b>	<b>2</b>	<b>0</b>	<b>8</b>	<b>4</b>	<b>4</b>	<b>0</b>	<b>0</b>	<b>0</b>
PhD in Computing	2	2	0	6	4	2	0	0	0
PhD in Creative Computing	0	0	0	1	0	1	0	0	0
PhD in Information Technology	0	0	0	1	0	1	0	0	0
<b>Architecture and Building</b>	<b>7</b>	<b>2</b>	<b>5</b>	<b>13</b>	<b>4</b>	<b>9</b>	<b>0</b>	<b>0</b>	<b>0</b>
PhD in Civil Engineering	7	2	5	13	4	9	0	0	0
<b>Electrical and Communication Engineering</b>	<b>9</b>	<b>2</b>	<b>7</b>	<b>19</b>	<b>6</b>	<b>13</b>	<b>0</b>	<b>0</b>	<b>0</b>
PhD in Electrical and Electronic	3	2	1	8	3	5	0	0	0
PhD in Mechanical Engineering	2	0	2	7	3	4	0	0	0
PhD in Petroleum and Chemical Engineering	4	0	4	4	0	4	0	0	0
<b>Master's Degree Total</b>	<b>104</b>	<b>38</b>	<b>66</b>	<b>158</b>	<b>67</b>	<b>91</b>	<b>29</b>	<b>5</b>	<b>24</b>
<b>Business and Administration</b>	<b>37</b>	<b>7</b>	<b>30</b>	<b>72</b>	<b>28</b>	<b>44</b>	<b>9</b>	<b>1</b>	<b>8</b>
Master of Science (Msc) in Management & Technology	36	6	30	36	6	30	8	1	7
Master of Science (Msc) in Management & Technology (Part Time)	0	0	0	31	18	13	0	0	0
Master Science (By Research) in Management	1	1	0	5	4	1	1	0	1
<b>Computing</b>	<b>23</b>	<b>9</b>	<b>14</b>	<b>25</b>	<b>11</b>	<b>14</b>	<b>7</b>	<b>2</b>	<b>5</b>
Master of Science (By Coursework) in Computing and Information System	10	4	6	10	4	6	7	2	5
Master Science by Coursework in Information Security	11	5	6	11	5	6	0	0	0
Master Science (By Research) Computing Information Systems	2	0	2	4	2	2	0	0	0
<b>Architecture and Building</b>	<b>12</b>	<b>7</b>	<b>5</b>	<b>12</b>	<b>7</b>	<b>5</b>	<b>8</b>	<b>2</b>	<b>6</b>
Master by Coursework (By Taught) in Water Resources and Environment Engineering	12	7	5	12	7	5	8	2	6
<b>Engineering and Engineering Trades</b>	<b>30</b>	<b>15</b>	<b>15</b>	<b>46</b>	<b>21</b>	<b>25</b>	<b>5</b>	<b>0</b>	<b>5</b>
Master by Coursework (By Taught) in Electrical & Electronic Engineering	3	2	1	3	2	1	0	0	0
Master by Coursework (By Taught) in Mechanical Engineering	21	11	10	21	11	10	5	0	5
Master of Science (By Research) in Mechanical Engineering / Electrical Electronic Engineering / Civil Engineering	6	2	4	22	8	14	0	0	0
<b>Manufacturing and Processing</b>	<b>2</b>	<b>0</b>	<b>2</b>	<b>3</b>	<b>0</b>	<b>3</b>	<b>0</b>	<b>0</b>	<b>0</b>
Masters by Research in Food Sciences and Technology	2	0	2	3	0	3	0	0	0

### 3.1.17 HIGHER EDUCATION INTAKE, ENROLMENTS, AND GRADUATES ACCORDING TO GENDER BY INSTITUTION, AWARD LEVEL, FIELD OF EDUCATION, AND PROGRAMME

#### 3.1.17.3 UNIVERSITI TEKNOLOGI BRUNEI (UTB)

<b>Bachelor's Degree Total</b>	<b>339</b>	<b>170</b>	<b>169</b>	<b>1163</b>	<b>587</b>	<b>576</b>	<b>418</b>	<b>170</b>	<b>248</b>
<b>Architecture and Building</b>	<b>74</b>	<b>33</b>	<b>41</b>	<b>141</b>	<b>66</b>	<b>75</b>	<b>30</b>	<b>11</b>	<b>19</b>
Bachelor of Science (Hons) in Architecture	43	17	26	43	17	26	0	0	0
Bachelor Of Engineering (Hons) in Civil Engineering	18	9	9	61	30	31	16	7	9
Bachelor Of Engineering (Hons) in Civil & Structural Engineering	13	7	6	37	19	18	14	4	10
<b>Electrical and Communication Engineering</b>	<b>18</b>	<b>12</b>	<b>6</b>	<b>75</b>	<b>52</b>	<b>23</b>	<b>27</b>	<b>14</b>	<b>13</b>
Bachelor Of Engineering (Hons) in Electrical & Communications Engineering	0	0	0	0	0	0	0	0	0
Bachelor Of Engineering (Hons) in Electrical & Electronic Engineering	18	12	6	75	52	23	27	14	13
<b>Engineering and Engineering Trades</b>	<b>98</b>	<b>62</b>	<b>36</b>	<b>305</b>	<b>189</b>	<b>116</b>	<b>111</b>	<b>54</b>	<b>57</b>
Bachelor Of Engineering (Hons) in Chemical Engineering	13	10	3	59	34	25	47	18	29
Bachelor Of Engineering (Hons) in Petroleum Engineering	40	14	26	55	21	34	0	0	0
Bachelor Of Engineering (Hons) in Mechatronic Engineering	15	14	1	55	40	15	10	6	4
Bachelor Of Engineering (Hons) in Mechanical Engineering	30	24	6	136	94	42	54	30	24
<b>Manufacturing and Processing</b>	<b>35</b>	<b>14</b>	<b>21</b>	<b>47</b>	<b>15</b>	<b>32</b>	<b>0</b>	<b>0</b>	<b>0</b>
Bachelor of Science in Food Science and Technology	28	10	18	40	11	29	0	0	0
Bachelor of Science (Hons) in Product Design	7	4	3	7	4	3	0	0	0
<b>Mathematics and Statistics</b>	<b>8</b>	<b>3</b>	<b>5</b>	<b>23</b>	<b>9</b>	<b>14</b>	<b>0</b>	<b>0</b>	<b>0</b>
Bachelor of Science (Hons) in Applied Mathematics and Economics	8	3	5	23	9	14	0	0	0
<b>Business and Administration</b>	<b>58</b>	<b>20</b>	<b>38</b>	<b>298</b>	<b>105</b>	<b>193</b>	<b>160</b>	<b>42</b>	<b>118</b>
Bachelor of Business (Hons) in Accounting & Information Systems	15	4	11	88	28	60	45	7	38
Bachelor of Business (Hons) in Marketing & Information Systems	12	7	5	43	17	26	30	11	19
Bachelor of Business (Hons) in Business Information Management (Full Time)	10	4	6	10	4	6	0	0	0
Bachelor of Business (Hons) in Business Information Management (Part Time)	7	3	4	7	3	4	0	0	0
Bachelor of Business (Hons) in Business Information Systems (Full Time)	0	0	0	22	9	13	14	6	8
Bachelor of Business (Hons) in Business Information Systems (Part Time)	0	0	0	14	7	7	14	6	8
Bachelor of Business (Hons) in Applied Economics and Finance	6	1	5	46	15	31	14	2	12
Bachelor Of Business (Hons) in Finance & Risk Management	7	1	6	30	6	24	0	0	0
Ijazah Sarjana Muda Perdagangan (Kepujian)dalam kewangan dan E-Perdagangan	0	0	0	0	0	0	21	3	18
Bachelor of Business (Hons) in Technology Management	1	0	1	38	16	22	22	7	15
Bachelor of Business (Hons) in Business Information Technology (Part-time)	0	0	0	0	0	0	0	0	0

### 3.1.17 HIGHER EDUCATION INTAKE, ENROLMENTS, AND GRADUATES ACCORDING TO GENDER BY INSTITUTION, AWARD LEVEL, FIELD OF EDUCATION, AND PROGRAMME

#### 3.1.17.3 UNIVERSITI TEKNOLOGI BRUNEI (UTB)

Field of Education	Intake			Enrolment			Graduates		
	MF	M	F	MF	M	F	MF	M	F
<b>Computing</b>	<b>36</b>	<b>20</b>	<b>16</b>	<b>196</b>	<b>108</b>	<b>88</b>	<b>71</b>	<b>41</b>	<b>30</b>
Bachelor of Science (Hons) in Computer and Information Security	8	4	4	8	4	4	0	0	0
Bachelor of Science (Hons) in Computer Network and Security	0	0	0	53	36	17	25	12	13
Bachelor of Science (Hons) in Computer Networking	11	6	5	11	6	5	0	0	0
Bachelor of Science (Hons) in Computing	8	4	4	42	20	22	18	12	6
Bachelor of Science (Hons) in Internet Computing	3	2	1	36	15	21	21	11	10
Bachelor of Science (Hons) in Internet Computing (Part-time)	0	0	0	22	11	11	7	6	1
Bachelor of Science In Computing With Data Analytics	6	4	2	24	16	8	0	0	0
<b>Media</b>	<b>12</b>	<b>6</b>	<b>6</b>	<b>78</b>	<b>43</b>	<b>35</b>	<b>19</b>	<b>8</b>	<b>11</b>
Bachelor of Science (Hons) in Creative Multimedia	7	3	4	51	24	27	8	1	7
Bachelor of Science (Hons) in Digital Media	5	3	2	27	19	8	11	7	4
<b>HND Total</b>	<b>0</b>	<b>0</b>	<b>0</b>	<b>0</b>	<b>0</b>	<b>0</b>	<b>14</b>	<b>13</b>	<b>1</b>
HND Level 5 in Process Engineering	0	0	0	0	0	0	14	13	1
HND Level 5 in Mechanical Engineering	0	0	0	0	0	0	0	0	0
<b>Foundation Programme Total</b>	<b>0</b>	<b>0</b>	<b>0</b>	<b>0</b>	<b>0</b>	<b>0</b>	<b>0</b>	<b>0</b>	<b>0</b>
Foundation Degree in Process Engineering	0	0	0	0	0	0	0	0	0
Foundation Degree in Mechanical Engineering	0	0	0	0	0	0	0	0	0

### 3.1.17 HIGHER EDUCATION INTAKE, ENROLMENTS, AND GRADUATES ACCORDING TO GENDER BY INSTITUTION, AWARD LEVEL, FIELD OF EDUCATION, AND PROGRAMME

#### 3.1.17.4 POLITEKNIK BRUNEI (PB)

Field of Education	Intake			Enrolment			Graduates		
	MF	M	F	MF	M	F	MF	M	F
<b>PB Total</b>	<b>688</b>	<b>310</b>	<b>378</b>	<b>2077</b>	<b>972</b>	<b>1105</b>	<b>684</b>	<b>324</b>	<b>360</b>
<b>Level 5 Total</b>	<b>688</b>	<b>310</b>	<b>378</b>	<b>1857</b>	<b>913</b>	<b>944</b>	<b>646</b>	<b>316</b>	<b>330</b>
<b>Engineering and Engineering Trades</b>	<b>152</b>	<b>83</b>	<b>69</b>	<b>533</b>	<b>303</b>	<b>230</b>	<b>186</b>	<b>88</b>	<b>98</b>
Level 5 Diploma in Electrical and Electronic Engineering	37	27	10	124	88	36	55	34	21
Level 5 Diploma In Petroleum Engineering	26	11	15	88	39	49	35	13	22
Level 5 Diploma in Mechanical Engineering	26	18	8	140	99	41	36	16	20
Level 5 Diploma in Telecommunications and Systems Engineering	22	14	8	63	41	22	24	14	10
Level 5 Diploma in Science Technology (Chemical Laboratory Technology)	41	13	28	118	36	82	36	11	25
<b>Architecture and Building Engineering</b>	<b>73</b>	<b>34</b>	<b>39</b>	<b>245</b>	<b>120</b>	<b>125</b>	<b>91</b>	<b>39</b>	<b>52</b>
Level 5 Diploma in Civil Engineering	39	20	19	127	65	62	32	15	17
Level 5 Diploma In Architecture	21	12	9	69	36	33	25	9	16
Level 5 Diploma In Interior Design	13	2	11	49	19	30	34	15	19
<b>Business</b>	<b>211</b>	<b>75</b>	<b>136</b>	<b>520</b>	<b>198</b>	<b>322</b>	<b>170</b>	<b>60</b>	<b>110</b>
Level 5 Diploma In Business Studies (General)	51	14	37	112	40	72	21	9	12
Level 5 Diploma In Business Studies (Entrepreneurship)	23	9	14	57	23	34	14	9	5
Level 5 Diploma In Business Studies (Marketing)	29	11	18	74	28	46	21	10	11
Level 5 Diploma In Business Studies (Human Resource Management)	25	12	13	98	41	57	30	9	21
Level 5 Diploma In Business Accounting And Finance	83	29	54	179	66	113	84	23	61

### 3.1.17 HIGHER EDUCATION INTAKE, ENROLMENTS, AND GRADUATES ACCORDING TO GENDER BY INSTITUTION, AWARD LEVEL, FIELD OF EDUCATION, AND PROGRAMME

#### 3.1.17.4 POLITEKNIK BRUNEI (PB)

Field of Education	Intake			Enrolment			Graduates		
	MF	M	F	MF	M	F	MF	M	F
<b>Information and Communication Technology</b>	<b>161</b>	<b>98</b>	<b>63</b>	<b>468</b>	<b>272</b>	<b>196</b>	<b>199</b>	<b>129</b>	<b>70</b>
Level 5 Diploma In Science Technology	0	0	0	0	0	0	0	0	0
Level 5 Diploma In Information And Communication Technology (Network And Security)	53	35	18	159	106	53	82	58	24
Level 5 Diploma In Information And Communication Technology (Digital Media)	43	29	14	113	74	39	60	37	23
Level 5 Diploma In Information And Communication Technology (Web Development)	20	11	9	60	34	26	0	0	0
Level 5 Diploma In Information And Communication Technology (Library Informatics & Computing)	21	9	12	56	21	35	29	13	16
Level 5 Diploma In Information And Communication Technology (Information Systems)	24	14	10	80	37	43	28	21	7
<b>Health</b>	<b>91</b>	<b>20</b>	<b>71</b>	<b>91</b>	<b>20</b>	<b>71</b>	<b>0</b>	<b>0</b>	<b>0</b>
Level 5 Diploma in Health Sciences (Midwifery)	19	0	19	19	0	19	0	0	0
Level 5 Diploma in Health Sciences (Nursing)	54	9	45	54	9	45	0	0	0
Level 5 Diploma in Health Sciences (Paramedic)	18	11	7	18	11	7	0	0	0
<b>Level 4 Total</b>	<b>0</b>	<b>0</b>	<b>0</b>	<b>220</b>	<b>59</b>	<b>161</b>	<b>38</b>	<b>8</b>	<b>30</b>
<b>Health</b>	<b>0</b>	<b>0</b>	<b>0</b>	<b>220</b>	<b>59</b>	<b>161</b>	<b>38</b>	<b>8</b>	<b>30</b>
Level 4 Diploma In Health Science (Midwifery)	0	0	0	43	0	43	9	0	9
Level 4 Diploma In Health Science (Nursing)	0	0	0	140	28	112	29	8	21
Level 4 Diploma In Health Science (Paramedic)	0	0	0	37	31	6	0	0	0

### 3.1.18 ENROLMENT ACCORDING TO EDUCATION LEVEL AND GENDER BY INSTITUTIONS, FACULTIES, AND PROGRAMMES FOR HIGHER EDUCATION

#### 3.1.18.1 UNIVERSITI BRUNEI DARUSSALAM (UBD)

Programme	Education Level																				
	Year 1			Year 2			Year 3			Year 4			Year 5			Year 6			Total		
	MF	M	F	MF	M	F	MF	M	F	MF	M	F	MF	M	F	MF	M	F	MF	M	F
<b>UBD Total</b>	<b>954</b>	<b>302</b>	<b>652</b>	<b>1959</b>	<b>711</b>	<b>1248</b>	<b>993</b>	<b>318</b>	<b>675</b>	<b>424</b>	<b>163</b>	<b>261</b>	<b>33</b>	<b>8</b>	<b>25</b>	<b>5</b>	<b>2</b>	<b>3</b>	<b>4368</b>	<b>1504</b>	<b>2864</b>
<b>School of Business and Economics</b>	<b>132</b>	<b>41</b>	<b>91</b>	<b>347</b>	<b>112</b>	<b>235</b>	<b>140</b>	<b>47</b>	<b>93</b>	<b>87</b>	<b>32</b>	<b>55</b>	<b>1</b>	<b>0</b>	<b>1</b>	<b>0</b>	<b>0</b>	<b>0</b>	<b>707</b>	<b>232</b>	<b>475</b>
Ph.D. in Business Administration	0	0	0	0	0	0	0	0	0	0	0	0	0	0	0	0	0	0	0	0	0
Ph.D. in Economics	0	0	0	5	2	3	1	1	0	0	0	0	0	0	0	0	0	0	6	3	3
Ph.D. in Finance	1	0	1	2	1	1	0	0	0	0	0	0	0	0	0	0	0	0	3	1	2
Ph.D. in Management Studies	1	1	0	3	1	2	2	2	0	0	0	0	0	0	0	0	0	0	6	4	2
Ph.D. in Public Policy	0	0	0	0	0	0	0	0	0	0	0	0	0	0	0	0	0	0	0	0	0
Master of Economics By Research	0	0	0	0	0	0	0	0	0	0	0	0	0	0	0	0	0	0	0	0	0
Master of Business Administration by Coursework	3	1	2	8	4	4	1	0	1	0	0	0	0	0	0	0	0	0	12	5	7
Master of Economics By Coursework	5	1	4	0	0	0	0	0	0	0	0	0	0	0	0	0	0	0	5	1	4
Master of Finance By Research	0	0	0	0	0	0	0	0	0	0	0	0	0	0	0	0	0	0	0	0	0
Master of Islamic Finance By Coursework	17	3	14	16	3	13	0	0	0	0	0	0	0	0	0	0	0	0	33	6	27
Master of Islamic Finance By Research	0	0	0	0	0	0	0	0	0	0	0	0	0	0	0	0	0	0	0	0	0
Master of Logistics By Coursework	0	0	0	0	0	0	0	0	0	0	0	0	0	0	0	0	0	0	0	0	0
Master of Management By Coursework	38	9	29	49	11	38	0	0	0	0	0	0	0	0	0	0	0	0	87	20	67
Master of Management By Research	0	0	0	0	0	0	0	0	0	0	0	0	0	0	0	0	0	0	0	0	0
Bachelor of Business	67	26	41	264	90	174	136	44	92	87	32	55	1	0	1	0	0	0	555	192	363
<b>Academy of Brunei Studies</b>	<b>10</b>	<b>2</b>	<b>8</b>	<b>76</b>	<b>21</b>	<b>55</b>	<b>31</b>	<b>9</b>	<b>22</b>	<b>14</b>	<b>8</b>	<b>6</b>	<b>2</b>	<b>0</b>	<b>2</b>	<b>1</b>	<b>0</b>	<b>1</b>	<b>134</b>	<b>40</b>	<b>94</b>
Ph.D. in Brunei Studies	1	0	1	3	2	1	0	0	0	1	1	0	0	0	0	0	0	0	5	3	2
Master of Arts in (Brunei Studies) By Research	1	0	1	4	0	4	0	0	0	0	0	0	0	0	0	0	0	0	5	0	5
Bachelor of Arts (Brunei Studies)	8	2	6	69	19	50	31	9	22	13	7	6	2	0	2	1	0	1	124	37	87
<b>Faculty of Science</b>	<b>165</b>	<b>55</b>	<b>110</b>	<b>571</b>	<b>234</b>	<b>337</b>	<b>323</b>	<b>109</b>	<b>214</b>	<b>117</b>	<b>48</b>	<b>69</b>	<b>12</b>	<b>3</b>	<b>9</b>	<b>2</b>	<b>1</b>	<b>1</b>	<b>1190</b>	<b>450</b>	<b>740</b>
Ph.D. in Biological Sciences	0	0	0	0	0	0	0	0	0	0	0	0	0	0	0	0	0	0	0	0	0
Ph.D. in Biodiversity	0	0	0	0	0	0	1	0	1	0	0	0	0	0	0	0	0	0	1	0	1
Ph.D. in Biology	0	0	0	2	0	2	0	0	0	1	1	0	0	0	0	0	0	0	3	1	2
Ph.D. in Biotechnology	0	0	0	2	1	1	0	0	0	1	0	1	1	0	1	0	0	0	4	1	3
Ph.D. in Chemistry	1	0	1	2	1	1	1	0	1	0	0	0	0	0	0	0	0	0	4	1	3



### 3.1.18 ENROLMENT ACCORDING TO EDUCATION LEVEL AND GENDER BY INSTITUTIONS, FACULTIES, AND PROGRAMMES FOR HIGHER EDUCATION

#### 3.1.18.1 UNIVERSITI BRUNEI DARUSSALAM (UBD)

Programme	Education Level																				
	Year 1			Year 2			Year 3			Year 4			Year 5			Year 6			Total		
	MF	M	F	MF	M	F	MF	M	F	MF	M	F	MF	M	F	MF	M	F	MF	M	F
Ph.D. in Computer Science	1	0	1	1	1	0	1	1	0	1	1	0	0	0	0	0	0	0	4	3	1
Ph.D. in Petroleum Geoscience	0	0	0	0	0	0	0	0	0	0	0	0	0	0	0	0	0	0	0	0	0
Ph.D. in Geosciences	1	0	1	1	0	1	1	0	1	0	0	0	0	0	0	0	0	0	3	0	3
Ph.D. in Energy Studies	0	0	0	0	0	0	0	0	0	1	1	0	1	0	1	0	0	0	2	1	1
Ph.D. in Mathematics	0	0	0	1	1	0	0	0	0	0	0	0	0	0	0	1	1	0	2	2	0
Ph.D. in Physics	0	0	0	0	0	0	0	0	0	0	0	0	0	0	0	0	0	0	0	0	0
Ph.D. in Applied Physics	0	0	0	1	0	1	1	0	1	1	1	0	0	0	0	0	0	0	3	1	2
Ph.D. in Applied Physics By Research	0	0	0	0	0	0	0	0	0	0	0	0	0	0	0	0	0	0	0	0	0
Master of Science By Research	0	0	0	0	0	0	0	0	0	0	0	0	0	0	0	0	0	0	0	0	0
Master of Science in Biodiversity By Research	2	0	2	0	0	0	0	0	0	0	0	0	0	0	0	0	0	0	2	0	2
Master of Science in Biology	0	0	0	0	0	0	0	0	0	0	0	0	0	0	0	0	0	0	0	0	0
Master of Science in Biology By Research	5	1	4	8	0	8	0	0	0	0	0	0	0	0	0	0	0	0	13	1	12
Master of Science in Biotechnology By Research	2	1	1	4	1	3	0	0	0	0	0	0	0	0	0	0	0	0	6	2	4
Master of Science in Chemistry By Research	6	1	5	5	1	4	4	0	4	0	0	0	0	0	0	0	0	0	15	2	13
Master of Science in Computer Science By Research	0	0	0	3	3	0	0	0	0	0	0	0	0	0	0	0	0	0	3	3	0
Master of Science in Energy Studies By Coursework	0	0	0	0	0	0	0	0	0	0	0	0	0	0	0	0	0	0	0	0	0
Master of Science in Energy Studies By Research	0	0	0	0	0	0	0	0	0	0	0	0	0	0	0	0	0	0	0	0	0
Master of Science in GeoSciences By Research	2	1	1	3	0	3	0	0	0	0	0	0	0	0	0	0	0	0	5	1	4
Master of Science in Mathematics By Research	0	0	0	4	0	4	0	0	0	0	0	0	0	0	0	0	0	0	4	0	4
Master of Science in Physics by Research	0	0	0	0	0	0	0	0	0	0	0	0	0	0	0	0	0	0	0	0	0
Master of Science in Applied Physics by Research	0	0	0	1	0	1	0	0	0	0	0	0	0	0	0	0	0	0	1	0	1
Bachelor of Science	145	51	94	533	225	308	314	108	206	112	44	68	10	3	7	1	0	1	1115	431	684
<b>Centre For Advance Materials and Energy Science</b>	0	0	0	0	0	0	0	0	0	0	0	0	0	0	0	0	0	0	0	0	0
Ph.D. in Energy Studies	0	0	0	0	0	0	0	0	0	0	0	0	0	0	0	0	0	0	0	0	0
Master of Science in Energy Study By Research	0	0	0	0	0	0	0	0	0	0	0	0	0	0	0	0	0	0	0	0	0

### 3.1.18 ENROLMENT ACCORDING TO EDUCATION LEVEL AND GENDER BY INSTITUTIONS, FACULTIES, AND PROGRAMMES FOR HIGHER EDUCATION

#### 3.1.18.1 UNIVERSITI BRUNEI DARUSSALAM (UBD)

Programme	Education Level																				
	Year 1			Year 2			Year 3			Year 4			Year 5			Year 6			Total		
	MF	M	F	MF	M	F	MF	M	F	MF	M	F	MF	M	F	MF	M	F	MF	M	F
<b>PAPRSB Institute of Health Sciences</b>	<b>135</b>	<b>34</b>	<b>101</b>	<b>226</b>	<b>71</b>	<b>155</b>	<b>51</b>	<b>9</b>	<b>42</b>	<b>3</b>	<b>0</b>	<b>3</b>	<b>1</b>	<b>0</b>	<b>1</b>	<b>0</b>	<b>0</b>	<b>0</b>	<b>416</b>	<b>114</b>	<b>302</b>
Ph.D. in Biomedical Science	0	0	0	2	0	2	3	0	3	0	0	0	0	0	0	0	0	0	5	0	5
Ph.D. in Nursing	2	0	2	1	0	1	2	1	1	0	0	0	0	0	0	0	0	0	5	1	4
Ph.D. in Public Health	0	0	0	1	1	0	1	0	1	1	0	1	1	0	1	0	0	0	4	1	3
Ph.D. in Midwifery	0	0	0	1	0	1	0	0	0	0	0	0	0	0	0	0	0	0	1	0	1
Ph.D in Clinical Sciences	0	0	0	1	0	1	0	0	0	0	0	0	0	0	0	0	0	0	1	0	1
Master of Science in Primary Health Care by coursework	0	0	0	0	0	0	6	1	5	0	0	0	0	0	0	0	0	0	6	1	5
Master of Health Science (Clinical Sciences) By Research	0	0	0	0	0	0	0	0	0	0	0	0	0	0	0	0	0	0	0	0	0
Master of Health Sciences (Biomedical Sciences) By Research	2	0	2	5	1	4	0	0	0	0	0	0	0	0	0	0	0	0	7	1	6
Master of Health Sciences (Public Health) By Research	0	0	0	1	1	0	0	0	0	0	0	0	0	0	0	0	0	0	1	1	0
Master of Public Health By Coursework	4	0	4	6	2	4	0	0	0	0	0	0	0	0	0	0	0	0	10	2	8
Master of Health Science in Nursing by Coursework	10	1	9	0	0	0	0	0	0	0	0	0	0	0	0	0	0	0	10	1	9
Master of Health Science in Nursing by Research	7	2	5	4	2	2	0	0	0	0	0	0	0	0	0	0	0	0	11	4	7
Master of Health Science in Midwifery by Research	0	0	0	1	0	1	0	0	0	0	0	0	0	0	0	0	0	0	1	0	1
Master of Medicine by Coursework	0	0	0	27	8	19	0	0	0	0	0	0	0	0	0	0	0	0	27	8	19
Bachelor of Health Science in Biomedical Science	24	7	17	51	16	35	20	4	16	1	0	1	0	0	0	0	0	0	96	27	69
Bachelor of Health Science in Medicine	27	8	19	51	22	29	1	0	1	1	0	1	0	0	0	0	0	0	80	30	50
Bachelor of Health Science in Nursing	5	0	5	45	10	35	17	3	14	0	0	0	0	0	0	0	0	0	67	13	54
Bachelor of Health Science in Midwifery	0	0	0	0	0	0	1	0	1	0	0	0	0	0	0	0	0	0	1	0	1
Bachelor of Health Science in Pharmacy	11	3	8	19	2	17	0	0	0	0	0	0	0	0	0	0	0	0	30	5	25
Bachelor of Health Science in Dentistry	12	7	5	10	6	4	0	0	0	0	0	0	0	0	0	0	0	0	22	13	9
Bachelor in Health Sciences	31	6	25	0	0	0	0	0	0	0	0	0	0	0	0	0	0	0	31	6	25
Advanced Diploma In Health Science	0	0	0	0	0	0	0	0	0	0	0	0	0	0	0	0	0	0	0	0	0
Diploma In Health Science	0	0	0	0	0	0	0	0	0	0	0	0	0	0	0	0	0	0	0	0	0

### 3.1.18 ENROLMENT ACCORDING TO EDUCATION LEVEL AND GENDER BY INSTITUTIONS, FACULTIES, AND PROGRAMMES FOR HIGHER EDUCATION

#### 3.1.18.1 UNIVERSITI BRUNEI DARUSSALAM (UBD)

Programme	Education Level																				
	Year 1			Year 2			Year 3			Year 4			Year 5			Year 6			Total		
	MF	M	F	MF	M	F	MF	M	F	MF	M	F	MF	M	F	MF	M	F	MF	M	F
<b>Sultan Hassanal Bolkiah Institute of Education (SHBIE)</b>	<b>130</b>	<b>36</b>	<b>94</b>	<b>34</b>	<b>3</b>	<b>31</b>	<b>11</b>	<b>3</b>	<b>8</b>	<b>6</b>	<b>2</b>	<b>4</b>	<b>2</b>	<b>0</b>	<b>2</b>	<b>0</b>	<b>0</b>	<b>0</b>	<b>183</b>	<b>44</b>	<b>139</b>
Ph.D. in Education	3	0	3	15	2	13	10	2	8	6	2	4	2	0	2	0	0	0	36	6	30
Master in Counselling By Coursework	13	0	13	12	0	12	0	0	0	0	0	0	0	0	0	0	0	0	25	0	25
Master of Education By Coursework	11	2	9	5	1	4	0	0	0	0	0	0	0	0	0	0	0	0	16	3	13
Master of Education By Research	1	1	0	1	0	1	1	1	0	0	0	0	0	0	0	0	0	0	3	2	1
Master of Teaching	102	33	69	1	0	1	0	0	0	0	0	0	0	0	0	0	0	0	103	33	70
<b>Faculty of Arts and Social Sciences</b>	<b>162</b>	<b>44</b>	<b>118</b>	<b>589</b>	<b>210</b>	<b>379</b>	<b>411</b>	<b>127</b>	<b>284</b>	<b>191</b>	<b>72</b>	<b>119</b>	<b>14</b>	<b>5</b>	<b>9</b>	<b>2</b>	<b>1</b>	<b>1</b>	<b>1369</b>	<b>459</b>	<b>910</b>
Ph.D. in Anthropology	1	0	1	0	0	0	0	0	0	1	0	1	0	0	0	0	0	0	2	0	2
Ph.D. in Applied Linguistics	0	0	0	2	0	2	1	0	1	0	0	0	0	0	0	0	0	0	3	0	3
Ph.D. in Arts	0	0	0	1	1	0	0	0	0	0	0	0	0	0	0	0	0	0	1	1	0
Ph.D. in English Literature	0	0	0	0	0	0	1	0	1	0	0	0	0	0	0	0	0	0	1	0	1
Ph.D. in Environmental Studies	2	1	1	0	0	0	0	0	0	0	0	0	0	0	0	0	0	0	2	1	1
Ph.D. in Geography	0	0	0	0	0	0	0	0	0	0	0	0	0	0	0	0	0	0	0	0	0
Ph.D. in History	0	0	0	8	2	6	0	0	0	0	0	0	0	0	0	0	0	0	8	2	6
Ph.D. in Malay Language And Linguistics	0	0	0	5	0	5	3	1	2	1	1	0	0	0	0	0	0	0	9	2	7
Ph.D. in Malay Literature	0	0	0	0	0	0	1	1	0	0	0	0	0	0	0	0	0	0	1	1	0
Ph.D. in Professional Communication And The Media	0	0	0	1	0	1	1	0	1	0	0	0	1	0	1	0	0	0	3	0	3
Ph.D. in Sociology	0	0	0	2	0	2	0	0	0	0	0	0	0	0	0	0	0	0	2	0	2
Master of Arts in Anthropology By Research	0	0	0	1	0	1	1	1	0	0	0	0	0	0	0	0	0	0	2	1	1
Master of Arts in Art By Research	1	0	1	2	1	1	0	0	0	0	0	0	0	0	0	0	0	0	3	1	2
Master of Arts in English Language and Linguistics By Research	0	0	0	5	1	4	0	0	0	1	0	1	0	0	0	0	0	0	6	1	5
Master of Arts in English Literature By Research	1	0	1	0	0	0	0	0	0	0	0	0	0	0	0	0	0	0	1	0	1
Master of Arts in Environmental Studies By Research	0	0	0	4	0	4	0	0	0	0	0	0	0	0	0	0	0	0	4	0	4
Master of Arts in Geography By Research	0	0	0	1	0	1	1	0	1	0	0	0	0	0	0	0	0	0	2	0	2
Master of Arts in History By Research	1	0	1	4	3	1	2	0	2	0	0	0	0	0	0	0	0	0	7	3	4
Master of Arts in Malay Language and Linguistics By Coursework	2	0	2	0	0	0	0	0	0	0	0	0	0	0	0	1	1	0	3	1	2
Master of Arts in Malay Language and Linguistics By Research	0	0	0	0	0	0	0	0	0	0	0	0	0	0	0	0	0	0	0	0	0
Master of Arts in Malay Literature By Coursework	0	0	0	3	0	3	0	0	0	0	0	0	0	0	0	0	0	0	3	0	3
Master of Arts in Malay Literature by Research	0	0	0	0	0	0	0	0	0	0	0	0	0	0	0	0	0	0	0	0	0

### 3.1.18 ENROLMENT ACCORDING TO EDUCATION LEVEL AND GENDER BY INSTITUTIONS, FACULTIES, AND PROGRAMMES FOR HIGHER EDUCATION

#### 3.1.18.1 UNIVERSITI BRUNEI DARUSSALAM (UBD)

Programme	Education Level																				
	Year 1			Year 2			Year 3			Year 4			Year 5			Year 6			Total		
	MF	M	F	MF	M	F	MF	M	F	MF	M	F	MF	M	F	MF	M	F	MF	M	F
Master of Arts in Professional Communication And The Media By Research	1	1	0	1	0	1	1	1	0	0	0	0	0	0	0	0	0	0	3	2	1
Master of Arts in Sociology By Research	0	0	0	2	2	0	0	0	0	0	0	0	0	0	0	0	0	0	2	2	0
Bachelor of Arts	153	42	111	547	200	347	399	123	276	188	71	117	13	5	8	1	0	1	1301	441	860
<b>Centre For Lifelong Learning</b>	<b>176</b>	<b>69</b>	<b>107</b>	<b>42</b>	<b>24</b>	<b>18</b>	<b>0</b>	<b>0</b>	<b>0</b>	<b>0</b>	<b>0</b>	<b>0</b>	<b>0</b>	<b>0</b>	<b>0</b>	<b>0</b>	<b>0</b>	<b>0</b>	<b>218</b>	<b>93</b>	<b>125</b>
Master of Government	0	0	0	18	9	9	0	0	0	0	0	0	0	0	0	0	0	0	18	9	9
Bachelor of Science in Digital Economy	0	0	0	1	1	0	0	0	0	0	0	0	0	0	0	0	0	0	1	1	0
University Bridging Programme	176	69	107	4	2	2	0	0	0	0	0	0	0	0	0	0	0	0	180	71	109
Bridging English Course	0	0	0	0	0	0	0	0	0	0	0	0	0	0	0	0	0	0	0	0	0
Diploma in Counselling	0	0	0	0	0	0	0	0	0	0	0	0	0	0	0	0	0	0	0	0	0
Diploma in Education	0	0	0	19	12	7	0	0	0	0	0	0	0	0	0	0	0	0	19	12	7
Diploma in Inclusive Education	0	0	0	0	0	0	0	0	0	0	0	0	0	0	0	0	0	0	0	0	0
Diploma in Technical Education	0	0	0	0	0	0	0	0	0	0	0	0	0	0	0	0	0	0	0	0	0
<b>SOAS Centre For Islamic Studies</b>	<b>2</b>	<b>1</b>	<b>1</b>	<b>7</b>	<b>2</b>	<b>5</b>	<b>4</b>	<b>2</b>	<b>2</b>	<b>2</b>	<b>0</b>	<b>2</b>	<b>1</b>	<b>0</b>	<b>1</b>	<b>0</b>	<b>0</b>	<b>0</b>	<b>16</b>	<b>5</b>	<b>11</b>
Ph.D. in Islamic Civilization and Contemporary Issues	2	1	1	7	2	5	3	1	2	1	0	1	1	0	1	0	0	0	14	4	10
Master of Arts In Islamic Civilization and Contemporary Issues By Research	0	0	0	0	0	0	1	1	0	1	0	1	0	0	0	0	0	0	2	1	1
HND in Islamic Studies	0	0	0	0	0	0	0	0	0	0	0	0	0	0	0	0	0	0	0	0	0
<b>Institute of Asian Studies</b>	<b>0</b>	<b>0</b>	<b>0</b>	<b>0</b>	<b>0</b>	<b>0</b>	<b>1</b>	<b>1</b>	<b>0</b>	<b>0</b>	<b>0</b>	<b>0</b>	<b>0</b>	<b>0</b>	<b>0</b>	<b>0</b>	<b>0</b>	<b>0</b>	<b>1</b>	<b>1</b>	<b>0</b>
Ph.D. In Asian Studies	0	0	0	0	0	0	1	1	0	0	0	0	0	0	0	0	0	0	1	1	0
<b>Faculty of Integrated Technologies</b>	<b>37</b>	<b>18</b>	<b>19</b>	<b>55</b>	<b>28</b>	<b>27</b>	<b>21</b>	<b>11</b>	<b>10</b>	<b>4</b>	<b>1</b>	<b>3</b>	<b>0</b>	<b>0</b>	<b>0</b>	<b>0</b>	<b>0</b>	<b>0</b>	<b>117</b>	<b>58</b>	<b>59</b>
Ph.D in Engineering	0	0	0	0	0	0	0	0	0	0	0	0	0	0	0	0	0	0	0	0	0
Ph.D in Systems Engineering	2	0	2	4	3	1	1	0	1	1	0	1	0	0	0	0	0	0	8	3	5
Ph.D in Chemical Engineering	1	1	0	2	0	2	0	0	0	0	0	0	0	0	0	0	0	0	3	1	2
Master of Engineering in Chemical Engineering by Research	0	0	0	1	1	0	0	0	0	0	0	0	0	0	0	0	0	0	1	1	0
Master of Engineering in System Engineering by Research	1	0	1	0	0	0	0	0	0	0	0	0	0	0	0	0	0	0	1	0	1
Bachelor of Engineering	33	17	16	48	24	24	20	11	9	3	1	2	0	0	0	0	0	0	104	53	51
<b>Institute of Policy Studies</b>	<b>5</b>	<b>2</b>	<b>3</b>	<b>12</b>	<b>6</b>	<b>6</b>	<b>0</b>	<b>0</b>	<b>0</b>	<b>0</b>	<b>0</b>	<b>0</b>	<b>0</b>	<b>0</b>	<b>0</b>	<b>0</b>	<b>0</b>	<b>0</b>	<b>17</b>	<b>8</b>	<b>9</b>
Ph.D in Public Policy	0	0	0	1	0	1	0	0	0	0	0	0	0	0	0	0	0	0	1	0	1
Ph.D in Islamic Governance	0	0	0	5	3	2	0	0	0	0	0	0	0	0	0	0	0	0	5	3	2
Master of Public Policy and Management	5	2	3	0	0	0	0	0	0	0	0	0	0	0	0	0	0	0	5	2	3
Master of Islamic Governance by Research	0	0	0	6	3	3	0	0	0	0	0	0	0	0	0	0	0	0	6	3	3

### 3.1.18 ENROLMENT ACCORDING TO EDUCATION LEVEL AND GENDER BY INSTITUTIONS, FACULTIES, AND PROGRAMMES FOR HIGHER EDUCATION

#### 3.1.18.2 UNIVERSITI SULTAN SHARIF ALI (UNISSA)

Programme	Education Level																				
	Year 1			Year 2			Year 3			Year 4			Year 5			Year 6			Total		
	MF	M	F	MF	M	F	MF	M	F	MF	M	F	MF	M	F	MF	M	F	MF	M	F
<b>UNISSA Total</b>	<b>381</b>	<b>148</b>	<b>233</b>	<b>393</b>	<b>134</b>	<b>259</b>	<b>244</b>	<b>92</b>	<b>155</b>	<b>191</b>	<b>66</b>	<b>125</b>	<b>55</b>	<b>18</b>	<b>37</b>	<b>2</b>	<b>2</b>	<b>0</b>	<b>1269</b>	<b>460</b>	<b>809</b>
<b>Faculty of Shari'ah and Law</b>	<b>128</b>	<b>60</b>	<b>68</b>	<b>234</b>	<b>68</b>	<b>166</b>	<b>127</b>	<b>34</b>	<b>93</b>	<b>92</b>	<b>25</b>	<b>67</b>	<b>48</b>	<b>14</b>	<b>34</b>	<b>2</b>	<b>2</b>	<b>0</b>	<b>631</b>	<b>203</b>	<b>428</b>
Ph.D. in Shari'ah by Research	2	1	1	3	1	2	1	1	0	2	2	0	0	0	0	1	1	0	9	6	3
PhD in Law by Research	0	0	0	2	2	0	0	0	0	0	0	0	0	0	0	0	0	0	2	2	0
Master of Shari'ah by Coursework and Dissertation	7	6	1	11	3	8	11	4	7	1	0	1	0	0	0	0	0	0	30	13	17
Master of Shari'ah (by Research)	0	0	0	2	1	1	0	0	0	0	0	0	1	1	0	0	0	0	3	2	1
Master of Laws (by Research)	5	2	3	3	1	2	0	0	0	0	0	0	0	0	0	0	0	0	8	3	5
Bachelor of Law (LLB) and Bachelor of Shari'ah Law (BSL)	25	6	19	73	9	64	63	15	48	45	6	39	45	12	33	1	1	0	252	49	203
Bachelor of Shari'ah (Fiqh and Judiciary)	32	20	12	27	8	19	27	4	23	31	12	19	2	1	1	0	0	0	119	45	74
Bachelor of Shari'ah (Fiqh and Usul)	18	10	8	25	9	16	25	10	15	13	5	8	0	0	0	0	0	0	81	34	47
Diploma in Islamic Law and Legal Practice	5	1	4	2	1	1	0	0	0	0	0	0	0	0	0	0	0	0	7	2	5
Higher National Diploma in Shariah Criminal Justice System	34	14	20	86	33	53	0	0	0	0	0	0	0	0	0	0	0	0	120	47	73
<b>Faculty of Usuluddin</b>	<b>53</b>	<b>20</b>	<b>33</b>	<b>40</b>	<b>20</b>	<b>20</b>	<b>38</b>	<b>20</b>	<b>18</b>	<b>40</b>	<b>23</b>	<b>17</b>	<b>3</b>	<b>2</b>	<b>1</b>	<b>0</b>	<b>0</b>	<b>0</b>	<b>174</b>	<b>85</b>	<b>89</b>
Ph.D. in Usuluddin by Research	1	1	0	2	2	0	1	1	0	1	1	0	2	1	1	0	0	0	7	6	1
Master of Usuluddin by Coursework and Dissertation	3	2	1	6	3	3	3	1	2	3	1	2	0	0	0	0	0	0	15	7	8
Master of Usuluddin by Research	0	0	0	0	0	0	0	0	0	0	0	0	0	0	0	0	0	0	0	0	0
Bachelor of Usuluddin (Aqidah and Dakwah)	0	0	0	0	0	0	14	8	6	19	9	10	1	1	0	0	0	0	34	18	16
Bachelor of Usuluddin (Tafsir and Hadith)	0	0	0	0	0	0	11	6	5	17	12	5	0	0	0	0	0	0	28	18	10
Bachelor of Usuluddin	49	17	32	22	10	12	0	0	0	0	0	0	0	0	0	0	0	0	71	27	44
Bachelor of Tahfiz & Qiraat	0	0	0	10	5	5	9	4	5	0	0	0	0	0	0	0	0	0	19	9	10
<b>Faculty of Economics and Islamic Finance</b>	<b>58</b>	<b>19</b>	<b>39</b>	<b>56</b>	<b>20</b>	<b>36</b>	<b>48</b>	<b>25</b>	<b>23</b>	<b>32</b>	<b>7</b>	<b>25</b>	<b>0</b>	<b>0</b>	<b>0</b>	<b>0</b>	<b>0</b>	<b>0</b>	<b>194</b>	<b>71</b>	<b>123</b>
Ph.D in Islamic Banking and Finance (Research)	1	1	0	1	0	1	0	0	0	0	0	0	0	0	0	0	0	0	2	1	1
Ph.D in Islamic Economics (Research)	2	2	0	0	0	0	0	0	0	0	0	0	0	0	0	0	0	0	2	2	0
Master of Islamic Banking and Finance (Research)	1	0	1	2	2	0	1	1	0	2	1	1	0	0	0	0	0	0	6	4	2
Master of Islamic Economics (Research)	0	0	0	0	0	0	1	0	1	0	0	0	0	0	0	0	0	0	1	0	1
Bachelor of Science in Islamic Finance	37	14	23	42	14	28	34	17	17	22	4	18	0	0	0	0	0	0	135	49	86
Bachelor of Business Management	17	2	15	11	4	7	12	7	5	8	2	6	0	0	0	0	0	0	48	15	33

### 3.1.18 ENROLMENT ACCORDING TO EDUCATION LEVEL AND GENDER BY INSTITUTIONS, FACULTIES, AND PROGRAMMES FOR HIGHER EDUCATION

#### 3.1.18.2 UNIVERSITI SULTAN SHARIF ALI (UNISSA)

Programme	Education Level																				
	Year 1			Year 2			Year 3			Year 4			Year 5			Year 6			Total		
	MF	M	F	MF	M	F	MF	M	F	MF	M	F	MF	M	F	MF	M	F	MF	M	F
<b>Faculty of Arabic language</b>	<b>28</b>	<b>11</b>	<b>17</b>	<b>31</b>	<b>13</b>	<b>18</b>	<b>16</b>	<b>6</b>	<b>10</b>	<b>19</b>	<b>11</b>	<b>8</b>	<b>2</b>	<b>0</b>	<b>2</b>	<b>0</b>	<b>0</b>	<b>0</b>	<b>96</b>	<b>41</b>	<b>55</b>
Ph.D. in Arabic Language by Research	5	2	3	2	2	0	3	1	2	0	0	0	1	0	1	0	0	0	11	5	6
Master of Arabic Language by Coursework and Dissertation	5	2	3	6	3	3	0	0	0	0	0	0	0	0	0	0	0	0	11	5	6
Master of Arabic Language by Research	0	0	0	0	0	0	0	0	0	1	1	0	0	0	0	0	0	0	1	1	0
Bachelor of Arabic Language	0	0	0	0	0	0	13	5	8	18	10	8	1	0	1	0	0	0	32	15	17
Bachelor of Arabic Language & Translation	18	7	11	23	8	15	0	0	0	0	0	0	0	0	0	0	0	0	41	15	26
<b>Mazhab Shafi'i Research Centre</b>	<b>0</b>	<b>0</b>	<b>0</b>	<b>4</b>	<b>0</b>	<b>4</b>	<b>1</b>	<b>2</b>	<b>2</b>	<b>0</b>	<b>0</b>	<b>0</b>	<b>0</b>	<b>0</b>	<b>0</b>	<b>0</b>	<b>0</b>	<b>0</b>	<b>8</b>	<b>2</b>	<b>6</b>
Ph.D of Mazhab Shafi'i (Research)	0	0	0	0	0	0	3	1	2	0	0	0	0	0	0	0	0	0	3	1	2
Master of Mazhab Shafi'i (Research)	0	0	0	4	0	4	1	1	0	0	0	0	0	0	0	0	0	0	5	1	4
<b>Faculty of Development Management</b>	<b>19</b>	<b>10</b>	<b>9</b>	<b>26</b>	<b>12</b>	<b>14</b>	<b>14</b>	<b>5</b>	<b>9</b>	<b>8</b>	<b>0</b>	<b>8</b>	<b>2</b>	<b>2</b>	<b>0</b>	<b>0</b>	<b>0</b>	<b>0</b>	<b>69</b>	<b>29</b>	<b>40</b>
PhD in Islamic History and Civilisation (Research)	1	0	1	1	1	0	1	0	1	0	0	0	0	0	0	0	0	0	3	1	2
Master of Islamic History and Civilisation (Coursework and Dissertation)	0	0	0	0	0	0	3	2	1	0	0	0	0	0	0	0	0	0	3	2	1
Master of Islamic History and Civilisation (Research)	6	2	4	17	9	8	1	0	1	1	0	1	0	0	0	0	0	0	25	11	14
Bachelor of History and Islamic Civilisation	12	8	4	8	2	6	9	3	6	7	0	7	2	2	0	0	0	0	38	15	23
<b>Halalan Thayyiban Research Centre</b>	<b>95</b>	<b>28</b>	<b>67</b>	<b>2</b>	<b>1</b>	<b>1</b>	<b>0</b>	<b>0</b>	<b>0</b>	<b>0</b>	<b>0</b>	<b>0</b>	<b>0</b>	<b>0</b>	<b>0</b>	<b>0</b>	<b>0</b>	<b>0</b>	<b>97</b>	<b>29</b>	<b>68</b>
Ph.D in Halal Science (Halal Laws) By Research	1	0	1	0	0	0	0	0	0	0	0	0	0	0	0	0	0	0	1	0	1
Ph.D in Halal Science (Halal Management) By Research	1	0	1	1	0	1	0	0	0	0	0	0	0	0	0	0	0	0	2	0	2
Master of Halal Science (Halal Laws) By Research	1	0	1	0	0	0	0	0	0	0	0	0	0	0	0	0	0	0	1	0	1
Master of Halal Science (Halal Laws)By Coursework and Dissertation	6	2	4	0	0	0	0	0	0	0	0	0	0	0	0	0	0	0	6	2	4
Master of Halal Science (Halal Management) By Coursework and Dissertation	3	0	3	0	0	0	0	0	0	0	0	0	0	0	0	0	0	0	3	0	3
Master of Halal Science (Halal Management) By Research	0	0	0	1	1	0	0	0	0	0	0	0	0	0	0	0	0	0	1	1	0
Bachelor of Halal Science	83	26	57	0	0	0	0	0	0	0	0	0	0	0	0	0	0	0	83	26	57

### 3.1.18 HIGHER EDUCATION ENROLMENTS BY INSTITUTION AND PROGRAMMES

#### 3.1.18.3 UNIVERSITI TEKNOLOGI BRUNEI (UTB)

Programme	Education Level																				
	Year 1			Year 2			Year 3			Year 4			Year 5			Year 6			Total		
	MF	M	F	MF	M	F	MF	M	F	MF	M	F	MF	M	F	MF	M	F	MF	M	F
<b>UTB Total</b>	<b>480</b>	<b>221</b>	<b>259</b>	<b>432</b>	<b>208</b>	<b>224</b>	<b>236</b>	<b>124</b>	<b>112</b>	<b>235</b>	<b>124</b>	<b>111</b>	<b>4</b>	<b>2</b>	<b>2</b>	<b>2</b>	<b>2</b>	<b>0</b>	<b>1389</b>	<b>681</b>	<b>708</b>
<b>Faculty of Engineering</b>	<b>205</b>	<b>116</b>	<b>89</b>	<b>145</b>	<b>87</b>	<b>58</b>	<b>99</b>	<b>56</b>	<b>43</b>	<b>116</b>	<b>68</b>	<b>48</b>	<b>3</b>	<b>1</b>	<b>2</b>	<b>0</b>	<b>0</b>	<b>0</b>	<b>568</b>	<b>328</b>	<b>240</b>
PhD in Electrical and Electronic	3	2	1	3	1	2	2	0	2	0	0	0	0	0	0	0	0	0	8	3	5
PhD in Civil Engineering	7	2	5	2	0	2	1	0	1	2	1	1	1	1	0	0	0	0	13	4	9
PhD in Mechanical Engineering	2	0	2	1	1	0	4	2	2	0	0	0	0	0	0	0	0	0	7	3	4
PhD in Petroleum and Chemical Engineering	4	0	4	0	0	0	0	0	0	0	0	0	0	0	0	0	0	0	4	0	4
Master by Coursework (By Taught) in Electrical & Electronic Engineering	3	2	1	0	0	0	0	0	0	0	0	0	0	0	0	0	0	0	3	2	1
Master by Coursework (By Taught) in Mechanical Engineering	21	11	10	0	0	0	0	0	0	0	0	0	0	0	0	0	0	0	21	11	10
Master by Coursework (By Taught) in Water Resources and Environment Engineering	12	7	5	0	0	0	0	0	0	0	0	0	0	0	0	0	0	0	12	7	5
Master of Science (By Research) in Mechanical Engineering / Electrical Electronic Engineering / Civil Engineering	6	2	4	7	4	3	6	2	4	1	0	1	2	0	2	0	0	0	22	8	14
Bachelor Of Engineering (Hons) in Chemical Engineering	13	10	3	11	7	4	6	2	4	29	15	14	0	0	0	0	0	0	59	34	25
Bachelor Of Engineering (Hons) in Civil & Structural Engineering	13	7	6	6	5	1	6	2	4	12	5	7	0	0	0	0	0	0	37	19	18
Bachelor Of Engineering (Hons) in Civil Engineering	18	9	9	13	6	7	17	10	7	13	5	8	0	0	0	0	0	0	61	30	31
Bachelor Of Engineering (Hons) in Electrical & Electronic Engineering	18	12	6	22	15	7	19	14	5	16	11	5	0	0	0	0	0	0	75	52	23
Bachelor Of Engineering (Hons) in Petroleum Engineering	40	14	26	15	7	8	0	0	0	0	0	0	0	0	0	0	0	0	55	21	34

### 3.1.18 ENROLMENT ACCORDING TO EDUCATION LEVEL AND GENDER BY INSTITUTIONS, FACULTIES, AND PROGRAMMES FOR HIGHER EDUCATION

#### 3.1.18.3 UNIVERSITI TEKNOLOGI BRUNEI (UTB)

Programme	Education Level																				
	Year 1			Year 2			Year 3			Year 4			Year 5			Year 6			Total		
	MF	M	F	MF	M	F	MF	M	F	MF	M	F	MF	M	F	MF	M	F	MF	M	F
Bachelor Of Engineering (Hons) in Mechanical Engineering	30	24	6	49	30	19	26	18	8	31	22	9	0	0	0	0	0	0	136	94	42
Bachelor Of Engineering (Hons) in Mechatronic Engineering	15	14	1	16	11	5	12	6	6	12	9	3	0	0	0	0	0	0	55	40	15
<b>School of Applied Sciences and Mathematics</b>	<b>39</b>	<b>13</b>	<b>26</b>	<b>29</b>	<b>7</b>	<b>22</b>	<b>0</b>	<b>0</b>	<b>0</b>	<b>0</b>	<b>0</b>	<b>0</b>	<b>0</b>	<b>0</b>	<b>0</b>	<b>0</b>	<b>0</b>	<b>0</b>	<b>68</b>	<b>20</b>	<b>48</b>
PhD in Applied Mathematics and Economics	1	0	1	0	0	0	0	0	0	0	0	0	0	0	0	0	0	0	1	0	1
PhD in Mathematics	0	0	0	1	0	1	0	0	0	0	0	0	0	0	0	0	0	0	1	0	1
Masters by Research in Food Sciences and Technology	2	0	2	1	0	1	0	0	0	0	0	0	0	0	0	0	0	0	3	0	3
Bachelor of Science (Hons) in Applied Mathematics and Economics	8	3	5	15	6	9	0	0	0	0	0	0	0	0	0	0	0	0	23	9	14
Bachelor of Science in Food Science and Technology	28	10	18	12	1	11	0	0	0	0	0	0	0	0	0	0	0	0	40	11	29
<b>UTB School of Business</b>	<b>113</b>	<b>34</b>	<b>79</b>	<b>144</b>	<b>54</b>	<b>90</b>	<b>72</b>	<b>31</b>	<b>41</b>	<b>66</b>	<b>25</b>	<b>41</b>	<b>1</b>	<b>1</b>	<b>0</b>	<b>1</b>	<b>1</b>	<b>0</b>	<b>397</b>	<b>146</b>	<b>251</b>
PhD in Accounting	2	1	1	0	0	0	2	1	1	0	0	0	0	0	0	0	0	0	4	2	2
PhD in Business Management and Technology	11	5	6	2	2	0	2	1	1	0	0	0	1	1	0	1	1	0	17	10	7
PhD in Economics	5	1	4	0	0	0	0	0	0	0	0	0	0	0	0	0	0	0	5	1	4
PhD in Information Technology	0	0	0	0	0	0	1	0	1	0	0	0	0	0	0	0	0	0	1	0	1
Master of Science (Msc) in Management & Technology	36	6	30	0	0	0	0	0	0	0	0	0	0	0	0	0	0	0	36	6	30
Master of Science (Msc) in Management & Technology (Part Time)	0	0	0	31	18	13	0	0	0	0	0	0	0	0	0	0	0	0	31	18	13
Master Science(By Research) in Management	1	1	0	2	2	0	1	1	0	1	0	1	0	0	0	0	0	0	5	4	1
Bachelor of Business (Hons) in Accounting & Information Systems	15	4	11	37	11	26	17	6	11	19	7	12	0	0	0	0	0	0	88	28	60
Bachelor of Business (Hons) in Applied Economics and Finance	6	1	5	16	2	14	17	9	8	7	3	4	0	0	0	0	0	0	46	15	31
Bachelor of Business (Hons) in Business Information Systems (Full Time)	0	0	0	3	1	2	10	6	4	9	2	7	0	0	0	0	0	0	22	9	13
Bachelor of Business (Hons) in Business Information Systems (Part Time)	0	0	0	0	0	0	0	0	0	14	7	7	0	0	0	0	0	0	14	7	7
Bachelor of Business (Hons) in Marketing & Information Systems	12	7	5	21	8	13	8	2	6	2	0	2	0	0	0	0	0	0	43	17	26



**3.1.18 ENROLMENT ACCORDING TO EDUCATION LEVEL AND GENDER BY INSTITUTIONS, FACULTIES,  
AND PROGRAMMES FOR HIGHER EDUCATION**

**3.1.18.3 UNIVERSITI TEKNOLOGI BRUNEI (UTB)**

Programme	Education Level																							
	Year 1			Year 2			Year 3			Year 4			Year 5			Year 6			Total					
	MF	M	F	MF	M	F	MF	M	F	MF	M	F	MF	M	F	MF	M	F	MF	M	F			
Bachelor of Business (Hons) in Business Information Management (Full Time)	10	4	6	0	0	0	0	0	0	0	0	0	0	0	0	0	0	0	0	0	0	10	4	6
Bachelor of Business (Hons) in Business Information Management (Part Time)	7	3	4	0	0	0	0	0	0	0	0	0	0	0	0	0	0	0	0	0	0	7	3	4
Bachelor Of Business (Hons) in Finance & Risk Management	7	1	6	17	2	15	0	0	0	6	3	3	0	0	0	0	0	0	0	0	0	30	6	24
Bachelor of Business (Hons) in Technology Management	1	0	1	15	8	7	14	5	9	8	3	5	0	0	0	0	0	0	0	0	0	38	16	22
<b>School of Computing</b>	<b>73</b>	<b>37</b>	<b>36</b>	<b>114</b>	<b>60</b>	<b>54</b>	<b>65</b>	<b>37</b>	<b>28</b>	<b>53</b>	<b>31</b>	<b>22</b>	<b>0</b>	<b>0</b>	<b>0</b>	<b>1</b>	<b>1</b>	<b>0</b>	<b>306</b>	<b>166</b>	<b>140</b>			
PhD in Computing	2	2	0	2	1	1	1	1	0	1	0	1	0	0	0	0	0	0	0	0	0	6	4	2
PhD in Creative Computing	0	0	0	0	0	0	1	0	1	0	0	0	0	0	0	0	0	0	0	0	0	1	0	1
Master of Science (By Coursework) in Computing and Information System	10	4	6	0	0	0	0	0	0	0	0	0	0	0	0	0	0	0	0	0	0	10	4	6
Master Science by Coursework in Information Security	11	5	6	0	0	0	0	0	0	0	0	0	0	0	0	0	0	0	0	0	0	11	5	6
Master Science(By Research) Computing Information Systems	2	0	2	1	1	0	0	0	0	0	0	0	0	0	0	1	1	0	0	0	0	4	2	2
Bachelor of Science (Hons) in Computer and Information Security	8	4	4	0	0	0	0	0	0	0	0	0	0	0	0	0	0	0	0	0	0	8	4	4
Bachelor of Science (Hons) in Computer Network and Security	0	0	0	17	12	5	15	11	4	21	13	8	0	0	0	0	0	0	0	0	0	53	36	17
Bachelor of Science (Hons) in Computer Networking	11	6	5	0	0	0	0	0	0	0	0	0	0	0	0	0	0	0	0	0	0	11	6	5
Bachelor of Science (Hons) in Computing	8	4	4	17	7	10	13	7	6	4	2	2	0	0	0	0	0	0	0	0	0	42	20	22
Bachelor of Science (Hons) in Creative Multimedia	7	3	4	24	9	15	8	4	4	12	8	4	0	0	0	0	0	0	0	0	0	51	24	27
Bachelor of Science (Hons) in Digital Media	5	3	2	9	7	2	6	5	1	7	4	3	0	0	0	0	0	0	0	0	0	27	19	8
Bachelor of Science (Hons) in Internet Computing	3	2	1	18	7	11	7	2	5	8	4	4	0	0	0	0	0	0	0	0	0	36	15	21
Bachelor of Science (Hons) in Internet Computing (Part-time)	0	0	0	8	4	4	14	7	7	0	0	0	0	0	0	0	0	0	0	0	0	22	11	11
Bachelor of Science In Computing With Data Analytics	6	4	2	18	12	6	0	0	0	0	0	0	0	0	0	0	0	0	0	0	0	24	16	8
<b>School of Design</b>	<b>50</b>	<b>21</b>	<b>29</b>	<b>0</b>	<b>0</b>	<b>0</b>	<b>0</b>	<b>0</b>	<b>0</b>	<b>0</b>	<b>0</b>	<b>0</b>	<b>0</b>	<b>0</b>	<b>0</b>	<b>0</b>	<b>0</b>	<b>0</b>	<b>0</b>	<b>0</b>	<b>0</b>	<b>50</b>	<b>21</b>	<b>29</b>
Bachelor of Science (Hons) in Architecture	43	17	26	0	0	0	0	0	0	0	0	0	0	0	0	0	0	0	0	0	0	43	17	26
Bachelor of Science (Hons) in Product Design	7	4	3	0	0	0	0	0	0	0	0	0	0	0	0	0	0	0	0	0	0	7	4	3

### 3.1.18 ENROLMENT ACCORDING TO EDUCATION LEVEL AND GENDER BY INSTITUTIONS, FACULTIES, AND PROGRAMMES FOR HIGHER EDUCATION

#### 3.1.18.4 POLITEKNIK BRUNEI (PB)

Programme	Education Level																				
	Year 1			Year 2			Year 3			Year 4			Year 5			Year 6			Total		
	MF	M	F	MF	M	F	MF	M	F	MF	M	F	MF	M	F	MF	M	F	MF	M	F
<b>PB Total</b>	<b>688</b>	<b>310</b>	<b>378</b>	<b>652</b>	<b>313</b>	<b>339</b>	<b>737</b>	<b>349</b>	<b>388</b>	<b>0</b>	<b>0</b>	<b>0</b>	<b>0</b>	<b>0</b>	<b>0</b>	<b>0</b>	<b>0</b>	<b>0</b>	<b>2077</b>	<b>972</b>	<b>1105</b>
<b>Science and Engineering</b>	<b>225</b>	<b>117</b>	<b>108</b>	<b>248</b>	<b>142</b>	<b>106</b>	<b>305</b>	<b>164</b>	<b>141</b>	<b>0</b>	<b>0</b>	<b>0</b>	<b>0</b>	<b>0</b>	<b>0</b>	<b>0</b>	<b>0</b>	<b>0</b>	<b>778</b>	<b>423</b>	<b>355</b>
AD in Interior Designing	0	0	0	0	0	0	0	0	0	0	0	0	0	0	0	0	0	0	0	0	0
AD in Well Engineering	0	0	0	0	0	0	0	0	0	0	0	0	0	0	0	0	0	0	0	0	0
Level 5 Diploma in Electrical and Electronic Engineering	37	27	10	43	29	14	44	32	12	0	0	0	0	0	0	0	0	0	124	88	36
Level 5 Diploma In Petroleum Engineering	26	11	15	35	17	18	27	11	16	0	0	0	0	0	0	0	0	0	88	39	49
Level 5 Diploma in Civil Engineering	39	20	19	49	26	23	39	19	20	0	0	0	0	0	0	0	0	0	127	65	62
Level 5 Diploma in Mechanical Engineering	26	18	8	33	24	9	81	57	24	0	0	0	0	0	0	0	0	0	140	99	41
Level 5 Diploma in Telecommunications and Systems Engineering	22	14	8	18	11	7	23	16	7	0	0	0	0	0	0	0	0	0	63	41	22
Level 5 Diploma In Architecture	21	12	9	22	14	8	26	10	16	0	0	0	0	0	0	0	0	0	69	36	33
Level 5 Diploma In Interior Design	13	2	11	14	7	7	22	10	12	0	0	0	0	0	0	0	0	0	49	19	30
Level 5 Diploma in Science Technology (Chemical Laboratory Technology)	41	13	28	34	14	20	43	9	34	0	0	0	0	0	0	0	0	0	118	36	82
<b>Business</b>	<b>211</b>	<b>75</b>	<b>136</b>	<b>166</b>	<b>71</b>	<b>95</b>	<b>143</b>	<b>52</b>	<b>91</b>	<b>0</b>	<b>0</b>	<b>0</b>	<b>0</b>	<b>0</b>	<b>0</b>	<b>0</b>	<b>0</b>	<b>0</b>	<b>520</b>	<b>198</b>	<b>322</b>
AD in Business Accounting	0	0	0	0	0	0	0	0	0	0	0	0	0	0	0	0	0	0	0	0	0
AD in Business Marketing	0	0	0	0	0	0	0	0	0	0	0	0	0	0	0	0	0	0	0	0	0
AD in Business Finance	0	0	0	0	0	0	0	0	0	0	0	0	0	0	0	0	0	0	0	0	0
AD in Business Entrepreneurship	0	0	0	0	0	0	0	0	0	0	0	0	0	0	0	0	0	0	0	0	0
AD in Business Management	0	0	0	0	0	0	0	0	0	0	0	0	0	0	0	0	0	0	0	0	0
Level 5 Diploma In Business Studies (General)	51	14	37	35	17	18	26	9	17	0	0	0	0	0	0	0	0	0	112	40	72
Level 5 Diploma In Business Studies (Entrepreneurship)	23	9	14	20	11	9	14	3	11	0	0	0	0	0	0	0	0	0	57	23	34
Level 5 Diploma In Business Studies (Marketing)	29	11	18	24	12	12	21	5	16	0	0	0	0	0	0	0	0	0	74	28	46
Level 5 Diploma In Business Studies (Human Resource Management)	25	12	13	44	14	30	29	15	14	0	0	0	0	0	0	0	0	0	98	41	57
Level 5 Diploma In Business Accounting And Finance	83	29	54	43	17	26	53	20	33	0	0	0	0	0	0	0	0	0	179	66	113

### 3.1.18 ENROLMENT ACCORDING TO EDUCATION LEVEL AND GENDER BY INSTITUTIONS, FACULTIES, AND PROGRAMMES FOR HIGHER EDUCATION

#### 3.1.18.4 POLITEKNIK BRUNEI (PB)

Programme	Education Level																				
	Year 1			Year 2			Year 3			Year 4			Year 5			Year 6			Total		
	MF	M	F	MF	M	F	MF	M	F	MF	M	F	MF	M	F	MF	M	F	MF	M	F
<b>Information and Communication Technology</b>	<b>161</b>	<b>98</b>	<b>63</b>	<b>130</b>	<b>72</b>	<b>58</b>	<b>177</b>	<b>102</b>	<b>75</b>	<b>0</b>	<b>0</b>	<b>0</b>	<b>0</b>	<b>0</b>	<b>0</b>	<b>0</b>	<b>0</b>	<b>0</b>	<b>468</b>	<b>272</b>	<b>196</b>
AD in Computer Network	0	0	0	0	0	0	0	0	0	0	0	0	0	0	0	0	0	0	0	0	0
AD in Web Computing	0	0	0	0	0	0	0	0	0	0	0	0	0	0	0	0	0	0	0	0	0
AD in Information System and Technology	0	0	0	0	0	0	0	0	0	0	0	0	0	0	0	0	0	0	0	0	0
AD in Digital Media	0	0	0	0	0	0	0	0	0	0	0	0	0	0	0	0	0	0	0	0	0
AD in Information Science	0	0	0	0	0	0	0	0	0	0	0	0	0	0	0	0	0	0	0	0	0
Level 5 Diploma In Science Technology	0	0	0	0	0	0	0	0	0	0	0	0	0	0	0	0	0	0	0	0	0
Level 5 Diploma In Information And Communication Technology (Network And Security)	53	35	18	53	35	18	53	36	17	0	0	0	0	0	0	0	0	0	159	106	53
Level 5 Diploma In Information And Communication Technology (Digital Media)	43	29	14	27	17	10	43	28	15	0	0	0	0	0	0	0	0	0	113	74	39
Level 5 Diploma In Information And Communication Technology (Web Development)	20	11	9	16	8	8	24	15	9	0	0	0	0	0	0	0	0	0	60	34	26
Level 5 Diploma In Information And Communication Technology (Library Informatics & Computing)	21	9	12	16	5	11	19	7	12	0	0	0	0	0	0	0	0	0	56	21	35
Level 5 Diploma In Information And Communication Technology (Information Systems)	24	14	10	18	7	11	38	16	22	0	0	0	0	0	0	0	0	0	80	37	43
<b>Health</b>	<b>91</b>	<b>20</b>	<b>71</b>	<b>108</b>	<b>28</b>	<b>80</b>	<b>112</b>	<b>31</b>	<b>81</b>	<b>0</b>	<b>0</b>	<b>0</b>	<b>0</b>	<b>0</b>	<b>0</b>	<b>0</b>	<b>0</b>	<b>0</b>	<b>311</b>	<b>79</b>	<b>232</b>
Level 5 Diploma in Health Sciences (Midwifery)	19	0	19	0	0	0	0	0	0	0	0	0	0	0	0	0	0	0	19	0	19
Level 5 Diploma in Health Sciences (Nursing)	54	9	45	0	0	0	0	0	0	0	0	0	0	0	0	0	0	0	54	9	45
Level 5 Diploma in Health Sciences (Paramedic)	18	11	7	0	0	0	0	0	0	0	0	0	0	0	0	0	0	0	18	11	7
Level 4 Diploma In Health Science (Midwifery)	0	0	0	25	0	25	18	0	18	0	0	0	0	0	0	0	0	0	43	0	43
Level 4 Diploma In Health Science (Nursing)	0	0	0	66	15	51	74	13	61	0	0	0	0	0	0	0	0	0	140	28	112
Level 4 Diploma In Health Science (Paramedic)	0	0	0	17	13	4	20	18	2	0	0	0	0	0	0	0	0	0	37	31	6

**3.1.19 NUMBER OF INSTRUCTORS/LECTURERS ACCORDING TO CITIZENSHIP AND GENDER BY ACADEMIC QUALIFICATION, TERMS OF SERVICE, AGE GROUP AND YEARS OF SERVICE FOR TECHNICAL VOCATIONAL AND HIGHER EDUCATION**

Categories	Instructors/Lecturers																							
	Vocational Technical												Higher Education											
	Citizen			Permanent Resident			Non Citizen			Total			Citizen			Permanent Resident			Non Citizen			Total		
	MF	M	F	MF	M	F	MF	M	F	MF	M	F	MF	M	F	MF	M	F	MF	M	F	MF	M	F
<b>Academic</b>	<b>410</b>	<b>184</b>	<b>226</b>	<b>6</b>	<b>0</b>	<b>6</b>	<b>37</b>	<b>30</b>	<b>7</b>	<b>453</b>	<b>214</b>	<b>239</b>	<b>467</b>	<b>180</b>	<b>287</b>	<b>11</b>	<b>4</b>	<b>7</b>	<b>196</b>	<b>177</b>	<b>19</b>	<b>674</b>	<b>361</b>	<b>313</b>
Ph.D.	3	1	2	0	0	0	2	2	0	5	3	2	196	69	127	3	0	3	193	175	18	392	244	148
Master's Degree	105	51	54	1	0	1	13	10	3	119	61	58	199	77	122	4	2	2	3	2	1	206	81	125
Post Graduate Diploma	7	2	5	0	0	0	2	2	0	9	4	5	0	0	0	1	0	1	0	0	0	1	0	1
Bachelor's Degree	167	67	100	5	0	5	13	9	4	185	76	109	72	34	38	3	2	1	0	0	0	75	36	39
HND, AD, Level 5																								
Diploma or Equivalent	111	53	58	0	0	0	1	1	0	112	54	58	0	0	0	0	0	0	0	0	0	0	0	0
HNC	0	0	0	0	0	0	0	0	0	0	0	0	0	0	0	0	0	0	0	0	0	0	0	0
BDTVEC ND, Diploma, HNTec, BTEC Level 3	9	6	3	0	0	0	3	3	0	12	9	3	0	0	0	0	0	0	0	0	0	0	0	0
Diploma or Equivalent																								
NTEC, Skill	0	0	0	0	0	0	2	2	0	2	2	0	0	0	0	0	0	0	0	0	0	0	0	0
Certificates or Equivalent	0	0	0	0	0	0	2	2	0	2	2	0	0	0	0	0	0	0	0	0	0	0	0	0
City & Guilds, ONC	2	1	1	0	0	0	0	0	0	2	1	1	0	0	0	0	0	0	0	0	0	0	0	0
BCGCE 'A' Level, STPU, SPS, STP	1	0	1	0	0	0	0	0	0	1	0	1	0	0	0	0	0	0	0	0	0	0	0	0
BCGCE 'O' Level, SPU, SPS	5	3	2	0	0	0	0	0	0	5	3	2	0	0	0	0	0	0	0	0	0	0	0	0
Below BCGCE 'O' Level	0	0	0	0	0	0	0	0	0	0	0	0	0	0	0	0	0	0	0	0	0	0	0	0
Others	0	0	0	0	0	0	1	1	0	1	1	0	0	0	0	0	0	0	0	0	0	0	0	0
<b>Trained and Untrained</b>	<b>410</b>	<b>184</b>	<b>226</b>	<b>6</b>	<b>0</b>	<b>6</b>	<b>37</b>	<b>30</b>	<b>7</b>	<b>453</b>	<b>214</b>	<b>239</b>	<b>467</b>	<b>180</b>	<b>287</b>	<b>11</b>	<b>4</b>	<b>7</b>	<b>196</b>	<b>177</b>	<b>19</b>	<b>674</b>	<b>361</b>	<b>313</b>
Trained Teachers	315	128	187	4	0	4	27	22	5	346	150	196	321	116	205	2	0	2	117	104	13	440	220	220
Untrained Teachers	95	56	39	2	0	2	10	8	2	107	64	43	146	64	82	9	4	5	79	73	6	234	141	93
<b>Terms of Service Total</b>	<b>410</b>	<b>184</b>	<b>226</b>	<b>6</b>	<b>0</b>	<b>6</b>	<b>37</b>	<b>30</b>	<b>7</b>	<b>453</b>	<b>214</b>	<b>239</b>	<b>467</b>	<b>180</b>	<b>287</b>	<b>11</b>	<b>4</b>	<b>7</b>	<b>196</b>	<b>177</b>	<b>19</b>	<b>674</b>	<b>361</b>	<b>313</b>
Permanent:																								
Pension	9	9	0	0	0	0	0	0	0	9	9	0	14	9	5	0	0	0	0	0	0	14	9	5
TAP	249	88	161	2	0	2	0	0	0	251	88	163	396	145	251	1	0	1	0	0	0	397	145	252
Month to Month	9	8	1	3	0	3	2	0	2	14	8	6	2	1	1	4	1	3	0	0	0	6	2	4
Probation	117	62	55	1	0	1	0	0	0	118	62	56	14	6	8	0	0	0	0	0	0	14	6	8
Daily Paid	26	17	9	0	0	0	1	0	1	27	17	10	38	17	21	5	3	2	0	0	0	43	20	23
Contract	0	0	0	0	0	0	34	30	4	34	30	4	3	2	1	1	0	1	196	177	19	200	179	21
CFBT	0	0	0	0	0	0	0	0	0	0	0	0	0	0	0	0	0	0	0	0	0	0	0	0
<b>Age Group Total</b>	<b>410</b>	<b>184</b>	<b>226</b>	<b>6</b>	<b>0</b>	<b>6</b>	<b>37</b>	<b>30</b>	<b>7</b>	<b>453</b>	<b>214</b>	<b>239</b>	<b>467</b>	<b>180</b>	<b>287</b>	<b>11</b>	<b>4</b>	<b>7</b>	<b>196</b>	<b>177</b>	<b>19</b>	<b>674</b>	<b>361</b>	<b>313</b>
Below 20	0	0	0	0	0	0	0	0	0	0	0	0	0	0	0	0	0	0	0	0	0	0	0	0
20 - 24	7	4	3	0	0	0	0	0	0	7	4	3	0	0	0	0	0	0	0	0	0	0	0	0
25 - 29	95	48	47	0	0	0	0	0	0	95	48	47	52	22	30	0	0	0	0	0	0	52	22	30
30 - 34	109	51	58	1	0	1	0	0	0	110	51	59	104	39	65	2	2	0	5	3	2	111	44	67
35 - 39	81	30	51	2	0	2	3	3	0	86	33	53	102	36	66	4	1	3	23	21	2	129	58	71
40 - 44	42	16	26	0	0	0	5	5	0	47	21	26	89	31	58	1	0	1	32	27	5	122	58	64
45 - 49	44	17	27	2	0	2	4	2	2	50	19	31	68	25	43	0	0	0	37	32	5	105	57	48
50 - 54	22	16	6	0	0	0	6	3	3	28	19	9	36	22	14	1	1	0	35	33	2	72	56	16
55 - 59	10	2	8	1	0	1	11	10	1	22	12	10	10	2	8	3	0	3	35	32	3	48	34	14
60 and Above	0	0	0	0	0	0	8	7	1	8	7	1	6	3	3	0	0	0	29	29	0	35	32	3
<b>Service (Years) Total</b>	<b>410</b>	<b>184</b>	<b>226</b>	<b>6</b>	<b>0</b>	<b>6</b>	<b>37</b>	<b>30</b>	<b>7</b>	<b>453</b>	<b>214</b>	<b>239</b>	<b>467</b>	<b>180</b>	<b>287</b>	<b>11</b>	<b>4</b>	<b>7</b>	<b>196</b>	<b>177</b>	<b>19</b>	<b>674</b>	<b>361</b>	<b>313</b>
Below 1	14	8	6	0	0	0	0	0	0	14	8	6	12	4	8	0	0	0	31	26	5	43	30	13
1 - 2	32	19	13	0	0	0	0	0	0	32	19	13	68	30	38	1	0	1	61	53	8	130	83	47
3 - 5	118	60	58	1	0	1	4	3	1	123	63	60	79	38	41	3	1	2	61	57	4	143	96	47
6 - 10	113	48	65	5	0	5	6	6	0	124	54	70	113	32	81	3	2	1	24	22	2	140	56	84
11 - 15	56	18	38	0	0	0	6	4	2	62	22	40	101	34	67	2	0	2	12	12	0	115	46	69
16 - 20	35	14	21	0	0	0	8	4	4	43	18	25	42	17	25	1	1	0	5	5	0	48	23	25
21 - 25	22	10	12	0	0	0	10	10	0	32	20	12	36	16	20	0	0	0	0	0	0	36	16	20
26 and Above	20	7	13	0	0	0	3	3	0	23	10	13	16	9	7	1	0	1	2	2	0	19	11	8

**3.1.20 NUMBER OF INSTRUCTORS ACCORDING TO CITIZENSHIP AND GENDER BY ACADEMIC QUALIFICATION, TERMS OF SERVICE, AGE GROUP, YEARS OF SERVICE AND INSTITUTION FOR TECHNICAL VOCATIONAL**

**3.1.20.1 IBTE SULTAN SAIFUL RIJAL CAMPUS**

Categories	Instructors											
	Citizen			Permanent Resident			Non Citizen			Total		
	MF	M	F	MF	M	F	MF	M	F	MF	M	F
<b>Academic Qualification Total</b>	<b>98</b>	<b>44</b>	<b>54</b>	<b>1</b>	<b>0</b>	<b>1</b>	<b>8</b>	<b>5</b>	<b>3</b>	<b>107</b>	<b>49</b>	<b>58</b>
Ph.D.	0	0	0	0	0	0	1	1	0	1	1	0
Master's Degree	10	5	5	1	0	1	5	3	2	16	8	8
Post Graduate Diploma	0	0	0	0	0	0	0	0	0	0	0	0
Bachelor's Degree	49	20	29	0	0	0	1	0	1	50	20	30
HND, AD, Level 5 Diploma or Equivalent	38	18	20	0	0	0	1	1	0	39	19	20
HNC	0	0	0	0	0	0	0	0	0	0	0	0
BDTVEC ND, Diploma, HNTec, BTEC Level 3 Diploma or Equivalent	0	0	0	0	0	0	0	0	0	0	0	0
NTec, Skill Certificates or Equivalent	0	0	0	0	0	0	0	0	0	0	0	0
City & Guilds, ONC	1	1	0	0	0	0	0	0	0	1	1	0
BCGCE 'A' Level, STPU, SPS, STP	0	0	0	0	0	0	0	0	0	0	0	0
BCGCE 'O' Level, SPU, SPS	0	0	0	0	0	0	0	0	0	0	0	0
Below BCGCE 'O' Level	0	0	0	0	0	0	0	0	0	0	0	0
Others	0	0	0	0	0	0	0	0	0	0	0	0
<b>Trained and Untrained Total</b>	<b>98</b>	<b>44</b>	<b>54</b>	<b>1</b>	<b>0</b>	<b>1</b>	<b>8</b>	<b>5</b>	<b>3</b>	<b>107</b>	<b>49</b>	<b>58</b>
Trained Teachers	75	31	44	1	0	1	4	2	2	80	33	47
Untrained Teachers	23	13	10	0	0	0	4	3	1	27	16	11
<b>Terms of Service Total</b>	<b>98</b>	<b>44</b>	<b>54</b>	<b>1</b>	<b>0</b>	<b>1</b>	<b>8</b>	<b>5</b>	<b>3</b>	<b>107</b>	<b>49</b>	<b>58</b>
Permanent:												
Pension	3	3	0	0	0	0	0	0	0	3	3	0
TAP	60	22	38	0	0	0	0	0	0	60	22	38
Month to Month	4	4	0	1	0	1	1	0	1	6	4	2
Probation	26	13	13	0	0	0	0	0	0	26	13	13
Daily Paid	5	2	3	0	0	0	0	0	0	5	2	3
Contract	0	0	0	0	0	0	7	5	2	7	5	2
CFBT	0	0	0	0	0	0	0	0	0	0	0	0
<b>Age Group Total</b>	<b>98</b>	<b>44</b>	<b>54</b>	<b>1</b>	<b>0</b>	<b>1</b>	<b>8</b>	<b>5</b>	<b>3</b>	<b>107</b>	<b>49</b>	<b>58</b>
Below 20	0	0	0	0	0	0	0	0	0	0	0	0
20 - 24	1	1	0	0	0	0	0	0	0	1	1	0
25 - 29	13	4	9	0	0	0	0	0	0	13	4	9
30 - 34	27	14	13	0	0	0	0	0	0	27	14	13
35 - 39	21	10	11	0	0	0	0	0	0	21	10	11
40 - 44	10	4	6	0	0	0	2	2	0	12	6	6
45 - 49	15	6	9	1	0	1	1	0	1	17	6	11
50 - 54	8	5	3	0	0	0	3	1	2	11	6	5
55 - 59	3	0	3	0	0	0	1	1	0	4	1	3
60 and Above	0	0	0	0	0	0	1	1	0	1	1	0
<b>Service (Years) Total</b>	<b>98</b>	<b>44</b>	<b>54</b>	<b>1</b>	<b>0</b>	<b>1</b>	<b>8</b>	<b>5</b>	<b>3</b>	<b>107</b>	<b>49</b>	<b>58</b>
Below 1	2	1	1	0	0	0	0	0	0	2	1	1
1 - 2	12	6	6	0	0	0	0	0	0	12	6	6
3 - 5	19	12	7	0	0	0	1	1	0	20	13	7
6 - 10	26	11	15	1	0	1	0	0	0	27	11	16
11 - 15	11	5	6	0	0	0	3	1	2	14	6	8
16 - 20	12	4	8	0	0	0	2	1	1	14	5	9
21 - 25	9	4	5	0	0	0	2	2	0	11	6	5
26 and Above	7	1	6	0	0	0	0	0	0	7	1	6

**3.1.20 NUMBER OF INSTRUCTORS ACCORDING TO CITIZENSHIP AND GENDER BY ACADEMIC QUALIFICATION, TERMS OF SERVICE, AGE GROUP, YEARS OF SERVICE AND INSTITUTION FOR TECHNICAL VOCATIONAL**

**3.1.20.2 IBTE MECHANICAL CAMPUS**

Categories	Instructors											
	Citizen			Permanent Resident			Non Citizen			Total		
	MF	M	F	MF	M	F	MF	M	F	MF	M	F
<b>Academic Qualification Total</b>	<b>41</b>	<b>23</b>	<b>18</b>	<b>0</b>	<b>0</b>	<b>0</b>	<b>2</b>	<b>2</b>	<b>0</b>	<b>43</b>	<b>25</b>	<b>18</b>
Ph.D.	1	0	1	0	0	0	0	0	0	1	0	1
Master's Degree	13	5	8	0	0	0	0	0	0	13	5	8
Post Graduate Diploma	1	1	0	0	0	0	0	0	0	1	1	0
Bachelor's Degree	16	12	4	0	0	0	0	0	0	16	12	4
HND, AD, Level 5 Diploma or Equivalent	9	5	4	0	0	0	0	0	0	9	5	4
HNC	0	0	0	0	0	0	0	0	0	0	0	0
BDTVEC ND, Diploma, HNTec, BTEC Level 3 Diploma or Equivalent	1	0	1	0	0	0	1	1	0	2	1	1
NTec, Skill Certificates or Equivalent	0	0	0	0	0	0	0	0	0	0	0	0
City & Guilds, ONC	0	0	0	0	0	0	0	0	0	0	0	0
BCGCE 'A' Level, STPU, SPS, STP	0	0	0	0	0	0	0	0	0	0	0	0
BCGCE 'O' Level, SPU, SPS	0	0	0	0	0	0	0	0	0	0	0	0
Below BCGCE 'O' Level	0	0	0	0	0	0	0	0	0	0	0	0
Others	0	0	0	0	0	0	1	1	0	1	1	0
<b>Trained and Untrained Total</b>	<b>41</b>	<b>23</b>	<b>18</b>	<b>0</b>	<b>0</b>	<b>0</b>	<b>2</b>	<b>2</b>	<b>0</b>	<b>43</b>	<b>25</b>	<b>18</b>
Trained Teachers	35	17	18	0	0	0	2	2	0	37	19	18
Untrained Teachers	6	6	0	0	0	0	0	0	0	6	6	0
<b>Terms of Service Total</b>	<b>41</b>	<b>23</b>	<b>18</b>	<b>0</b>	<b>0</b>	<b>0</b>	<b>2</b>	<b>2</b>	<b>0</b>	<b>43</b>	<b>25</b>	<b>18</b>
Permanent:												
Pension	2	2	0	0	0	0	0	0	0	2	2	0
TAP	30	13	17	0	0	0	0	0	0	30	13	17
Month to Month	2	2	0	0	0	0	0	0	0	2	2	0
Probation	6	5	1	0	0	0	0	0	0	6	5	1
Daily Paid	1	1	0	0	0	0	0	0	0	1	1	0
Contract	0	0	0	0	0	0	2	2	0	2	2	0
CFBT	0	0	0	0	0	0	0	0	0	0	0	0
<b>Age Group Total</b>	<b>41</b>	<b>23</b>	<b>18</b>	<b>0</b>	<b>0</b>	<b>0</b>	<b>2</b>	<b>2</b>	<b>0</b>	<b>43</b>	<b>25</b>	<b>18</b>
Below 20	0	0	0	0	0	0	0	0	0	0	0	0
20 - 24	0	0	0	0	0	0	0	0	0	0	0	0
25 - 29	12	8	4	0	0	0	0	0	0	12	8	4
30 - 34	11	6	5	0	0	0	0	0	0	11	6	5
35 - 39	7	1	6	0	0	0	0	0	0	7	1	6
40 - 44	2	1	1	0	0	0	0	0	0	2	1	1
45 - 49	5	3	2	0	0	0	0	0	0	5	3	2
50 - 54	4	4	0	0	0	0	0	0	0	4	4	0
55 - 59	0	0	0	0	0	0	2	2	0	2	2	0
60 and Above	0	0	0	0	0	0	0	0	0	0	0	0
<b>Service (Years) Total</b>	<b>41</b>	<b>23</b>	<b>18</b>	<b>0</b>	<b>0</b>	<b>0</b>	<b>2</b>	<b>2</b>	<b>0</b>	<b>43</b>	<b>25</b>	<b>18</b>
Below 1	0	0	0	0	0	0	0	0	0	0	0	0
1 - 2	1	1	0	0	0	0	0	0	0	1	1	0
3 - 5	15	9	6	0	0	0	0	0	0	15	9	6
6 - 10	11	5	6	0	0	0	0	0	0	11	5	6
11 - 15	6	3	3	0	0	0	0	0	0	6	3	3
16 - 20	3	1	2	0	0	0	1	1	0	4	2	2
21 - 25	5	4	1	0	0	0	1	1	0	6	5	1
26 and Above	0	0	0	0	0	0	0	0	0	0	0	0

**3.1.20 NUMBER OF INSTRUCTORS ACCORDING TO CITIZENSHIP AND GENDER BY ACADEMIC QUALIFICATION, TERMS OF SERVICE, AGE GROUP, YEARS OF SERVICE AND INSTITUTION FOR TECHNICAL VOCATIONAL**

**3.1.20.3 IBTE BUSINESS CAMPUS**

Categories	Instructors											
	Citizen			Permanent Resident			Non Citizen			Total		
	MF	M	F	MF	M	F	MF	M	F	MF	M	F
<b>Academic Qualification Total</b>	<b>54</b>	<b>16</b>	<b>38</b>	<b>2</b>	<b>0</b>	<b>2</b>	<b>5</b>	<b>3</b>	<b>2</b>	<b>61</b>	<b>19</b>	<b>42</b>
Ph.D.	0	0	0	0	0	0	0	0	0	0	0	0
Master's Degree	22	9	13	0	0	0	2	2	0	24	11	13
Post Graduate Diploma	0	0	0	0	0	0	0	0	0	0	0	0
Bachelor's Degree	25	5	20	2	0	2	3	1	2	30	6	24
HND, AD, Level 5 Diploma or Equivalent	7	2	5	0	0	0	0	0	0	7	2	5
HNC	0	0	0	0	0	0	0	0	0	0	0	0
BDTVEC ND, Diploma, HNTec, BTEC Level 3 Diploma or Equivalent	0	0	0	0	0	0	0	0	0	0	0	0
NTec, Skill Certificates or Equivalent	0	0	0	0	0	0	0	0	0	0	0	0
City & Guilds, ONC	0	0	0	0	0	0	0	0	0	0	0	0
BCGCE 'A' Level, STPU, SPS, STP	0	0	0	0	0	0	0	0	0	0	0	0
BCGCE 'O' Level, SPU, SPS	0	0	0	0	0	0	0	0	0	0	0	0
Below BCGCE 'O' Level	0	0	0	0	0	0	0	0	0	0	0	0
Others	0	0	0	0	0	0	0	0	0	0	0	0
<b>Trained and Untrained Total</b>	<b>54</b>	<b>16</b>	<b>38</b>	<b>2</b>	<b>0</b>	<b>2</b>	<b>5</b>	<b>3</b>	<b>2</b>	<b>61</b>	<b>19</b>	<b>42</b>
Trained Teachers	38	9	29	2	0	2	4	3	1	44	12	32
Untrained Teachers	16	7	9	0	0	0	1	0	1	17	7	10
<b>Terms of Service Total</b>	<b>54</b>	<b>16</b>	<b>38</b>	<b>2</b>	<b>0</b>	<b>2</b>	<b>5</b>	<b>3</b>	<b>2</b>	<b>61</b>	<b>19</b>	<b>42</b>
Permanent:												
Pension	0	0	0	0	0	0	0	0	0	0	0	0
TAP	43	11	32	1	0	1	0	0	0	44	11	33
Month to Month	0	0	0	1	0	1	0	0	0	1	0	1
Probation	5	1	4	0	0	0	0	0	0	5	1	4
Daily Paid	6	4	2	0	0	0	1	0	1	7	4	3
Contract	0	0	0	0	0	0	4	3	1	4	3	1
CFBT	0	0	0	0	0	0	0	0	0	0	0	0
<b>Age Group Total</b>	<b>54</b>	<b>16</b>	<b>38</b>	<b>2</b>	<b>0</b>	<b>2</b>	<b>5</b>	<b>3</b>	<b>2</b>	<b>61</b>	<b>19</b>	<b>42</b>
Below 20	0	0	0	0	0	0	0	0	0	0	0	0
20 - 24	3	1	2	0	0	0	0	0	0	3	1	2
25 - 29	11	6	5	0	0	0	0	0	0	11	6	5
30 - 34	17	4	13	0	0	0	0	0	0	17	4	13
35 - 39	12	4	8	0	0	0	0	0	0	12	4	8
40 - 44	6	0	6	0	0	0	1	1	0	7	1	6
45 - 49	3	0	3	1	0	1	1	1	0	5	1	4
50 - 54	1	1	0	0	0	0	1	0	1	2	1	1
55 - 59	1	0	1	1	0	1	1	1	0	3	1	2
60 and Above	0	0	0	0	0	0	1	0	1	1	0	1
<b>Service (Years) Total</b>	<b>54</b>	<b>16</b>	<b>38</b>	<b>2</b>	<b>0</b>	<b>2</b>	<b>5</b>	<b>3</b>	<b>2</b>	<b>61</b>	<b>19</b>	<b>42</b>
Below 1	6	3	3	0	0	0	0	0	0	6	3	3
1 - 2	5	3	2	0	0	0	0	0	0	5	3	2
3 - 5	9	1	8	1	0	1	0	0	0	10	1	9
6 - 10	19	6	13	1	0	1	0	0	0	20	6	14
11 - 15	10	2	8	0	0	0	2	2	0	12	4	8
16 - 20	4	0	4	0	0	0	2	0	2	6	0	6
21 - 25	0	0	0	0	0	0	0	0	0	0	0	0
26 and Above	1	1	0	0	0	0	1	1	0	2	2	0

**3.1.20 NUMBER OF INSTRUCTORS ACCORDING TO CITIZENSHIP AND GENDER BY ACADEMIC QUALIFICATION, TERMS OF SERVICE, AGE GROUP, YEARS OF SERVICE AND INSTITUTION FOR TECHNICAL VOCATIONAL**

**3.1.20.4 IBTE NAKHODA RAGAM CAMPUS**

Categories	Instructors											
	Citizen			Permanent Resident			Non Citizen			Total		
	MF	M	F	MF	M	F	MF	M	F	MF	M	F
<b>Academic Qualification Total</b>	<b>78</b>	<b>34</b>	<b>44</b>	<b>1</b>	<b>0</b>	<b>1</b>	<b>1</b>	<b>0</b>	<b>1</b>	<b>80</b>	<b>34</b>	<b>46</b>
Ph.D.	0	0	0	0	0	0	0	0	0	0	0	0
Master's Degree	19	8	11	0	0	0	1	0	1	20	8	12
Post Graduate Diploma	0	0	0	0	0	0	0	0	0	0	0	0
Bachelor's Degree	27	12	15	1	0	1	0	0	0	28	12	16
HND, AD, Level 5 Diploma or Equivalent	24	11	13	0	0	0	0	0	0	24	11	13
HNC	0	0	0	0	0	0	0	0	0	0	0	0
BDTVEC ND, Diploma, HNTec, BTEC Level 3 Diploma or Equivalent	3	1	2	0	0	0	0	0	0	3	1	2
NTec, Skill Certificates or Equivalent	0	0	0	0	0	0	0	0	0	0	0	0
City & Guilds, ONC	1	0	1	0	0	0	0	0	0	1	0	1
BCGCE 'A' Level, STPU, SPS, STP	0	0	0	0	0	0	0	0	0	0	0	0
BCGCE 'O' Level, SPU, SPS	4	2	2	0	0	0	0	0	0	4	2	2
Below BCGCE 'O' Level	0	0	0	0	0	0	0	0	0	0	0	0
Others	0	0	0	0	0	0	0	0	0	0	0	0
<b>Trained and Untrained Total</b>	<b>78</b>	<b>34</b>	<b>44</b>	<b>1</b>	<b>0</b>	<b>1</b>	<b>1</b>	<b>0</b>	<b>1</b>	<b>80</b>	<b>34</b>	<b>46</b>
Trained Teachers	55	21	34	0	0	0	1	0	1	56	21	35
Untrained Teachers	23	13	10	1	0	1	0	0	0	24	13	11
<b>Terms of Service Total</b>	<b>78</b>	<b>34</b>	<b>44</b>	<b>1</b>	<b>0</b>	<b>1</b>	<b>1</b>	<b>0</b>	<b>1</b>	<b>80</b>	<b>34</b>	<b>46</b>
Permanent:												
Pension	1	1	0	0	0	0	0	0	0	1	1	0
TAP	43	15	28	0	0	0	0	0	0	43	15	28
Month to Month	3	2	1	1	0	1	0	0	0	4	2	2
Probation	29	14	15	0	0	0	0	0	0	29	14	15
Daily Paid	2	2	0	0	0	0	0	0	0	2	2	0
Contract	0	0	0	0	0	0	1	0	1	1	0	1
CFBT	0	0	0	0	0	0	0	0	0	0	0	0
<b>Age Group Total</b>	<b>78</b>	<b>34</b>	<b>44</b>	<b>1</b>	<b>0</b>	<b>1</b>	<b>1</b>	<b>0</b>	<b>1</b>	<b>80</b>	<b>34</b>	<b>46</b>
Below 20	0	0	0	0	0	0	0	0	0	0	0	0
20 - 24	1	1	0	0	0	0	0	0	0	1	1	0
25 - 29	18	7	11	0	0	0	0	0	0	18	7	11
30 - 34	17	10	7	0	0	0	0	0	0	17	10	7
35 - 39	15	4	11	1	0	1	0	0	0	16	4	12
40 - 44	10	4	6	0	0	0	0	0	0	10	4	6
45 - 49	8	3	5	0	0	0	0	0	0	8	3	5
50 - 54	3	3	0	0	0	0	0	0	0	3	3	0
55 - 59	6	2	4	0	0	0	1	0	1	7	2	5
60 and Above	0	0	0	0	0	0	0	0	0	0	0	0
<b>Service (Years) Total</b>	<b>78</b>	<b>34</b>	<b>44</b>	<b>1</b>	<b>0</b>	<b>1</b>	<b>1</b>	<b>0</b>	<b>1</b>	<b>80</b>	<b>34</b>	<b>46</b>
Below 1	0	0	0	0	0	0	0	0	0	0	0	0
1 - 2	5	3	2	0	0	0	0	0	0	5	3	2
3 - 5	24	11	13	0	0	0	0	0	0	24	11	13
6 - 10	21	10	11	1	0	1	0	0	0	22	10	12
11 - 15	10	1	9	0	0	0	0	0	0	10	1	9
16 - 20	7	6	1	0	0	0	1	0	1	8	6	2
21 - 25	5	1	4	0	0	0	0	0	0	5	1	4
26 and Above	6	2	4	0	0	0	0	0	0	6	2	4



**3.1.20 NUMBER OF INSTRUCTORS ACCORDING TO CITIZENSHIP AND GENDER BY ACADEMIC QUALIFICATION, TERMS OF SERVICE, AGE GROUP, YEARS OF SERVICE AND INSTITUTION FOR TECHNICAL VOCATIONAL**

**3.1.20.5 IBTE AGRO-TECHNOLOGY CAMPUS**

Categories	Instructors											
	Citizen			Permanent Resident			Non Citizen			Total		
	MF	M	F	MF	M	F	MF	M	F	MF	M	F
<b>Academic Qualification Total</b>	<b>49</b>	<b>21</b>	<b>28</b>	<b>0</b>	<b>0</b>	<b>0</b>	<b>7</b>	<b>7</b>	<b>0</b>	<b>56</b>	<b>28</b>	<b>28</b>
Ph.D.	1	0	1	0	0	0	1	1	0	2	1	1
Master's Degree	23	10	13	0	0	0	4	4	0	27	14	13
Post Graduate Diploma	0	0	0	0	0	0	0	0	0	0	0	0
Bachelor's Degree	17	8	9	0	0	0	2	2	0	19	10	9
HND, AD, Level 5 Diploma or Equivalent	5	1	4	0	0	0	0	0	0	5	1	4
HNC	0	0	0	0	0	0	0	0	0	0	0	0
BDTVEC ND, Diploma, HNTec, BTEC Level 3 Diploma or Equivalent	1	1	0	0	0	0	0	0	0	1	1	0
NTec, Skill Certificates or Equivalent	0	0	0	0	0	0	0	0	0	0	0	0
City & Guilds, ONC	0	0	0	0	0	0	0	0	0	0	0	0
BCGCE 'A' Level, STPU, SPS, STP	1	0	1	0	0	0	0	0	0	1	0	1
BCGCE 'O' Level, SPU, SPS	1	1	0	0	0	0	0	0	0	1	1	0
Below BCGCE 'O' Level	0	0	0	0	0	0	0	0	0	0	0	0
Others	0	0	0	0	0	0	0	0	0	0	0	0
<b>Trained and Untrained Total</b>	<b>49</b>	<b>21</b>	<b>28</b>	<b>0</b>	<b>0</b>	<b>0</b>	<b>7</b>	<b>7</b>	<b>0</b>	<b>56</b>	<b>28</b>	<b>28</b>
Trained Teachers	41	16	25	0	0	0	2	2	0	43	18	25
Untrained Teachers	8	5	3	0	0	0	5	5	0	13	10	3
<b>Terms of Service Total</b>	<b>49</b>	<b>21</b>	<b>28</b>	<b>0</b>	<b>0</b>	<b>0</b>	<b>7</b>	<b>7</b>	<b>0</b>	<b>56</b>	<b>28</b>	<b>28</b>
Permanent:												
Pension	0	0	0	0	0	0	0	0	0	0	0	0
TAP	25	9	16	0	0	0	0	0	0	25	9	16
Month to Month	0	0	0	0	0	0	0	0	0	0	0	0
Probation	20	10	10	0	0	0	0	0	0	20	10	10
Daily Paid	4	2	2	0	0	0	0	0	0	4	2	2
Contract	0	0	0	0	0	0	7	7	0	7	7	0
CFBT	0	0	0	0	0	0	0	0	0	0	0	0
<b>Age Group Total</b>	<b>49</b>	<b>21</b>	<b>28</b>	<b>0</b>	<b>0</b>	<b>0</b>	<b>7</b>	<b>7</b>	<b>0</b>	<b>56</b>	<b>28</b>	<b>28</b>
Below 20	0	0	0	0	0	0	0	0	0	0	0	0
20 - 24	1	0	1	0	0	0	0	0	0	1	0	1
25 - 29	18	10	8	0	0	0	0	0	0	18	10	8
30 - 34	13	6	7	0	0	0	0	0	0	13	6	7
35 - 39	7	2	5	0	0	0	1	1	0	8	3	5
40 - 44	2	1	1	0	0	0	2	2	0	4	3	1
45 - 49	5	1	4	0	0	0	1	1	0	6	2	4
50 - 54	3	1	2	0	0	0	1	1	0	4	2	2
55 - 59	0	0	0	0	0	0	2	2	0	2	2	0
60 and Above	0	0	0	0	0	0	0	0	0	0	0	0
<b>Service (Years) Total</b>	<b>49</b>	<b>21</b>	<b>28</b>	<b>0</b>	<b>0</b>	<b>0</b>	<b>7</b>	<b>7</b>	<b>0</b>	<b>56</b>	<b>28</b>	<b>28</b>
Below 1	2	1	1	0	0	0	0	0	0	2	1	1
1 - 2	5	2	3	0	0	0	0	0	0	5	2	3
3 - 5	21	12	9	0	0	0	0	0	0	21	12	9
6 - 10	11	4	7	0	0	0	6	6	0	17	10	7
11 - 15	5	2	3	0	0	0	0	0	0	5	2	3
16 - 20	3	0	3	0	0	0	0	0	0	3	0	3
21 - 25	0	0	0	0	0	0	1	1	0	1	1	0
26 and Above	2	0	2	0	0	0	0	0	0	2	0	2

**3.1.20 NUMBER OF INSTRUCTORS ACCORDING TO CITIZENSHIP AND GENDER BY ACADEMIC QUALIFICATION, TERMS OF SERVICE, AGE GROUP, YEARS OF SERVICE AND INSTITUTION FOR TECHNICAL VOCATIONAL**

**3.1.20.6 IBTE JEFRI BOLKIAH CAMPUS**

Categories	Instructors											
	Citizen			Permanent Resident			Non Citizen			Total		
	MF	M	F	MF	M	F	MF	M	F	MF	M	F
<b>Academic Qualification Total</b>	<b>57</b>	<b>30</b>	<b>27</b>	<b>0</b>	<b>0</b>	<b>0</b>	<b>10</b>	<b>9</b>	<b>1</b>	<b>67</b>	<b>39</b>	<b>28</b>
Ph.D.	1	1	0	0	0	0	0	0	0	1	1	0
Master's Degree	12	11	1	0	0	0	0	0	0	12	11	1
Post Graduate Diploma	5	0	5	0	0	0	2	2	0	7	2	5
Bachelor's Degree	16	5	11	0	0	0	5	4	1	21	9	12
HND, AD, Level 5 Diploma or Equivalent	22	12	10	0	0	0	0	0	0	22	12	10
HNC	0	0	0	0	0	0	0	0	0	0	0	0
BDTVEC ND, Diploma, HNTec, BTEC Level 3 Diploma or Equivalent	1	1	0	0	0	0	1	1	0	2	2	0
NTec, Skill Certificates or Equivalent	0	0	0	0	0	0	2	2	0	2	2	0
City & Guilds, ONC	0	0	0	0	0	0	0	0	0	0	0	0
BCGCE 'A' Level, STPU, SPS, STP	0	0	0	0	0	0	0	0	0	0	0	0
BCGCE 'O' Level, SPU, SPS	0	0	0	0	0	0	0	0	0	0	0	0
Below BCGCE 'O' Level	0	0	0	0	0	0	0	0	0	0	0	0
Others	0	0	0	0	0	0	0	0	0	0	0	0
<b>Trained and Untrained Total</b>	<b>57</b>	<b>30</b>	<b>27</b>	<b>0</b>	<b>0</b>	<b>0</b>	<b>10</b>	<b>9</b>	<b>1</b>	<b>67</b>	<b>39</b>	<b>28</b>
Trained Teachers	47	23	24	0	0	0	10	9	1	57	32	25
Untrained Teachers	10	7	3	0	0	0	0	0	0	10	7	3
<b>Terms of Service Total</b>	<b>57</b>	<b>30</b>	<b>27</b>	<b>0</b>	<b>0</b>	<b>0</b>	<b>10</b>	<b>9</b>	<b>1</b>	<b>67</b>	<b>39</b>	<b>28</b>
Permanent:												
Pension	2	2	0	0	0	0	0	0	0	2	2	0
TAP	32	11	21	0	0	0	0	0	0	32	11	21
Month to Month	0	0	0	0	0	0	1	0	1	1	0	1
Probation	18	14	4	0	0	0	0	0	0	18	14	4
Daily Paid	5	3	2	0	0	0	0	0	0	5	3	2
Contract	0	0	0	0	0	0	9	9	0	9	9	0
CFBT	0	0	0	0	0	0	0	0	0	0	0	0
<b>Age Group Total</b>	<b>57</b>	<b>30</b>	<b>27</b>	<b>0</b>	<b>0</b>	<b>0</b>	<b>10</b>	<b>9</b>	<b>1</b>	<b>67</b>	<b>39</b>	<b>28</b>
Below 20	0	0	0	0	0	0	0	0	0	0	0	0
20 - 24	1	1	0	0	0	0	0	0	0	1	1	0
25 - 29	12	8	4	0	0	0	0	0	0	12	8	4
30 - 34	14	8	6	0	0	0	0	0	0	14	8	6
35 - 39	13	6	7	0	0	0	2	2	0	15	8	7
40 - 44	9	3	6	0	0	0	0	0	0	9	3	6
45 - 49	6	3	3	0	0	0	1	0	1	7	3	4
50 - 54	2	1	1	0	0	0	0	0	0	2	1	1
55 - 59	0	0	0	0	0	0	2	2	0	2	2	0
60 and Above	0	0	0	0	0	0	5	5	0	5	5	0
<b>Service (Years) Total</b>	<b>57</b>	<b>30</b>	<b>27</b>	<b>0</b>	<b>0</b>	<b>0</b>	<b>10</b>	<b>9</b>	<b>1</b>	<b>67</b>	<b>39</b>	<b>28</b>
Below 1	2	1	1	0	0	0	0	0	0	2	1	1
1 - 2	4	4	0	0	0	0	0	0	0	4	4	0
3 - 5	15	9	6	0	0	0	3	2	1	18	11	7
6 - 10	16	10	6	0	0	0	0	0	0	16	10	6
11 - 15	10	1	9	0	0	0	1	1	0	11	2	9
16 - 20	5	2	3	0	0	0	0	0	0	5	2	3
21 - 25	2	1	1	0	0	0	4	4	0	6	5	1
26 and Above	3	2	1	0	0	0	2	2	0	5	4	1

**3.1.20 NUMBER OF INSTRUCTORS ACCORDING TO CITIZENSHIP AND GENDER BY ACADEMIC QUALIFICATION, TERMS OF SERVICE, AGE GROUP, YEARS OF SERVICE AND INSTITUTION FOR TECHNICAL VOCATIONAL**

**3.1.20.7 IBTE SULTAN BOLKIAH CAMPUS**

Categories	Instructors											
	Citizen			Permanent Resident			Non Citizen			Total		
	MF	M	F	MF	M	F	MF	M	F	MF	M	F
<b>Academic Qualification Total</b>	<b>33</b>	<b>16</b>	<b>17</b>	<b>2</b>	<b>0</b>	<b>2</b>	<b>4</b>	<b>4</b>	<b>0</b>	<b>39</b>	<b>20</b>	<b>19</b>
Ph.D.	0	0	0	0	0	0	0	0	0	0	0	0
Master's Degree	6	3	3	0	0	0	1	1	0	7	4	3
Post Graduate Diploma	1	1	0	0	0	0	0	0	0	1	1	0
Bachelor's Degree	17	5	12	2	0	2	2	2	0	21	7	14
HND, AD, Level 5 Diploma or Equivalent	6	4	2	0	0	0	0	0	0	6	4	2
HNC	0	0	0	0	0	0	0	0	0	0	0	0
BDTVEC ND, Diploma, HNTec, BTEC Level 3 Diploma or Equivalent	3	3	0	0	0	0	1	1	0	4	4	0
NTec, Skill Certificates or Equivalent	0	0	0	0	0	0	0	0	0	0	0	0
City & Guilds, ONC	0	0	0	0	0	0	0	0	0	0	0	0
BCGCE 'A' Level, STPU, SPS, STP	0	0	0	0	0	0	0	0	0	0	0	0
BCGCE 'O' Level, SPU, SPS	0	0	0	0	0	0	0	0	0	0	0	0
Below BCGCE 'O' Level	0	0	0	0	0	0	0	0	0	0	0	0
Others	0	0	0	0	0	0	0	0	0	0	0	0
<b>Trained and Untrained Total</b>	<b>33</b>	<b>16</b>	<b>17</b>	<b>2</b>	<b>0</b>	<b>2</b>	<b>4</b>	<b>4</b>	<b>0</b>	<b>39</b>	<b>20</b>	<b>19</b>
Trained Teachers	24	11	13	1	0	1	4	4	0	29	15	14
Untrained Teachers	9	5	4	1	0	1	0	0	0	10	5	5
<b>Terms of Service Total</b>	<b>33</b>	<b>16</b>	<b>17</b>	<b>2</b>	<b>0</b>	<b>2</b>	<b>4</b>	<b>4</b>	<b>0</b>	<b>39</b>	<b>20</b>	<b>19</b>
Permanent:												
Pension	1	1	0	0	0	0	0	0	0	1	1	0
TAP	16	7	9	1	0	1	0	0	0	17	7	10
Month to Month	0	0	0	0	0	0	0	0	0	0	0	0
Probation	13	5	8	1	0	1	0	0	0	14	5	9
Daily Paid	3	3	0	0	0	0	0	0	0	3	3	0
Contract	0	0	0	0	0	0	4	4	0	4	4	0
CFBT	0	0	0	0	0	0	0	0	0	0	0	0
<b>Age Group Total</b>	<b>33</b>	<b>16</b>	<b>17</b>	<b>2</b>	<b>0</b>	<b>2</b>	<b>4</b>	<b>4</b>	<b>0</b>	<b>39</b>	<b>20</b>	<b>19</b>
Below 20	0	0	0	0	0	0	0	0	0	0	0	0
20 - 24	0	0	0	0	0	0	0	0	0	0	0	0
25 - 29	11	5	6	0	0	0	0	0	0	11	5	6
30 - 34	10	3	7	1	0	1	0	0	0	11	3	8
35 - 39	6	3	3	1	0	1	0	0	0	7	3	4
40 - 44	3	3	0	0	0	0	0	0	0	3	3	0
45 - 49	2	1	1	0	0	0	0	0	0	2	1	1
50 - 54	1	1	0	0	0	0	1	1	0	2	2	0
55 - 59	0	0	0	0	0	0	2	2	0	2	2	0
60 and Above	0	0	0	0	0	0	1	1	0	1	1	0
<b>Service (Years) Total</b>	<b>33</b>	<b>16</b>	<b>17</b>	<b>2</b>	<b>0</b>	<b>2</b>	<b>4</b>	<b>4</b>	<b>0</b>	<b>39</b>	<b>20</b>	<b>19</b>
Below 1	2	2	0	0	0	0	0	0	0	2	2	0
1 - 2	0	0	0	0	0	0	0	0	0	0	0	0
3 - 5	15	6	9	0	0	0	0	0	0	15	6	9
6 - 10	9	2	7	2	0	2	0	0	0	11	2	9
11 - 15	4	4	0	0	0	0	0	0	0	4	4	0
16 - 20	1	1	0	0	0	0	2	2	0	3	3	0
21 - 25	1	0	1	0	0	0	2	2	0	3	2	1
26 and Above	1	1	0	0	0	0	0	0	0	1	1	0

**3.1.21 NUMBER OF LECTURERS ACCORDING TO CITIZENSHIP AND GENDER BY ACADEMIC QUALIFICATION, TERMS OF SERVICE, AGE GROUP, YEARS OF SERVICE AND INSTITUTION FOR HIGHER EDUCATION**

**3.1.21.1 UNIVERSITI BRUNEI DARUSSALAM (UBD)**

Categories	Lecturers / Instructors											
	Citizen			Permanent			Non Citizen			Total		
	MF	M	F	MF	M	F	MF	M	F	MF	M	F
<b>Academic Qualification Total</b>	<b>224</b>	<b>70</b>	<b>154</b>	<b>0</b>	<b>0</b>	<b>0</b>	<b>110</b>	<b>97</b>	<b>13</b>	<b>334</b>	<b>167</b>	<b>167</b>
Ph.D.	146	47	99	0	0	0	110	97	13	256	144	112
Master's Degree	78	23	55	0	0	0	0	0	0	78	23	55
Post Graduate Diploma	0	0	0	0	0	0	0	0	0	0	0	0
Bachelor's Degree	0	0	0	0	0	0	0	0	0	0	0	0
HND, AD, Level 5 Diploma or Equivalent	0	0	0	0	0	0	0	0	0	0	0	0
HNC	0	0	0	0	0	0	0	0	0	0	0	0
BDTVEC ND, Diploma, HNTec, BTEC Level 3 Diploma or Equivalent	0	0	0	0	0	0	0	0	0	0	0	0
NTec, Skill Certificates or Equivalent	0	0	0	0	0	0	0	0	0	0	0	0
City & Guilds, ONC	0	0	0	0	0	0	0	0	0	0	0	0
BCGCE 'A' Level, STPU, SPS, STP	0	0	0	0	0	0	0	0	0	0	0	0
BCGCE 'O' Level, SPU, SPS	0	0	0	0	0	0	0	0	0	0	0	0
Below BCGCE 'O' Level	0	0	0	0	0	0	0	0	0	0	0	0
<b>Trained and Untrained Total</b>	<b>224</b>	<b>70</b>	<b>154</b>	<b>0</b>	<b>0</b>	<b>0</b>	<b>110</b>	<b>97</b>	<b>13</b>	<b>334</b>	<b>167</b>	<b>167</b>
Trained Teachers	224	70	154	0	0	0	110	97	13	334	167	167
Untrained Teachers	0	0	0	0	0	0	0	0	0	0	0	0
<b>Terms of Service Total</b>	<b>224</b>	<b>70</b>	<b>154</b>	<b>0</b>	<b>0</b>	<b>0</b>	<b>110</b>	<b>97</b>	<b>13</b>	<b>334</b>	<b>167</b>	<b>167</b>
<b>Permanent:</b>												
Pension	11	6	5	0	0	0	0	0	0	11	6	5
TAP	208	61	147	0	0	0	0	0	0	208	61	147
Month to Month	2	1	1	0	0	0	0	0	0	2	1	1
Probation	0	0	0	0	0	0	0	0	0	0	0	0
Daily Paid	0	0	0	0	0	0	0	0	0	0	0	0
Contract	3	2	1	0	0	0	110	97	13	113	99	14
CFBT	0	0	0	0	0	0	0	0	0	0	0	0
<b>Age Group Total</b>	<b>224</b>	<b>70</b>	<b>154</b>	<b>0</b>	<b>0</b>	<b>0</b>	<b>110</b>	<b>97</b>	<b>13</b>	<b>334</b>	<b>167</b>	<b>167</b>
Below 20	0	0	0	0	0	0	0	0	0	0	0	0
20 - 24	0	0	0	0	0	0	0	0	0	0	0	0
25 - 29	5	2	3	0	0	0	0	0	0	5	2	3
30 - 34	39	11	28	0	0	0	4	2	2	43	13	30
35 - 39	51	13	38	0	0	0	18	16	2	69	29	40
40 - 44	51	15	36	0	0	0	18	14	4	69	29	40
45 - 49	37	10	27	0	0	0	18	15	3	55	25	30
50 - 54	27	15	12	0	0	0	20	19	1	47	34	13
55 - 59	8	1	7	0	0	0	15	14	1	23	15	8
60 and Above	6	3	3	0	0	0	17	17	0	23	20	3
<b>Service (Years) Total</b>	<b>224</b>	<b>70</b>	<b>154</b>	<b>0</b>	<b>0</b>	<b>0</b>	<b>110</b>	<b>97</b>	<b>13</b>	<b>334</b>	<b>167</b>	<b>167</b>
Below 1	2	0	2	0	0	0	16	14	2	18	14	4
1 - 2	27	10	17	0	0	0	26	21	5	53	31	22
3 - 5	18	7	11	0	0	0	36	32	4	54	39	15
6 - 10	57	13	44	0	0	0	18	16	2	75	29	46
11 - 15	61	16	45	0	0	0	10	10	0	71	26	45
16 - 20	24	6	18	0	0	0	3	3	0	27	9	18
21 - 25	23	12	11	0	0	0	0	0	0	23	12	11
26 and Above	12	6	6	0	0	0	1	1	0	13	7	6

**3.1.21 NUMBER OF LECTURERS ACCORDING TO CITIZENSHIP AND GENDER BY ACADEMIC QUALIFICATION, TERMS OF SERVICE, AGE GROUP, YEARS OF SERVICE AND INSTITUTION FOR HIGHER EDUCATION**

**3.1.21.2 UNIVERSITI ISLAM SULTAN SHARIF ALI (UNISSA)**

Categories	Lecturers / Instructors											
	Citizen			Permanent			Non Citizen			Total		
	MF	M	F	MF	M	F	MF	M	F	MF	M	F
<b>Academic Qualification Total</b>	<b>45</b>	<b>11</b>	<b>34</b>	<b>2</b>	<b>0</b>	<b>2</b>	<b>33</b>	<b>31</b>	<b>2</b>	<b>80</b>	<b>42</b>	<b>38</b>
Ph.D.	16	5	11	2	0	2	33	31	2	51	36	15
Master's Degree	26	5	21	0	0	0	0	0	0	26	5	21
Post Graduate Diploma	0	0	0	0	0	0	0	0	0	0	0	0
Bachelor's Degree	3	1	2	0	0	0	0	0	0	3	1	2
HND, AD, Level 5 Diploma or Equivalent	0	0	0	0	0	0	0	0	0	0	0	0
HNC	0	0	0	0	0	0	0	0	0	0	0	0
BDTVEC ND, Diploma, HNTec, BTEC Level 3 Diploma or Equivalent	0	0	0	0	0	0	0	0	0	0	0	0
NTec, Skill Certificates or Equivalent	0	0	0	0	0	0	0	0	0	0	0	0
City & Guilds, ONC	0	0	0	0	0	0	0	0	0	0	0	0
BCGCE 'A' Level, STPU, SPS, STP	0	0	0	0	0	0	0	0	0	0	0	0
BCGCE 'O' Level, SPU, SPS	0	0	0	0	0	0	0	0	0	0	0	0
Below BCGCE 'O' Level	0	0	0	0	0	0	0	0	0	0	0	0
Others	0	0	0	0	0	0	0	0	0	0	0	0
<b>Trained and Untrained Total</b>	<b>45</b>	<b>11</b>	<b>34</b>	<b>2</b>	<b>0</b>	<b>2</b>	<b>33</b>	<b>31</b>	<b>2</b>	<b>80</b>	<b>42</b>	<b>38</b>
Trained Teachers	4	0	4	1	0	1	6	6	0	11	6	5
Untrained Teachers	41	11	30	1	0	1	27	25	2	69	36	33
<b>Terms of Service Total</b>	<b>45</b>	<b>11</b>	<b>34</b>	<b>2</b>	<b>0</b>	<b>2</b>	<b>33</b>	<b>31</b>	<b>2</b>	<b>80</b>	<b>42</b>	<b>38</b>
<b>Permanent:</b>												
Pension	1	1	0	0	0	0	0	0	0	1	1	0
TAP	33	5	28	0	0	0	0	0	0	33	5	28
Month to Month	0	0	0	1	0	1	0	0	0	1	0	1
Probation	11	5	6	0	0	0	0	0	0	11	5	6
Daily Paid	0	0	0	0	0	0	0	0	0	0	0	0
Contract	0	0	0	1	0	1	33	31	2	34	31	3
CFBT	0	0	0	0	0	0	0	0	0	0	0	0
<b>Age Group Total</b>	<b>45</b>	<b>11</b>	<b>34</b>	<b>2</b>	<b>0</b>	<b>2</b>	<b>33</b>	<b>31</b>	<b>2</b>	<b>80</b>	<b>42</b>	<b>38</b>
Below 20	0	0	0	0	0	0	0	0	0	0	0	0
20 - 24	0	0	0	0	0	0	0	0	0	0	0	0
25 - 29	3	1	2	0	0	0	0	0	0	3	1	2
30 - 34	10	3	7	0	0	0	0	0	0	10	3	7
35 - 39	9	1	8	1	0	1	2	2	0	12	3	9
40 - 44	15	5	10	0	0	0	5	4	1	20	9	11
45 - 49	7	1	6	0	0	0	6	5	1	13	6	7
50 - 54	0	0	0	0	0	0	6	6	0	6	6	0
55 - 59	1	0	1	1	0	1	7	7	0	9	7	2
60 and Above	0	0	0	0	0	0	7	7	0	7	7	0
<b>Service (Years) Total</b>	<b>45</b>	<b>11</b>	<b>34</b>	<b>2</b>	<b>0</b>	<b>2</b>	<b>33</b>	<b>31</b>	<b>2</b>	<b>80</b>	<b>42</b>	<b>38</b>
Below 1	4	2	2	0	0	0	3	3	0	7	5	2
1 - 2	4	3	1	1	0	1	15	13	2	20	16	4
3 - 5	5	0	5	0	0	0	9	9	0	14	9	5
6 - 10	10	0	10	0	0	0	3	3	0	13	3	10
11 - 15	10	4	6	1	0	1	2	2	0	13	6	7
16 - 20	5	1	4	0	0	0	1	1	0	6	2	4
21 - 25	5	0	5	0	0	0	0	0	0	5	0	5
26 and Above	2	1	1	0	0	0	0	0	0	2	1	1

**3.1.21 NUMBER OF LECTURERS ACCORDING TO CITIZENSHIP AND GENDER BY ACADEMIC QUALIFICATION, TERMS OF SERVICE, AGE GROUP, YEARS OF SERVICE AND INSTITUTION FOR HIGHER EDUCATION**

**3.1.21.3 UNIVERSITI TEKNOLOGI BRUNEI (UTB)**

Categories	Lecturers / Instructors											
	Citizen			Permanent			Non Citizen			Total		
	MF	M	F	MF	M	F	MF	M	F	MF	M	F
<b>Academic Qualification Total</b>	<b>83</b>	<b>44</b>	<b>39</b>	<b>3</b>	<b>1</b>	<b>2</b>	<b>49</b>	<b>46</b>	<b>3</b>	<b>135</b>	<b>91</b>	<b>44</b>
Ph.D.	29	16	13	1	0	1	49	46	3	79	62	17
Master's Degree	50	25	25	2	1	1	0	0	0	52	26	26
Post Graduate Diploma	0	0	0	0	0	0	0	0	0	0	0	0
Bachelor's Degree	4	3	1	0	0	0	0	0	0	4	3	1
HND, AD, Level 5 Diploma or Equivalent	0	0	0	0	0	0	0	0	0	0	0	0
HNC	0	0	0	0	0	0	0	0	0	0	0	0
BDTVEC ND, Diploma, HNTec, BTEC Level 3 Diploma or Equivalent	0	0	0	0	0	0	0	0	0	0	0	0
NTec, Skill Certificates or Equivalent	0	0	0	0	0	0	0	0	0	0	0	0
City & Guilds, ONC	0	0	0	0	0	0	0	0	0	0	0	0
BCGCE 'A' Level, STPU, SPS, STP	0	0	0	0	0	0	0	0	0	0	0	0
BCGCE 'O' Level, SPU, SPS	0	0	0	0	0	0	0	0	0	0	0	0
Below BCGCE 'O' Level	0	0	0	0	0	0	0	0	0	0	0	0
Others	0	0	0	0	0	0	0	0	0	0	0	0
<b>Trained and Untrained Total</b>	<b>83</b>	<b>44</b>	<b>39</b>	<b>3</b>	<b>1</b>	<b>2</b>	<b>49</b>	<b>46</b>	<b>3</b>	<b>135</b>	<b>91</b>	<b>44</b>
Trained Teachers	51	26	25	0	0	0	0	0	0	51	26	25
Untrained Teachers	32	18	14	3	1	2	49	46	3	84	65	19
<b>Terms of Service Total</b>	<b>83</b>	<b>44</b>	<b>39</b>	<b>3</b>	<b>1</b>	<b>2</b>	<b>49</b>	<b>46</b>	<b>3</b>	<b>135</b>	<b>91</b>	<b>44</b>
<b>Permanent:</b>												
Pension	1	1	0	0	0	0	0	0	0	1	1	0
TAP	79	42	37	0	0	0	0	0	0	79	42	37
Month to Month	0	0	0	3	1	2	0	0	0	3	1	2
Probation	3	1	2	0	0	0	0	0	0	3	1	2
Daily Paid	0	0	0	0	0	0	0	0	0	0	0	0
Contract	0	0	0	0	0	0	49	46	3	49	46	3
CFBT	0	0	0	0	0	0	0	0	0	0	0	0
<b>Age Group Total</b>	<b>83</b>	<b>44</b>	<b>39</b>	<b>3</b>	<b>1</b>	<b>2</b>	<b>49</b>	<b>46</b>	<b>3</b>	<b>135</b>	<b>91</b>	<b>44</b>
Below 20	0	0	0	0	0	0	0	0	0	0	0	0
20 - 24	0	0	0	0	0	0	0	0	0	0	0	0
25 - 29	3	2	1	0	0	0	0	0	0	3	2	1
30 - 34	15	6	9	0	0	0	1	1	0	16	7	9
35 - 39	32	16	16	0	0	0	3	3	0	35	19	16
40 - 44	13	6	7	1	0	1	8	8	0	22	14	8
45 - 49	15	9	6	0	0	0	11	11	0	26	20	6
50 - 54	4	4	0	1	1	0	9	8	1	14	13	1
55 - 59	1	1	0	1	0	1	12	10	2	14	11	3
60 and Above	0	0	0	0	0	0	5	5	0	5	5	0
<b>Service (Years) Total</b>	<b>83</b>	<b>44</b>	<b>39</b>	<b>3</b>	<b>1</b>	<b>2</b>	<b>49</b>	<b>46</b>	<b>3</b>	<b>135</b>	<b>91</b>	<b>44</b>
Below 1	5	1	4	0	0	0	12	9	3	17	10	7
1 - 2	1	1	0	0	0	0	16	16	0	17	17	0
3 - 5	6	4	2	0	0	0	16	16	0	22	20	2
6 - 10	18	8	10	0	0	0	3	3	0	21	11	10
11 - 15	30	14	16	1	0	1	0	0	0	31	14	17
16 - 20	13	10	3	1	1	0	1	1	0	15	12	3
21 - 25	8	4	4	0	0	0	0	0	0	8	4	4
26 and Above	2	2	0	1	0	1	1	1	0	4	3	1

**3.1.21 NUMBER OF LECTURERS ACCORDING TO CITIZENSHIP AND GENDER BY ACADEMIC QUALIFICATION, TERMS OF SERVICE, AGE GROUP, YEARS OF SERVICE AND INSTITUTION FOR HIGHER EDUCATION**

**3.1.21.4 POLITEKNIK BRUNEI (PB)**

Categories	Lecturers / Instructors											
	Citizen			Permanent			Non Citizen			Total		
	MF	M	F	MF	M	F	MF	M	F	MF	M	F
<b>Academic Qualification Total</b>	<b>115</b>	<b>55</b>	<b>60</b>	<b>6</b>	<b>3</b>	<b>3</b>	<b>4</b>	<b>3</b>	<b>1</b>	<b>125</b>	<b>61</b>	<b>64</b>
Ph.D.	5	1	4	0	0	0	1	1	0	6	2	4
Master's Degree	45	24	21	2	1	1	3	2	1	50	27	23
Post Graduate Diploma	0	0	0	1	0	1	0	0	0	1	0	1
Bachelor's Degree	65	30	35	3	2	1	0	0	0	68	32	36
HND, AD, Level 5 Diploma or Equivalent	0	0	0	0	0	0	0	0	0	0	0	0
HNC	0	0	0	0	0	0	0	0	0	0	0	0
BDTVEC ND, Diploma, HNTec, BTEC Level 3 Diploma or Equivalent	0	0	0	0	0	0	0	0	0	0	0	0
NTec, Skill Certificates or Equivalent	0	0	0	0	0	0	0	0	0	0	0	0
City & Guilds, ONC	0	0	0	0	0	0	0	0	0	0	0	0
BCGCE 'A' Level, STPU, SPS, STP	0	0	0	0	0	0	0	0	0	0	0	0
BCGCE 'O' Level, SPU, SPS	0	0	0	0	0	0	0	0	0	0	0	0
Below BCGCE 'O' Level	0	0	0	0	0	0	0	0	0	0	0	0
Others	0	0	0	0	0	0	0	0	0	0	0	0
<b>Trained and Untrained Total</b>	<b>115</b>	<b>55</b>	<b>60</b>	<b>6</b>	<b>3</b>	<b>3</b>	<b>4</b>	<b>3</b>	<b>1</b>	<b>125</b>	<b>61</b>	<b>64</b>
Trained Teachers	42	20	22	1	0	1	1	1	0	44	21	23
Untrained Teachers	73	35	38	5	3	2	3	2	1	81	40	41
<b>Terms of Service Total</b>	<b>115</b>	<b>55</b>	<b>60</b>	<b>6</b>	<b>3</b>	<b>3</b>	<b>4</b>	<b>3</b>	<b>1</b>	<b>125</b>	<b>61</b>	<b>64</b>
<b>Permanent:</b>												
Pension	1	1	0	0	0	0	0	0	0	1	1	0
TAP	76	37	39	1	0	1	0	0	0	77	37	40
Month to Month	0	0	0	0	0	0	0	0	0	0	0	0
Probation	0	0	0	0	0	0	0	0	0	0	0	0
Daily Paid	38	17	21	5	3	2	0	0	0	43	20	23
Contract	0	0	0	0	0	0	4	3	1	4	3	1
CFBT	0	0	0	0	0	0	0	0	0	0	0	0
<b>Age Group Total</b>	<b>115</b>	<b>55</b>	<b>60</b>	<b>6</b>	<b>3</b>	<b>3</b>	<b>4</b>	<b>3</b>	<b>1</b>	<b>125</b>	<b>61</b>	<b>64</b>
Below 20	0	0	0	0	0	0	0	0	0	0	0	0
20 - 24	0	0	0	0	0	0	0	0	0	0	0	0
25 - 29	41	17	24	0	0	0	0	0	0	41	17	24
30 - 34	40	19	21	2	2	0	0	0	0	42	21	21
35 - 39	10	6	4	3	1	2	0	0	0	13	7	6
40 - 44	10	5	5	0	0	0	1	1	0	11	6	5
45 - 49	9	5	4	0	0	0	2	1	1	11	6	5
50 - 54	5	3	2	0	0	0	0	0	0	5	3	2
55 - 59	0	0	0	1	0	1	1	1	0	2	1	1
60 and Above	0	0	0	0	0	0	0	0	0	0	0	0
<b>Service (Years) Total</b>	<b>115</b>	<b>55</b>	<b>60</b>	<b>6</b>	<b>3</b>	<b>3</b>	<b>4</b>	<b>3</b>	<b>1</b>	<b>125</b>	<b>61</b>	<b>64</b>
Below 1	1	1	0	0	0	0	0	0	0	1	1	0
1 - 2	36	16	20	0	0	0	4	3	1	40	19	21
3 - 5	50	27	23	3	1	2	0	0	0	53	28	25
6 - 10	28	11	17	3	2	1	0	0	0	31	13	18
11 - 15	0	0	0	0	0	0	0	0	0	0	0	0
16 - 20	0	0	0	0	0	0	0	0	0	0	0	0
21 - 25	0	0	0	0	0	0	0	0	0	0	0	0
26 and Above	0	0	0	0	0	0	0	0	0	0	0	0







EDUCATION  
**3.2** STATISTICS ON  
 MINISTRY OF  
 RELIGIOUS AFFAIRS

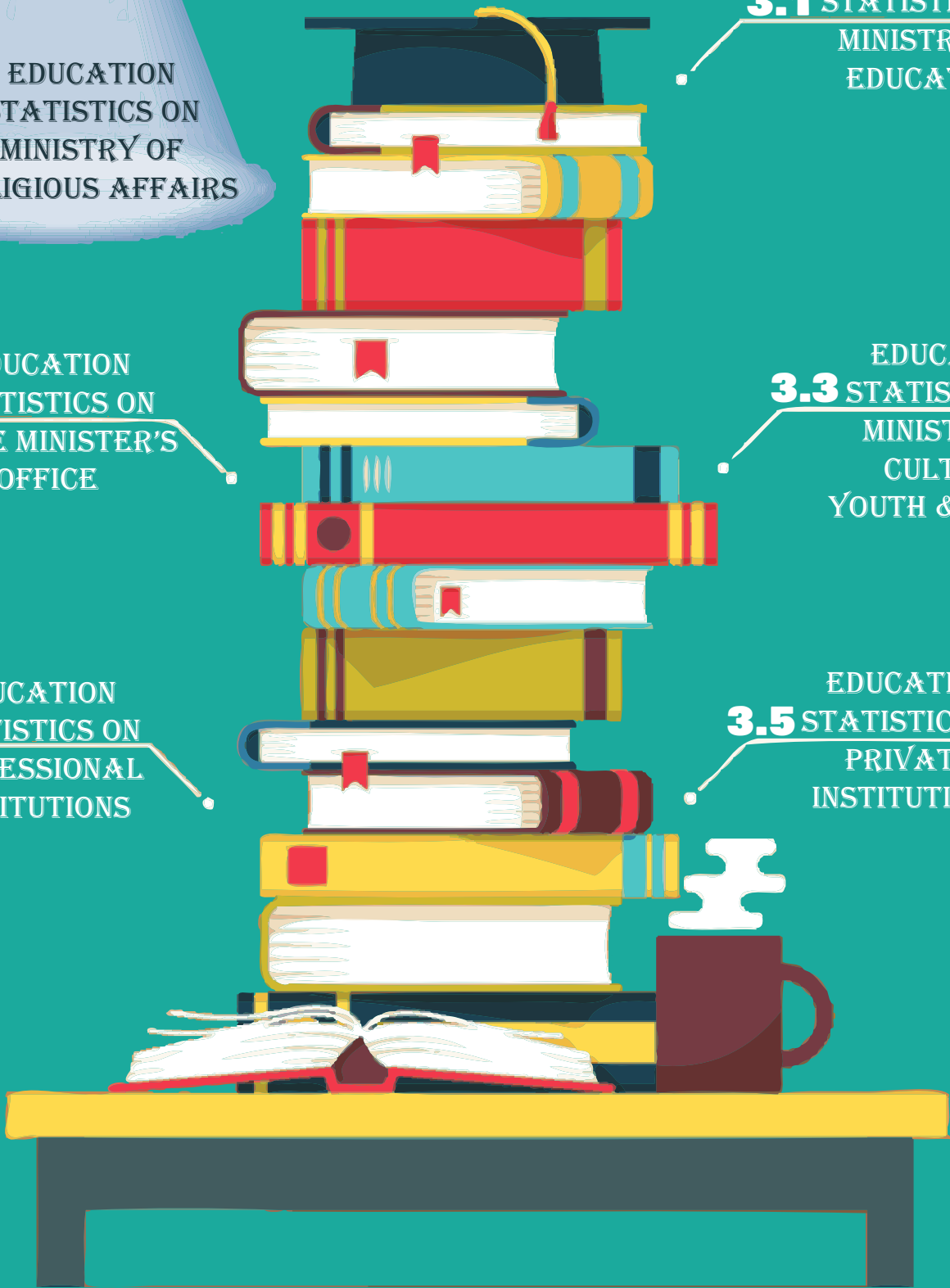
EDUCATION  
**3.1** STATISTICS ON  
 MINISTRY OF  
 EDUCATION

EDUCATION  
**3.4** STATISTICS ON  
 PRIME MINISTER'S  
 OFFICE

EDUCATION  
**3.3** STATISTICS ON  
 MINISTRY OF  
 CULTURE,  
 YOUTH & SPORTS

EDUCATION  
**3.6** STATISTICS ON  
 PROFESSIONAL  
 INSTITUTIONS

EDUCATION  
**3.5** STATISTICS ON  
 PRIVATE  
 INSTITUTIONS





### 3.2.1 NUMBER OF INSTITUTIONS ACCORDING TO EDUCATION LEVEL BY DISTRICT

District	Technical Vocational	Higher Education	Total
<b>Total</b>	<b>z</b>	<b>1</b>	<b>1</b>
Brunei Muara	z	1	1
Tutong	z	z	z
Belait	z	z	z
Temburong	z	z	z

### 3.2.2 ENROLMENT ACCORDING TO EDUCATION LEVEL AND GENDER BY DISTRICT

District	Technical Vocational			Higher Education			Total		
	MF	M	F	MF	M	F	MF	M	F
<b>Total</b>	<b>z</b>	<b>z</b>	<b>z</b>	<b>773</b>	<b>276</b>	<b>497</b>	<b>773</b>	<b>276</b>	<b>497</b>
Brunei Muara	z	z	z	773	276	497	773	276	497
Tutong	z	z	z	z	z	z	z	z	z
Belait	z	z	z	z	z	z	z	z	z
Temburong	z	z	z	z	z	z	z	z	z

### 3.2.3 NUMBER OF INSTRUCTORS/LECTURERS ACCORDING TO EDUCATION LEVEL AND GENDER BY DISTRICT

District	Technical Vocational			Higher Education			Total		
	MF	M	F	MF	M	F	MF	M	F
<b>Total</b>	<b>z</b>	<b>z</b>	<b>z</b>	<b>47</b>	<b>30</b>	<b>17</b>	<b>47</b>	<b>30</b>	<b>17</b>
Brunei Muara	z	z	z	47	30	17	47	30	17
Tutong	z	z	z	z	z	z	z	z	z
Belait	z	z	z	z	z	z	z	z	z
Temburong	z	z	z	z	z	z	z	z	z

### 3.2.4 ENROLMENT AND NUMBER OF INSTRUCTORS/LECTURERS ACCORDING TO GENDER BY EDUCATION LEVEL FOR HIGHER EDUCATION

Education Level	Students			Instructors/Lecturers		
	MF	M	F	MF	M	F
<b>Higher Education Total</b>	<b>773</b>	<b>276</b>	<b>497</b>	<b>47</b>	<b>30</b>	<b>17</b>
Year 1	218	82	136	47	30	17
Year 2	166	65	101			
Year 3	283	108	175			
Year 4	106	21	85			
Year 5	z	z	z			
Year 6	z	z	z			

**Note:**

z - Data is not applicable

### 3.2.5 ENROLMENT ACCORDING TO EDUCATION LEVEL AND GENDER BY DISTRICT FOR HIGHER EDUCATION

District	Year 1			Year 2			Year 3			Year 4			Year 5			Year 6			Total		
	MF	M	F	MF	M	F	MF	M	F	MF	M	F	MF	M	F	MF	M	F	MF	M	F
<b>Higher Education Total</b>	<b>218</b>	<b>82</b>	<b>136</b>	<b>166</b>	<b>65</b>	<b>101</b>	<b>283</b>	<b>108</b>	<b>175</b>	<b>106</b>	<b>21</b>	<b>85</b>	<b>0</b>	<b>0</b>	<b>0</b>	<b>0</b>	<b>0</b>	<b>0</b>	<b>773</b>	<b>276</b>	<b>497</b>
Brunei Muara	218	82	136	166	65	101	283	108	175	106	21	85	z	z	z	z	z	z	773	276	497
Tutong	z	z	z	z	z	z	z	z	z	z	z	z	z	z	z	z	z	z	z	z	z
Belait	z	z	z	z	z	z	z	z	z	z	z	z	z	z	z	z	z	z	z	z	z
Temburong	z	z	z	z	z	z	z	z	z	z	z	z	z	z	z	z	z	z	z	z	z

### 3.2.6 NUMBER OF NEW STUDENTS AND REPEATERS ACCORDING TO GENDER BY EDUCATION LEVEL FOR HIGHER EDUCATION

Education Level	New Students			Repeaters			Total		
	MF	M	F	MF	M	F	MF	M	F
<b>Higher Education Total</b>	<b>773</b>	<b>276</b>	<b>497</b>	<b>0</b>	<b>0</b>	<b>0</b>	<b>773</b>	<b>276</b>	<b>497</b>
Year 1	218	82	136	0	0	0	218	82	136
Year 2	166	65	101	0	0	0	166	65	101
Year 3	283	108	175	0	0	0	283	108	175
Year 4	106	21	85	0	0	0	106	21	85
Year 5	z	z	z	z	z	z	z	z	z
Year 6	z	z	z	z	z	z	z	z	z

**Note:**

z - Data is not applicable

### 3.2.7 ENROLMENT ACCORDING TO AGE BY EDUCATION LEVEL AND GENDER FOR HIGHER EDUCATION

Education Level	Gender	Age (in years)																										Total	
		≤ 15	15	16	17	18	19	20	21	22	23	24	25	26	27	28	29	30	31	32	33	34	35-39	40-44	45-49	50-54	55-59		≥ 59
Higher Education Total	MF	0	0	0	0	33	65	82	75	114	113	59	31	41	33	16	17	18	20	10	6	7	20	10	2	1	0	0	773
	M	0	0	0	0	11	27	30	30	49	39	25	7	9	12	2	5	5	8	2	2	2	5	4	2	0	0	0	276
	F	0	0	0	0	22	38	52	45	65	74	34	24	32	21	14	12	13	12	8	4	5	15	6	0	1	0	0	497
Year 1	MF	0	0	0	0	28	52	35	4	3	10	11	7	9	9	5	4	9	9	7	4	3	7	2	0	0	0	0	218
	M	0	0	0	0	10	21	11	1	1	4	4	1	4	6	2	1	4	5	1	2	1	2	1	0	0	0	0	82
	F	0	0	0	0	18	31	24	3	2	6	7	6	5	3	3	3	5	4	6	2	2	5	1	0	0	0	0	136
Year 2	MF	0	0	0	0	5	13	44	37	21	18	6	4	1	2	1	2	1	1	1	0	0	3	4	1	1	0	0	166
	M	0	0	0	0	1	6	17	18	10	5	3	1	0	1	0	1	0	0	0	0	0	1	0	1	0	0	0	65
	F	0	0	0	0	4	7	27	19	11	13	3	3	1	1	1	1	1	1	1	0	0	2	4	0	1	0	0	101
Year 3	MF	0	0	0	0	0	0	3	34	84	67	25	15	24	9	2	5	3	4	1	0	0	6	1	0	0	0	0	283
	M	0	0	0	0	0	0	2	11	36	27	12	5	5	4	0	2	0	2	0	0	0	1	1	0	0	0	0	108
	F	0	0	0	0	0	0	1	23	48	40	13	10	19	5	2	3	3	2	1	0	0	5	0	0	0	0	0	175
Year 4	MF	0	0	0	0	0	0	0	0	6	18	17	5	7	13	8	6	5	6	1	2	4	4	3	1	0	0	0	106
	M	0	0	0	0	0	0	0	0	2	3	6	0	0	1	0	1	1	1	1	0	1	1	2	1	0	0	0	21
	F	0	0	0	0	0	0	0	0	4	15	11	5	7	12	8	5	4	5	0	2	3	3	1	0	0	0	0	85
Year 5	MF	z	z	z	z	z	z	z	z	z	z	z	z	z	z	z	z	z	z	z	z	z	z	z	z	z	z	z	z
	M	z	z	z	z	z	z	z	z	z	z	z	z	z	z	z	z	z	z	z	z	z	z	z	z	z	z	z	z
	F	z	z	z	z	z	z	z	z	z	z	z	z	z	z	z	z	z	z	z	z	z	z	z	z	z	z	z	z
Year 6	MF	z	z	z	z	z	z	z	z	z	z	z	z	z	z	z	z	z	z	z	z	z	z	z	z	z	z	z	z
	M	z	z	z	z	z	z	z	z	z	z	z	z	z	z	z	z	z	z	z	z	z	z	z	z	z	z	z	z
	F	z	z	z	z	z	z	z	z	z	z	z	z	z	z	z	z	z	z	z	z	z	z	z	z	z	z	z	z

**Note:**

z - Data is not applicable

### 3.2.8 ENROLMENT ACCORDING TO RACE AND CITIZENSHIP BY EDUCATION LEVEL AND GENDER FOR HIGHER EDUCATION

Education Level	Gender	Malay			Other Indigenous			Chinese			Others			Total			
		C	PR	NC	C	PR	NC	C	PR	NC	C	PR	NC	C	PR	NC	TOTAL
Higher Education Total	MF	771	0	0	0	0	0	0	0	0	2	0	0	773	0	0	773
	M	276	0	0	0	0	0	0	0	0	0	0	0	276	0	0	276
	F	495	0	0	0	0	0	0	0	0	2	0	0	497	0	0	497
Year 1	MF	218	0	0	0	0	0	0	0	0	0	0	0	218	0	0	218
	M	82	0	0	0	0	0	0	0	0	0	0	0	82	0	0	82
	F	136	0	0	0	0	0	0	0	0	0	0	0	136	0	0	136
Year 2	MF	166	0	0	0	0	0	0	0	0	0	0	0	166	0	0	166
	M	65	0	0	0	0	0	0	0	0	0	0	0	65	0	0	65
	F	101	0	0	0	0	0	0	0	0	0	0	0	101	0	0	101
Year 3	MF	283	0	0	0	0	0	0	0	0	0	0	0	283	0	0	283
	M	108	0	0	0	0	0	0	0	0	0	0	0	108	0	0	108
	F	175	0	0	0	0	0	0	0	0	0	0	0	175	0	0	175
Year 4	MF	104	0	0	0	0	0	0	0	0	2	0	0	106	0	0	106
	M	21	0	0	0	0	0	0	0	0	0	0	0	21	0	0	21
	F	83	0	0	0	0	0	0	0	0	2	0	0	85	0	0	85
Year 5	MF	z	z	z	z	z	z	z	z	z	z	z	z	z	z	z	z
	M	z	z	z	z	z	z	z	z	z	z	z	z	z	z	z	z
	F	z	z	z	z	z	z	z	z	z	z	z	z	z	z	z	z
Year 6	MF	z	z	z	z	z	z	z	z	z	z	z	z	z	z	z	z
	M	z	z	z	z	z	z	z	z	z	z	z	z	z	z	z	z
	F	z	z	z	z	z	z	z	z	z	z	z	z	z	z	z	z

**Note:**

z - Data is not applicable

### 3.2.9 INTAKE, ENROLMENT, AND GRADUATES ACCORDING TO GENDER BY INSTITUTION, AWARD LEVEL, AND FIELD OF EDUCATION FOR HIGHER EDUCATION

Field of Education	Intake			Enrolment			Graduates		
	MF	M	F	MF	M	F	MF	M	F
<b>KUPUSB Total</b>	<b>218</b>	<b>82</b>	<b>136</b>	<b>773</b>	<b>276</b>	<b>497</b>	<b>233</b>	<b>68</b>	<b>165</b>
<b>Doctor of Philosophy Total</b>	<b>8</b>	<b>4</b>	<b>4</b>	<b>23</b>	<b>12</b>	<b>11</b>	<b>0</b>	<b>0</b>	<b>0</b>
Teacher Training	8	4	4	23	12	11	0	0	0
<b>Master's Degree Total</b>	<b>21</b>	<b>9</b>	<b>12</b>	<b>52</b>	<b>18</b>	<b>34</b>	<b>24</b>	<b>6</b>	<b>18</b>
Teacher Training	21	9	12	52	18	34	24	6	18
<b>Postgraduate Diploma Total</b>	<b>55</b>	<b>22</b>	<b>33</b>	<b>55</b>	<b>22</b>	<b>33</b>	<b>22</b>	<b>2</b>	<b>20</b>
Teacher Training	55	22	33	55	22	33	22	2	20
<b>Bachelor's Degree Total</b>	<b>44</b>	<b>13</b>	<b>31</b>	<b>376</b>	<b>119</b>	<b>257</b>	<b>110</b>	<b>34</b>	<b>76</b>
Teacher Training	44	13	31	376	119	257	110	34	76
<b>Higher National Diploma Total</b>	<b>86</b>	<b>33</b>	<b>53</b>	<b>263</b>	<b>104</b>	<b>159</b>	<b>77</b>	<b>26</b>	<b>51</b>
Teacher Training	86	33	53	263	104	159	77	26	51
<b>Diploma Total</b>	<b>4</b>	<b>1</b>	<b>3</b>	<b>4</b>	<b>1</b>	<b>3</b>	<b>0</b>	<b>0</b>	<b>0</b>
Diploma Pengajian Seni Al Quran	4	1	3	4	1	3	0	0	0

### 3.2.10 HIGHER EDUCATION INTAKE, ENROLMENTS, AND GRADUATES ACCORDING TO GENDER BY INSTITUTION, AWARD LEVEL, FIELD OF EDUCATION, AND PROGRAMME

Field of Education	Intake			Enrolment			Graduates		
	MF	M	F	MF	M	F	MF	M	F
<b>KUPUSB Total</b>	<b>214</b>	<b>81</b>	<b>133</b>	<b>769</b>	<b>275</b>	<b>494</b>	<b>233</b>	<b>68</b>	<b>165</b>
<b>Doctor of Philosophy Total</b>	<b>8</b>	<b>4</b>	<b>4</b>	<b>23</b>	<b>12</b>	<b>11</b>	<b>0</b>	<b>0</b>	<b>0</b>
Ijazah Doktor Falsafah (Syariah)	1	0	1	1	0	1	0	0	0
Ijazah Doktor Falsafah (Pendidikan)	5	3	2	18	10	8	0	0	0
Ijazah Doktor Falsafah (Bahasa Arab)	0	0	0	1	0	1	0	0	0
Ijazah Doktor Falsafah (Ahli Sunah Wal Jama'ah)	2	1	1	3	2	1	0	0	0
<b>Master's Degree Total</b>	<b>21</b>	<b>9</b>	<b>12</b>	<b>52</b>	<b>18</b>	<b>34</b>	<b>24</b>	<b>6</b>	<b>18</b>
Sarjana Perguruan Agama (Syariah)	4	0	4	4	0	4	0	0	0
Sarjana Perguruan Agama (Pendidikan Islam)	17	9	8	39	13	26	13	3	10
Sarjana Perguruan Agama (Pengurusan dan Pentadbiran)	0	0	0	2	1	1	2	1	1
Sarjana Perguruan Agama (Kurikulum)	0	0	0	2	0	2	3	1	2
Sarjana Perguruan Agama (Sastera Islam)	0	0	0	1	0	1	5	0	5
Sarjana Perguruan Agama (Penyeliaan)	0	0	0	2	2	0	1	1	0
Sarjana Perguruan (Bahasa Arab)	0	0	0	2	2	0	0	0	0
<b>Postgraduate Diploma Total</b>	<b>55</b>	<b>22</b>	<b>33</b>	<b>55</b>	<b>22</b>	<b>33</b>	<b>22</b>	<b>2</b>	<b>20</b>
Diploma Perguruan Agama Lepas Ijazah (Pendidikan)	18	9	9	18	9	9	19	1	18
Diploma Perguruan Agama Lepas Ijazah (Khas)	33	12	21	33	12	21	0	0	0
Diploma Perguruan Agama Lepas Ijazah (Bahasa Arab)	4	1	3	4	1	3	3	1	2
<b>Bachelor's Degree Total</b>	<b>44</b>	<b>13</b>	<b>31</b>	<b>376</b>	<b>119</b>	<b>257</b>	<b>110</b>	<b>34</b>	<b>76</b>
Sarjana Muda Perguruan Agama (Syariah)	0	0	0	54	8	46	75	20	55
Sarjana Muda Perguruan Agama (Usuluddin)	0	0	0	44	8	36	35	14	21
Sarjana Muda Perguruan Agama (Pendidikan)	42	12	30	268	97	171	0	0	0
Sarjana Muda Perguruan Agama (B.Arab)	2	1	1	10	6	4	0	0	0
<b>Higher National Diploma Total</b>	<b>86</b>	<b>33</b>	<b>53</b>	<b>263</b>	<b>104</b>	<b>159</b>	<b>77</b>	<b>26</b>	<b>51</b>
Diploma Tertinggi Perguruan Agama	86	33	53	263	104	159	77	26	51
<b>Diploma Total</b>	<b>4</b>	<b>1</b>	<b>3</b>	<b>4</b>	<b>1</b>	<b>3</b>	<b>0</b>	<b>0</b>	<b>0</b>
Diploma Pengajian (Seni Quran)	4	1	3	4	1	3	0	0	0



**3.2.11 HIGHER EDUCATION ENROLMENTS ACCORDING TO EDUCATION LEVEL AND GENDER BY INSTITUTION, FACULTY, AND PROGRAMME**

Programme	Education Level																				
	Year 1			Year 2			Year 3			Year 4			Year 5			Year 6			Total		
	MF	M	F	MF	M	F	MF	M	F	MF	M	F	MF	M	F	MF	M	F	MF	M	F
<b>KUPUSB Total</b>	<b>218</b>	<b>82</b>	<b>136</b>	<b>166</b>	<b>65</b>	<b>101</b>	<b>283</b>	<b>108</b>	<b>175</b>	<b>106</b>	<b>21</b>	<b>85</b>	<b>0</b>	<b>0</b>	<b>0</b>	<b>0</b>	<b>0</b>	<b>0</b>	<b>773</b>	<b>276</b>	<b>497</b>
<b>Faculty of Syariah</b>	<b>5</b>	<b>0</b>	<b>5</b>	<b>0</b>	<b>0</b>	<b>0</b>	<b>0</b>	<b>0</b>	<b>0</b>	<b>54</b>	<b>8</b>	<b>46</b>	<b>0</b>	<b>0</b>	<b>0</b>	<b>0</b>	<b>0</b>	<b>0</b>	<b>59</b>	<b>8</b>	<b>51</b>
Ijazah Doktor Falsafah (Syariah)	1	0	1	0	0	0	0	0	0	0	0	0	0	0	0	0	0	0	1	0	1
Sarjana Perguruan Ugama (Syariah)	4	0	4	0	0	0	0	0	0	0	0	0	0	0	0	0	0	0	4	0	4
Sarjana Muda Perguruan Ugama (Syariah)	0	0	0	0	0	0	0	0	0	54	8	46	0	0	0	0	0	0	54	8	46
<b>Faculty of Usuluddin</b>	<b>0</b>	<b>0</b>	<b>0</b>	<b>2</b>	<b>0</b>	<b>2</b>	<b>0</b>	<b>0</b>	<b>0</b>	<b>42</b>	<b>8</b>	<b>34</b>	<b>0</b>	<b>0</b>	<b>0</b>	<b>0</b>	<b>0</b>	<b>0</b>	<b>44</b>	<b>8</b>	<b>36</b>
Sarjana Muda Perguruan Ugama (Usuluddin)	0	0	0	2	0	2	0	0	0	42	8	34	0	0	0	0	0	0	44	8	36
<b>Faculty of Education</b>	<b>201</b>	<b>78</b>	<b>123</b>	<b>152</b>	<b>57</b>	<b>95</b>	<b>283</b>	<b>108</b>	<b>175</b>	<b>10</b>	<b>5</b>	<b>5</b>	<b>0</b>	<b>0</b>	<b>0</b>	<b>0</b>	<b>0</b>	<b>0</b>	<b>646</b>	<b>248</b>	<b>398</b>
Ijazah Doktor Falsafah (Pendidikan)	5	3	2	5	2	3	5	3	2	3	2	1	0	0	0	0	0	0	18	10	8
Sarjana Perguruan Ugama (Pendidikan Islam)	17	9	8	9	0	9	13	4	9	0	0	0	0	0	0	0	0	0	39	13	26
Sarjana Perguruan Ugama (Pengurusan dan Pentadbiran)	0	0	0	0	0	0	0	0	0	2	1	1	0	0	0	0	0	0	2	1	1
Sarjana Perguruan Ugama (Kurikulum)	0	0	0	0	0	0	0	0	0	2	0	2	0	0	0	0	0	0	2	0	2
Sarjana Perguruan Ugama (Sastera Islam)	0	0	0	0	0	0	0	0	0	1	0	1	0	0	0	0	0	0	1	0	1
Sarjana Perguruan Ugama (Penyeliaan)	0	0	0	0	0	0	0	0	0	2	2	0	0	0	0	0	0	0	2	2	0
Sarjana Muda Perguruan Ugama (Pendidikan)	42	12	30	69	25	44	157	60	97	0	0	0	0	0	0	0	0	0	268	97	171
Diploma Perguruan Ugama Lulusan Ijazah (Pendidikan)	18	9	9	0	0	0	0	0	0	0	0	0	0	0	0	0	0	0	18	9	9
Diploma Perguruan Ugama Lulusan Ijazah (Khas)	33	12	21	0	0	0	0	0	0	0	0	0	0	0	0	0	0	0	33	12	21
Diploma Tertinggi Perguruan Ugama	86	33	53	69	30	39	108	41	67	0	0	0	0	0	0	0	0	0	263	104	159

**3.2.11 HIGHER EDUCATION ENROLMENTS ACCORDING TO EDUCATION LEVEL AND GENDER BY INSTITUTION, FACULTY, AND PROGRAMMES, 2017**

Programme	Education Level																				
	Year 1			Year 2			Year 3			Year 4			Year 5			Year 6			Total		
	MF	M	F	MF	M	F	MF	M	F	MF	M	F	MF	M	F	MF	M	F	MF	M	F
<b>Language Centre</b>	<b>6</b>	<b>2</b>	<b>4</b>	<b>11</b>	<b>7</b>	<b>4</b>	<b>0</b>	<b>0</b>	<b>0</b>	<b>0</b>	<b>0</b>	<b>0</b>	<b>0</b>	<b>0</b>	<b>0</b>	<b>0</b>	<b>0</b>	<b>0</b>	<b>17</b>	<b>9</b>	<b>8</b>
Ijazah Doktor Falsafah (Bahasa Arab)	0	0	0	1	0	1	0	0	0	0	0	0	0	0	0	0	0	0	1	0	1
Sarjana Perguruan (Bahasa Arab)	0	0	0	2	2	0	0	0	0	0	0	0	0	0	0	0	0	0	2	2	0
Sarjana Muda Perguruan Ugama (B.Arab)	2	1	1	8	5	3	0	0	0	0	0	0	0	0	0	0	0	0	10	6	4
Diploma Perguruan Ugama Lepaslan Ijazah (Bahasa Arab)	4	1	3	0	0	0	0	0	0	0	0	0	0	0	0	0	0	0	4	1	3
<b>Pusat Ahli Sunnah Wal Jama'ah</b>	<b>2</b>	<b>1</b>	<b>1</b>	<b>1</b>	<b>1</b>	<b>0</b>	<b>0</b>	<b>0</b>	<b>0</b>	<b>0</b>	<b>0</b>	<b>0</b>	<b>0</b>	<b>0</b>	<b>0</b>	<b>0</b>	<b>0</b>	<b>0</b>	<b>3</b>	<b>2</b>	<b>1</b>
Ijazah Doktor Falsafah (Ahli Sunnah Wal Jama'ah)	2	1	1	1	1	0	0	0	0	0	0	0	0	0	0	0	0	0	3	2	1
<b>Pusat Ilmu teras</b>	<b>4</b>	<b>1</b>	<b>3</b>	<b>0</b>	<b>0</b>	<b>0</b>	<b>0</b>	<b>0</b>	<b>0</b>	<b>0</b>	<b>0</b>	<b>0</b>	<b>0</b>	<b>0</b>	<b>0</b>	<b>0</b>	<b>0</b>	<b>0</b>	<b>4</b>	<b>1</b>	<b>3</b>
Diploma Pengajian (Seni Quran)	4	1	3	0	0	0	0	0	0	0	0	0	0	0	0	0	0	0	4	1	3

**3.2.12 HIGHER EDUCATION LECTURERS ACCORDING TO CITIZENSHIP AND GENDER BY ACADEMIC QUALIFICATION, TERMS OF SERVICE, AGE GROUP AND YEARS OF SERVICE**

Categories	Lecturers / Instructors											
	Citizen			Permanent			Non Citizen			Total		
	MF	M	F	MF	M	F	MF	M	F	MF	M	F
<b>Academic Qualification</b>	<b>34</b>	<b>17</b>	<b>17</b>	<b>0</b>	<b>0</b>	<b>0</b>	<b>13</b>	<b>13</b>	<b>0</b>	<b>47</b>	<b>30</b>	<b>17</b>
Ph.D.	7	5	2	0	0	0	13	13	0	20	18	2
Master's Degree	26	11	15	0	0	0	0	0	0	26	11	15
Post Graduate Diploma	0	0	0	0	0	0	0	0	0	0	0	0
Bachelor's Degree	1	1	0	0	0	0	0	0	0	1	1	0
HND, AD, Level 5 Diploma or Equivalent	0	0	0	0	0	0	0	0	0	0	0	0
HNC	0	0	0	0	0	0	0	0	0	0	0	0
BDTVEC ND, Diploma, HNTec, BTEC Level 3 Diploma or Equivalent	0	0	0	0	0	0	0	0	0	0	0	0
NTec, Skill Certificates or Equivalent	0	0	0	0	0	0	0	0	0	0	0	0
City & Guilds, ONC	0	0	0	0	0	0	0	0	0	0	0	0
BCGCE 'A' Level, STPU, SPS, STP	0	0	0	0	0	0	0	0	0	0	0	0
BCGCE 'O' Level, SPU, SPS	0	0	0	0	0	0	0	0	0	0	0	0
Below BCGCE 'O' Level	0	0	0	0	0	0	0	0	0	0	0	0
Others	0	0	0	0	0	0	0	0	0	0	0	0
<b>Trained and Untrained</b>	<b>34</b>	<b>17</b>	<b>17</b>	<b>0</b>	<b>0</b>	<b>0</b>	<b>13</b>	<b>13</b>	<b>0</b>	<b>47</b>	<b>30</b>	<b>17</b>
Trained Teachers	34	17	17	0	0	0	13	13	0	47	30	17
Untrained Teachers	0	0	0	0	0	0	0	0	0	0	0	0
<b>Terms of Service</b>	<b>34</b>	<b>17</b>	<b>17</b>	<b>0</b>	<b>0</b>	<b>0</b>	<b>13</b>	<b>13</b>	<b>0</b>	<b>47</b>	<b>30</b>	<b>17</b>
<b>Permanent:</b>												
Pension	4	2	2	0	0	0	0	0	0	4	2	2
TAP	30	15	15	0	0	0	0	0	0	30	15	15
Month to Month	0	0	0	0	0	0	0	0	0	0	0	0
Probation	0	0	0	0	0	0	0	0	0	0	0	0
Daily Paid	0	0	0	0	0	0	0	0	0	0	0	0
Contract	0	0	0	0	0	0	13	13	0	13	13	0
CFBT	0	0	0	0	0	0	0	0	0	0	0	0
<b>Age Group</b>	<b>34</b>	<b>17</b>	<b>17</b>	<b>0</b>	<b>0</b>	<b>0</b>	<b>13</b>	<b>13</b>	<b>0</b>	<b>47</b>	<b>30</b>	<b>17</b>
Below 20	0	0	0	0	0	0	0	0	0	0	0	0
20 - 24	0	0	0	0	0	0	0	0	0	0	0	0
25 - 29	1	1	0	0	0	0	0	0	0	1	1	0
30 - 34	7	2	5	0	0	0	0	0	0	7	2	5
35 - 39	6	5	1	0	0	0	0	0	0	6	5	1
40 - 44	8	5	3	0	0	0	1	1	0	9	6	3
45 - 49	7	2	5	0	0	0	3	3	0	10	5	5
50 - 54	5	2	3	0	0	0	2	2	0	7	4	3
55 - 59	0	0	0	0	0	0	2	2	0	2	2	0
60 and Above	0	0	0	0	0	0	5	5	0	5	5	0
<b>Service (Years)</b>	<b>34</b>	<b>17</b>	<b>17</b>	<b>0</b>	<b>0</b>	<b>0</b>	<b>13</b>	<b>13</b>	<b>0</b>	<b>47</b>	<b>30</b>	<b>17</b>
Below 1	0	0	0	0	0	0	1	1	0	1	1	0
1 - 2	2	2	0	0	0	0	9	9	0	11	11	0
3 - 5	7	2	5	0	0	0	1	1	0	8	3	5
6 - 10	9	6	3	0	0	0	0	0	0	9	6	3
11 - 15	10	7	3	0	0	0	0	0	0	10	7	3
16 - 20	5	0	5	0	0	0	0	0	0	5	0	5
21 - 25	1	0	1	0	0	0	0	0	0	1	0	1
26 and Above	0	0	0	0	0	0	2	2	0	2	2	0





**3.1** EDUCATION  
STATISTICS ON  
MINISTRY OF  
EDUCATION

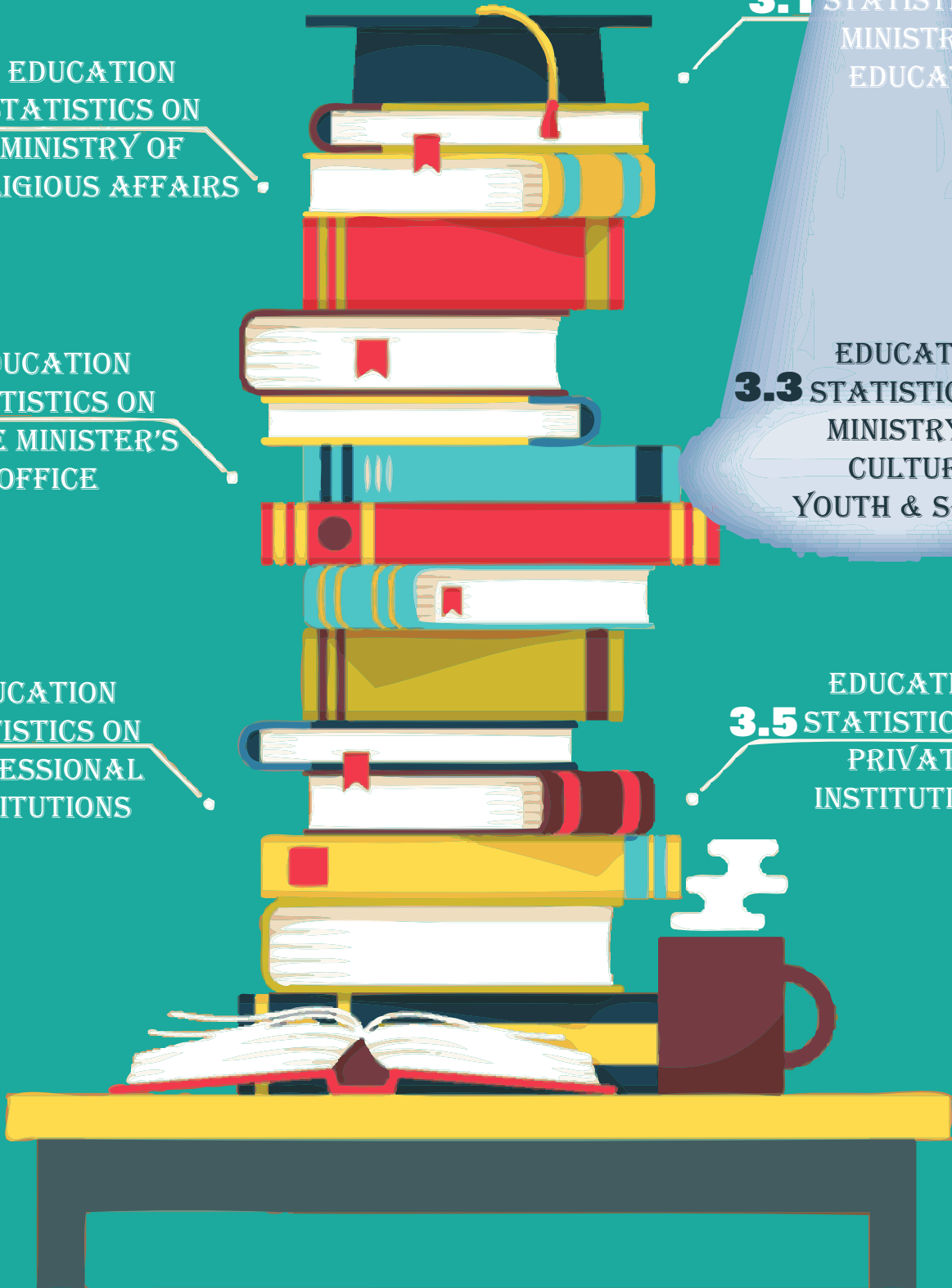
EDUCATION  
**3.2** STATISTICS ON  
MINISTRY OF  
RELIGIOUS AFFAIRS

EDUCATION  
**3.4** STATISTICS ON  
PRIME MINISTER'S  
OFFICE

EDUCATION  
**3.3** STATISTICS ON  
MINISTRY OF  
CULTURE,  
YOUTH & SPORTS

EDUCATION  
**3.6** STATISTICS ON  
PROFESSIONAL  
INSTITUTIONS

EDUCATION  
**3.5** STATISTICS ON  
PRIVATE  
INSTITUTIONS





### 3.3.1 NUMBER OF INSTITUTIONS ACCORDING TO EDUCATION LEVEL BY DISTRICT

District	Technical Vocational	Higher Education	Total
<b>Total</b>	<b>1</b>	<b>0</b>	<b>1</b>
Brunei Muara	1	z	1
Tutong	z	z	z
Belait	z	z	z
Temburong	z	z	z

### 3.3.2 ENROLMENTS ACCORDING TO EDUCATION LEVEL AND GENDER BY DISTRICT

District	Technical Vocational			Higher Education			Total		
	MF	M	F	MF	M	F	MF	M	F
<b>Total</b>	<b>174</b>	<b>87</b>	<b>87</b>	<b>0</b>	<b>0</b>	<b>0</b>	<b>174</b>	<b>87</b>	<b>87</b>
Brunei Muara	174	87	87	z	z	z	174	87	87
Tutong	z	z	z	z	z	z	z	z	z
Belait	z	z	z	z	z	z	z	z	z
Temburong	z	z	z	z	z	z	z	z	z

### 3.3.3 NUMBER OF INSTRUCTORS/LECTURERS ACCORDING TO EDUCATION LEVEL AND GENDER BY DISTRICT, 2017

District	Technical Vocational			Higher Education			Total		
	MF	M	F	MF	M	F	MF	M	F
<b>Total</b>	<b>24</b>	<b>9</b>	<b>15</b>	<b>z</b>	<b>z</b>	<b>z</b>	<b>24</b>	<b>9</b>	<b>15</b>
Brunei Muara	24	9	15	z	z	z	24	9	15
Tutong	z	z	z	z	z	z	z	z	z
Belait	z	z	z	z	z	z	z	z	z
Temburong	z	z	z	z	z	z	z	z	z

**Note:**

z - Data is not applicable

### 3.3.4 VOCATIONAL TECHNICAL ENROLMENTS AND NUMBER OF INSTRUCTORS ACCORDING TO GENDER BY EDUCATION LEVEL, 2017

Education Level	Students			Instructors		
	MF	M	F	MF	M	F
<b>Technical Vocational Total</b>	<b>174</b>	<b>87</b>	<b>87</b>	<b>24</b>	<b>9</b>	<b>15</b>
Year 1	<b>93</b>	43	50			
Year 2	<b>81</b>	44	37	<b>24</b>	9	15
Year 3	<b>z</b>	z	z			

### 3.3.5 VOCATIONAL TECHNICAL ENROLMENTS ACCORDING TO EDUCATION LEVEL AND GENDER BY DISTRICT, 2017

District	Year 1			Year 2			Year 3			Total		
	MF	M	F	MF	M	F	MF	M	F	MF	M	F
<b>Technical Vocational Total</b>	<b>93</b>	<b>43</b>	<b>50</b>	<b>81</b>	<b>44</b>	<b>37</b>	<b>z</b>	<b>z</b>	<b>z</b>	<b>174</b>	<b>87</b>	<b>87</b>
Brunei Muara	<b>93</b>	43	50	<b>81</b>	44	37	<b>z</b>	z	z	<b>174</b>	<b>87</b>	<b>87</b>
Tutong	<b>z</b>	z	z	<b>z</b>	z	z	<b>z</b>	z	z	<b>z</b>	<b>z</b>	<b>z</b>
Belait	<b>z</b>	z	z	<b>z</b>	z	z	<b>z</b>	z	z	<b>z</b>	<b>z</b>	<b>z</b>
Temburong	<b>z</b>	z	z	<b>z</b>	z	z	<b>z</b>	z	z	<b>z</b>	<b>z</b>	<b>z</b>

### 3.3.6 VOCATIONAL TECHNICAL NUMBER OF NEW STUDENTS AND REPEATERS ACCORDING TO GENDER BY EDUCATION LEVEL, 2017

Education Level	New Students			Repeaters			Total		
	MF	M	F	MF	M	F	MF	M	F
<b>Technical Vocational Total</b>	<b>174</b>	<b>87</b>	<b>87</b>	<b>0</b>	<b>0</b>	<b>0</b>	<b>174</b>	<b>87</b>	<b>87</b>
Year 1	<b>93</b>	43	50	<b>0</b>	0	0	<b>93</b>	<b>43</b>	<b>50</b>
Year 2	<b>81</b>	44	37	<b>0</b>	0	0	<b>81</b>	<b>44</b>	<b>37</b>
Year 3	<b>z</b>	z	z	<b>z</b>	z	z	<b>z</b>	<b>z</b>	<b>z</b>

**Note:**

z - Data is not applicable



### 3.3.7 VOCATIONAL TECHNICAL ENROLMENTS ACCORDING TO AGE BY EDUCATION LEVEL AND GENDER

Education Level	Gender	Age (in years)																										Total	
		≤ 15	15	16	17	18	19	20	21	22	23	24	25	26	27	28	29	30	31	32	33	34	35-39	40-44	45-49	50-54	55-59		≥ 59
<b>Technical Vocational Total</b>	<b>MF</b>	0	0	0	0	42	56	34	16	10	6	3	0	2	1	1	2	0	0	0	1	0	0	0	0	0	0	0	174
	<b>M</b>	0	0	0	0	25	22	17	11	6	1	2	0	2	1	0	0	0	0	0	0	0	0	0	0	0	0	0	87
	<b>F</b>	0	0	0	0	17	34	17	5	4	5	1	0	0	0	1	2	0	0	0	1	0	0	0	0	0	0	0	87
Year 1	<b>MF</b>	0	0	0	0	30	27	14	8	4	4	0	0	1	1	1	2	0	0	0	1	0	0	0	0	0	0	93	
	<b>M</b>	0	0	0	0	16	8	7	5	4	1	0	0	1	1	0	0	0	0	0	0	0	0	0	0	0	0	43	
	<b>F</b>	0	0	0	0	14	19	7	3	0	3	0	0	0	0	1	2	0	0	0	1	0	0	0	0	0	0	50	
Year 2	<b>MF</b>	0	0	0	0	12	29	20	8	6	2	3	0	1	0	0	0	0	0	0	0	0	0	0	0	0	0	81	
	<b>M</b>	0	0	0	0	9	14	10	6	2	0	2	0	1	0	0	0	0	0	0	0	0	0	0	0	0	0	44	
	<b>F</b>	0	0	0	0	3	15	10	2	4	2	1	0	0	0	0	0	0	0	0	0	0	0	0	0	0	0	37	

### 3.3.8 VOCATIONAL TECHNICAL ENROLMENTS ACCORDING TO RACE AND CITIZENSHIP BY EDUCATION LEVEL AND GENDER

Education Level	Gender	Malay			Other Indigenous			Chinese			Others			Total			
		C	PR	NC	C	PR	NC	C	PR	NC	C	PR	NC	C	PR	NC	TOTAL
<b>Technical Vocational Total</b>	<b>MF</b>	154	1	0	13	2	0	3	1	0	0	0	0	170	4	0	174
	<b>M</b>	74	0	0	8	2	0	3	0	0	0	0	0	85	2	0	87
	<b>F</b>	80	1	0	5	0	0	0	1	0	0	0	0	85	2	0	87
Year 1	<b>MF</b>	78	1	0	10	2	0	1	1	0	0	0	0	89	4	0	93
	<b>M</b>	33	0	0	7	2	0	1	0	0	0	0	0	41	2	0	43
	<b>F</b>	45	1	0	3	0	0	0	1	0	0	0	0	48	2	0	50
Year 2	<b>MF</b>	76	0	0	3	0	0	2	0	0	0	0	0	81	0	0	81
	<b>M</b>	41	0	0	1	0	0	2	0	0	0	0	0	44	0	0	44
	<b>F</b>	35	0	0	2	0	0	0	0	0	0	0	0	37	0	0	37

### 3.3.9 INTAKE, ENROLMENT, AND GRADUATES ACCORDING TO GENDER BY AWARD LEVEL FOR TECHNICAL VOCATIONAL

Award Level	Intake			Enrolment			Graduates		
	MF	M	F	MF	M	F	MF	M	F
<b>Technical Vocational Total</b>	<b>93</b>	<b>43</b>	<b>50</b>	<b>174</b>	<b>87</b>	<b>87</b>	<b>174</b>	<b>87</b>	<b>87</b>
City and Guilds	70	36	34	134	69	65	134	69	65
Other Certificate	23	7	16	40	18	22	40	18	22

### 3.3.10 ENROLMENT ACCORDING TO EDUCATION LEVEL AND GENDER BY AWARD LEVEL FOR TECHNICAL VOCATIONAL

Award Level	Year 1			Year 2			Year 3			Total		
	MF	M	F	MF	M	F	MF	M	F	MF	M	F
<b>Technical Vocational Total</b>	<b>93</b>	<b>43</b>	<b>50</b>	<b>81</b>	<b>44</b>	<b>37</b>	<b>z</b>	<b>z</b>	<b>z</b>	<b>174</b>	<b>87</b>	<b>87</b>
City and Guilds	70	36	34	64	33	31	z	z	z	134	69	65
Other Certificate	23	7	16	17	11	6	z	z	z	40	18	22

### 3.3.11 ENROLMENT ACCORDING TO EDUCATION LEVEL AND GENDER BY COURSE/PROGRAMME FOR TECHNICAL VOCATIONAL

Courses / Programmes	Education Level											
	Year 1			Year 2			Year 3			Total		
	MF	M	F	MF	M	F	MF	M	F	MF	M	F
<b>Technical Vocational Total</b>	<b>93</b>	<b>43</b>	<b>50</b>	<b>81</b>	<b>44</b>	<b>37</b>	<b>z</b>	<b>z</b>	<b>z</b>	<b>174</b>	<b>87</b>	<b>87</b>
Skill Proficiency Certificate In Basic IT in Office Application System	11	5	6	10	3	7	z	z	z	21	8	13
Skill Proficiency Certificate In Basic Food Preparation	13	6	7	11	5	6	z	z	z	24	11	13
Skill Proficiency Certificate In Basic Food & Beverage Services	10	0	10	13	3	10	z	z	z	23	3	20
Skill Proficiency Certificate In Basic Fabrication, Welding & Pipework	13	11	2	14	10	4	z	z	z	27	21	6
Skill Proficiency Certificate in Basic Refrigeration & Air Conditioning	7	6	1	0	0	0	z	z	z	7	6	1
Skill Proficiency Certificate in Basic Plumbing	8	5	3	7	7	0	z	z	z	15	12	3
Level 2 Award in 2D Computer Aided Design	8	3	5	9	5	4	z	z	z	17	8	9
Kursus Asas Kemahiran Teknologi Rekaan Fesyen	7	0	7	3	1	2	z	z	z	10	1	9
Kursus Asas Kemahiran Terapi Kecantikan	8	0	8	4	0	4	z	z	z	12	0	12
Kursus Asas Kemahiran Baik Pulih Badan Kenderaan	8	7	1	10	10	0	z	z	z	18	17	1

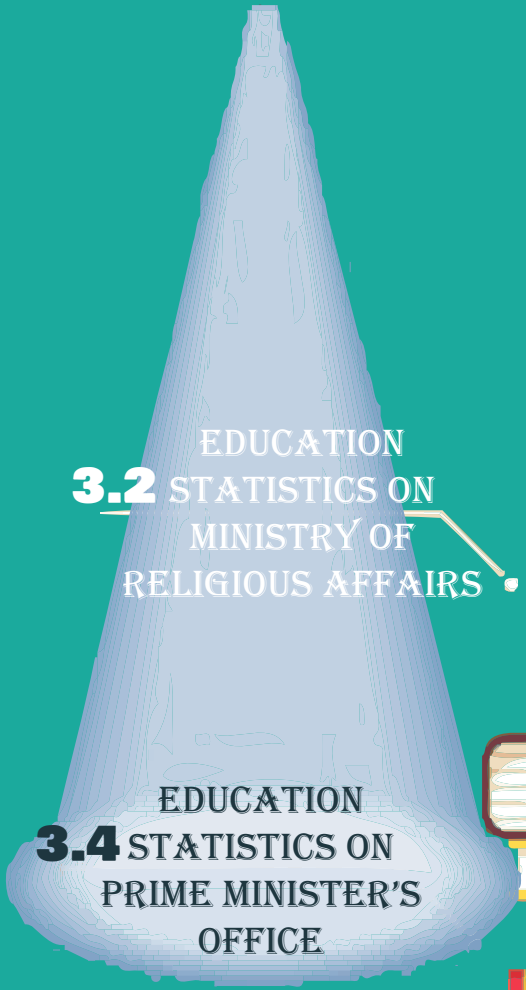
**Note:**

z - Data is not applicable

**3.3.12 TECHNICAL VOCATIONAL INSTRUCTORS ACCORDING TO CITIZENSHIP AND GENDER BY  
ACADEMIC QUALIFICATION, TERMS OF SERVICE,  
AGE GROUP AND YEARS OF SERVICE**

Categories	Instructors											
	Citizen			Permanent Resident			Non Citizen			Total		
	MF	M	F	MF	M	F	MF	M	F	MF	M	F
<b>Academic Qualification Total</b>	<b>16</b>	<b>5</b>	<b>11</b>	<b>3</b>	<b>1</b>	<b>2</b>	<b>5</b>	<b>3</b>	<b>2</b>	<b>24</b>	<b>9</b>	<b>15</b>
Ph.D.	0	0	0	0	0	0	0	0	0	0	0	0
Master's Degree	0	0	0	0	0	0	0	0	0	0	0	0
Post Graduate Diploma	0	0	0	0	0	0	0	0	0	0	0	0
Bachelor's Degree	0	0	0	1	0	1	5	3	2	6	3	3
HND, AD, Level 5 Diploma or Equivalent	3	2	1	0	0	0	0	0	0	3	2	1
HNC	0	0	0	0	0	0	0	0	0	0	0	0
BDTVEC ND, Diploma, HNTec, BTEC Level 3 Diploma or Equivalent	2	2	0	0	0	0	0	0	0	2	2	0
NTec, Skill Certificates or Equivalent	1	0	1	0	0	0	0	0	0	1	0	1
City & Guilds, ONC	1	0	1	0	0	0	0	0	0	1	0	1
BCGCE 'A' Level, STPU, SPS, STP	2	0	2	0	0	0	0	0	0	2	0	2
BCGCE 'O' Level, SPU, SPS	7	1	6	0	0	0	0	0	0	7	1	6
Below BCGCE 'O' Level	0	0	0	0	0	0	0	0	0	0	0	0
Others	0	0	0	2	1	1	0	0	0	2	1	1
<b>Trained and Untrained Total</b>	<b>16</b>	<b>5</b>	<b>11</b>	<b>3</b>	<b>1</b>	<b>2</b>	<b>5</b>	<b>3</b>	<b>2</b>	<b>24</b>	<b>9</b>	<b>15</b>
Trained Teachers	8	3	5	2	1	1	4	3	1	14	7	7
Untrained Teachers	8	2	6	1	0	1	1	0	1	10	2	8
<b>Terms of Service Total</b>	<b>16</b>	<b>5</b>	<b>11</b>	<b>3</b>	<b>1</b>	<b>2</b>	<b>5</b>	<b>3</b>	<b>2</b>	<b>24</b>	<b>9</b>	<b>15</b>
Permanent:												
Pension	0	0	0	0	0	0	0	0	0	0	0	0
TAP	13	3	10	0	0	0	0	0	0	13	3	10
Month to Month	0	0	0	0	0	0	0	0	0	0	0	0
Probation	0	0	0	0	0	0	0	0	0	0	0	0
Daily Paid	0	0	0	0	0	0	0	0	0	0	0	0
Contract	3	2	1	3	1	2	5	3	2	11	6	5
CFBT	0	0	0	0	0	0	0	0	0	0	0	0
<b>Age Group Total</b>	<b>16</b>	<b>5</b>	<b>11</b>	<b>3</b>	<b>1</b>	<b>2</b>	<b>5</b>	<b>3</b>	<b>2</b>	<b>24</b>	<b>9</b>	<b>15</b>
Below 20	0	0	0	0	0	0	0	0	0	0	0	0
20 - 24	0	0	0	0	0	0	0	0	0	0	0	0
25 - 29	2	0	2	0	0	0	0	0	0	2	0	2
30 - 34	6	3	3	0	0	0	0	0	0	6	3	3
35 - 39	0	0	0	1	0	1	1	0	1	2	0	2
40 - 44	5	0	5	1	0	1	0	0	0	6	0	6
45 - 49	1	0	1	0	0	0	1	0	1	2	0	2
50 - 54	1	1	0	1	1	0	0	0	0	2	2	0
55 - 59	0	0	0	0	0	0	1	1	0	1	1	0
60 and Above	1	1	0	0	0	0	2	2	0	3	3	0
<b>Service (Years) Total</b>	<b>16</b>	<b>5</b>	<b>11</b>	<b>3</b>	<b>1</b>	<b>2</b>	<b>5</b>	<b>3</b>	<b>2</b>	<b>24</b>	<b>9</b>	<b>15</b>
Below 1	0	0	0	0	0	0	0	0	0	0	0	0
1 - 2	0	0	0	0	0	0	0	0	0	0	0	0
3 - 5	10	3	7	0	0	0	2	0	2	12	3	9
6 - 10	4	2	2	3	1	2	3	3	0	10	6	4
11 - 15	0	0	0	0	0	0	0	0	0	0	0	0
16 - 20	2	0	2	0	0	0	0	0	0	2	0	2
21 - 25	0	0	0	0	0	0	0	0	0	0	0	0
26 and Above	0	0	0	0	0	0	0	0	0	0	0	0





EDUCATION  
**3.2** STATISTICS ON  
 MINISTRY OF  
 RELIGIOUS AFFAIRS

EDUCATION  
**3.4** STATISTICS ON  
 PRIME MINISTER'S  
 OFFICE

EDUCATION  
**3.6** STATISTICS ON  
 PRIME MINISTER'S  
 OFFICE



EDUCATION  
**3.1** STATISTICS ON  
 MINISTRY OF  
 EDUCATION

EDUCATION  
**3.3** STATISTICS ON  
 MINISTRY OF  
 CULTURE,  
 YOUTH & SPORTS

EDUCATION  
**3.5** STATISTICS ON  
 PRIVATE  
 INSTITUTIONS





### 3.4.1 NUMBER OF INSTITUTIONS ACCORDING TO EDUCATION LEVEL BY DISTRICT

District	Technical Vocational	Higher Education	Total
<b>Total</b>	<b>1</b>	<b>z</b>	<b>1</b>
Brunei Muara	1	z	1
Tutong	0	z	0
Belait	0	z	0
Temburong	0	z	0

### 3.4.2 ENROLMENT ACCORDING TO EDUCATION LEVEL AND GENDER BY DISTRICT

District	Technical Vocational			Higher Education			Total		
	MF	M	F	MF	M	F	MF	M	F
<b>Total</b>	<b>41</b>	<b>11</b>	<b>30</b>	<b>z</b>	<b>z</b>	<b>z</b>	<b>41</b>	<b>11</b>	<b>30</b>
Brunei Muara	41	11	30	z	z	z	41	11	30
Tutong	z	z	z	z	z	z	z	z	z
Belait	z	z	z	z	z	z	z	z	z
Temburong	z	z	z	z	z	z	z	z	z

### 3.4.3 NUMBER OF INSTRUCTORS/LECTURERS ACCORDING TO EDUCATION LEVEL AND GENDER BY DISTRICT

District	Technical Vocational			Higher Education			Total		
	MF	M	F	MF	M	F	MF	M	F
<b>Total</b>	<b>14</b>	<b>4</b>	<b>10</b>	<b>z</b>	<b>z</b>	<b>z</b>	<b>14</b>	<b>4</b>	<b>10</b>
Brunei Muara	14	4	10	z	z	z	14	4	10
Tutong	z	z	z	z	z	z	z	z	z
Belait	z	z	z	z	z	z	z	z	z
Temburong	z	z	z	z	z	z	z	z	z

**Note:**

z - Data is not applicable

### 3.4.4 ENROLMENT AND NUMBER OF INSTRUCTORS ACCORDING TO GENDER BY EDUCATION LEVEL FOR TECHNICAL VOCATIONAL

Education Level	Students			Instructors		
	MF	M	F	MF	M	F
<b>Technical Vocational Total</b>	<b>41</b>	<b>11</b>	<b>30</b>	<b>14</b>	<b>4</b>	<b>10</b>
Year 1	25	6	19			
Year 2	0	0	0	14	4	10
Year 3	16	5	11			

### 3.4.5 ENROLMENT ACCORDING TO EDUCATION LEVEL AND GENDER BY DISTRICT FOR TECHNICAL VOCATIONAL

District	Year 1			Year 2			Year 3			Total		
	MF	M	F	MF	M	F	MF	M	F	MF	M	F
<b>Technical Vocational Total</b>	<b>25</b>	<b>6</b>	<b>19</b>	<b>0</b>	<b>0</b>	<b>0</b>	<b>16</b>	<b>5</b>	<b>11</b>	<b>41</b>	<b>11</b>	<b>30</b>
Brunei Muara	25	6	19	0	0	0	16	5	11	41	11	30
Tutong	z	z	z	z	z	z	z	z	z	z	z	z
Belait	z	z	z	z	z	z	z	z	z	z	z	z
Temburong	z	z	z	z	z	z	z	z	z	z	z	z

### 3.4.6 NUMBER OF NEW STUDENTS AND REPEATERS ACCORDING TO GENDER BY EDUCATION LEVEL FOR TECHNICAL VOCATIONAL

Education Level	New Students			Repeaters			Total		
	MF	M	F	MF	M	F	MF	M	F
<b>Technical Vocational Total</b>	<b>41</b>	<b>11</b>	<b>30</b>	<b>0</b>	<b>0</b>	<b>0</b>	<b>41</b>	<b>11</b>	<b>30</b>
Year 1	25	6	19	0	0	0	25	6	19
Year 2	0	0	0	0	0	0	0	0	0
Year 3	16	5	11	0	0	0	16	5	11

**Note:**

z - Data is not applicable



### 3.4.7 VOCATIONAL TECHNICAL ENROLMENTS ACCORDING TO AGE BY EDUCATION LEVEL AND GENDER

Education Level	Gender	Age (in years)																										Total	
		≤ 15	15	16	17	18	19	20	21	22	23	24	25	26	27	28	29	30	31	32	33	34	35-39	40-44	45-49	50-54	55-59		≥ 59
<b>Technical Vocational Total</b>	<b>MF</b>	0	0	0	1	7	8	10	2	1	1	1	2	2	0	0	0	1	0	1	0	0	3	1	0	0	0	0	41
	<b>M</b>	0	0	0	0	4	2	3	1	0	1	0	0	0	0	0	0	0	0	0	0	0	0	0	0	0	0	0	11
	<b>F</b>	0	0	0	1	3	6	7	1	1	0	1	2	2	0	0	0	1	0	1	0	0	3	1	0	0	0	0	30
Year 1	<b>MF</b>	0	0	0	0	0	0	0	0	0	0	0	0	0	0	0	0	0	0	0	0	0	0	0	0	0	0	25	
	<b>M</b>	0	0	0	0	4	2	0	0	0	0	0	0	0	0	0	0	0	0	0	0	0	0	0	0	0	0	6	
	<b>F</b>	0	0	0	1	3	5	6	0	1	0	0	0	0	0	0	0	1	0	0	0	2	0	0	0	0	0	19	
Year 2	<b>MF</b>	0	0	0	0	0	0	0	0	0	0	0	0	0	0	0	0	0	0	0	0	0	0	0	0	0	0	0	
	<b>M</b>	0	0	0	0	0	0	0	0	0	0	0	0	0	0	0	0	0	0	0	0	0	0	0	0	0	0	0	
	<b>F</b>	0	0	0	0	0	0	0	0	0	0	0	0	0	0	0	0	0	0	0	0	0	0	0	0	0	0	0	
Year 3	<b>MF</b>	0	0	0	0	0	1	4	2	0	1	1	2	2	0	0	0	0	0	1	0	0	1	1	0	0	0	16	
	<b>M</b>	0	0	0	0	0	0	3	1	0	1	0	0	0	0	0	0	0	0	0	0	0	0	0	0	0	0	5	
	<b>F</b>	0	0	0	0	0	1	1	1	0	0	1	2	2	0	0	0	0	0	1	0	0	1	1	0	0	0	11	

### 3.4.8 ENROLMENT ACCORDING TO RACE AND CITI0ENSHIP BY EDUCATION LEVEL AND GENDER FOR TECHNICAL VOCATIONAL

Education Level	Gender	Malay			Other Indigenous			Chinese			Others			Total			
		C	PR	NC	C	PR	NC	C	PR	NC	C	PR	NC	C	PR	NC	TOTAL
<b>Technical Vocational Total</b>	<b>MF</b>	41	0	0	0	0	0	0	0	0	0	0	0	41	0	0	41
	<b>M</b>	11	0	0	0	0	0	0	0	0	0	0	0	11	0	0	11
	<b>F</b>	30	0	0	0	0	0	0	0	0	0	0	0	30	0	0	30
Year 1	<b>MF</b>	25	0	0	0	0	0	0	0	0	0	0	0	25	0	0	25
	<b>M</b>	6	0	0	0	0	0	0	0	0	0	0	0	6	0	0	6
	<b>F</b>	19	0	0	0	0	0	0	0	0	0	0	0	19	0	0	19
Year 2	<b>MF</b>	0	0	0	0	0	0	0	0	0	0	0	0	0	0	0	0
	<b>M</b>	0	0	0	0	0	0	0	0	0	0	0	0	0	0	0	0
	<b>F</b>	0	0	0	0	0	0	0	0	0	0	0	0	0	0	0	0
Year 3	<b>MF</b>	16	0	0	0	0	0	0	0	0	0	0	0	16	0	0	16
	<b>M</b>	5	0	0	0	0	0	0	0	0	0	0	0	5	0	0	5
	<b>F</b>	11	0	0	0	0	0	0	0	0	0	0	0	11	0	0	11

### 3.4.9 INTAKE, ENROLMENT AND GRADUATES ACCORDING TO GENDER BY AWARD LEVEL FOR TECHNICAL VOCATIONAL

Award Level	Intake			Enrolment			Graduates		
	MF	M	F	MF	M	F	MF	M	F
<b>Technical Vocational Total</b>	<b>25</b>	<b>6</b>	<b>19</b>	<b>41</b>	<b>11</b>	<b>30</b>	<b>26</b>	<b>12</b>	<b>14</b>
PLKPB Certificates	25	6	19	41	11	30	26	12	14

### 3.4.10 ENROLMENT ACCORDING TO EDUCATION LEVEL AND GENDER BY AWARD LEVEL FOR TECHNICAL VOCATIONAL

Award Level	Year 1			Year 2			Year 3			Total		
	MF	M	F	MF	M	F	MF	M	F	MF	M	F
<b>Technical Vocational Total</b>	<b>25</b>	<b>6</b>	<b>19</b>	<b>0</b>	<b>0</b>	<b>0</b>	<b>16</b>	<b>5</b>	<b>11</b>	<b>41</b>	<b>11</b>	<b>30</b>
PLKPB Certificates	25	6	19	0	0	0	16	5	11	41	11	30

### 3.4.11 ENROLMENT ACCORDING TO EDUCATION LEVEL AND GENDER BY COURSE/PROGRAMME FOR TECHNICAL VOCATIONAL

Courses / Programmes	Education Level											
	Year 1			Year 2			Year 3			Total		
	MF	M	F	MF	M	F	MF	M	F	MF	M	F
<b>Technical Vocational Total</b>	<b>25</b>	<b>6</b>	<b>19</b>	<b>0</b>	<b>0</b>	<b>0</b>	<b>16</b>	<b>5</b>	<b>11</b>	<b>41</b>	<b>11</b>	<b>30</b>
<b>Sijil Pusat Latihan Kesenian dan Pertukangan Tangan Brunei (PLKPB)</b>	<b>25</b>	<b>6</b>	<b>19</b>	<b>0</b>	<b>0</b>	<b>0</b>	<b>16</b>	<b>5</b>	<b>11</b>	<b>41</b>	<b>11</b>	<b>30</b>
Bidang Seniukir	1	1	0	0	0	0	1	1	0	2	2	0
Bidang Perak	1	1	0	0	0	0	0	0	0	1	1	0
Bidang Songkok	1	0	1	0	0	0	3	2	1	4	2	2
Bidang Tenunan	2	0	2	0	0	0	0	0	0	2	0	2
Bidang Perak	3	3	0	0	0	0	1	1	0	4	4	0
Bidang Seni Batik	4	0	4	0	0	0	3	1	2	7	1	6
Bidang Tenunan	7	0	7	0	0	0	6	0	6	13	0	13
Bidang Anyaman dan Songkok	6	1	5	0	0	0	2	0	2	8	1	7

**3.4.12 TECHNICAL VOCATIONAL INSTRUCTORS ACCORDING TO CITIZENSHIP AND GENDER  
BY ACADEMIC QUALIFICATION, TERMS OF SERVICE,  
AGE GROUP AND YEARS OF SERVICE**

Categories	Instructors											
	Citizen			Permanent Resident			Non Citizen			Total		
	MF	M	F	MF	M	F	MF	M	F	MF	M	F
<b>Academic Qualification Total</b>	<b>13</b>	<b>3</b>	<b>10</b>	<b>0</b>	<b>0</b>	<b>0</b>	<b>1</b>	<b>1</b>	<b>0</b>	<b>14</b>	<b>4</b>	<b>10</b>
Ph.D.	0	0	0	0	0	0	0	0	0	0	0	0
Master's Degree	0	0	0	0	0	0	1	1	0	1	1	0
Post Graduate Diploma	0	0	0	0	0	0	0	0	0	0	0	0
Bachelor's Degree	0	0	0	0	0	0	0	0	0	0	0	0
HND, AD, Level 5 Diploma or Equivalent	0	0	0	0	0	0	0	0	0	0	0	0
HNC	0	0	0	0	0	0	0	0	0	0	0	0
BDTVEC ND, Diploma, HNTec, BTEC Level 3 Diploma or Equivalent	0	0	0	0	0	0	0	0	0	0	0	0
NTec, Skill Certificates or Equivalent	0	0	0	0	0	0	0	0	0	0	0	0
City & Guilds, ONC	1	1	0	0	0	0	0	0	0	1	1	0
BCGCE 'A' Level, STPU, SPS, STP	1	0	1	0	0	0	0	0	0	1	0	1
BCGCE 'O' Level, SPU, SPS	3	0	3	0	0	0	0	0	0	3	0	3
Below BCGCE 'O' Level	8	2	6	0	0	0	0	0	0	8	2	6
Others	0	0	0	0	0	0	0	0	0	0	0	0
<b>Trained and Untrained Total</b>	<b>13</b>	<b>3</b>	<b>10</b>	<b>0</b>	<b>0</b>	<b>0</b>	<b>1</b>	<b>1</b>	<b>0</b>	<b>14</b>	<b>4</b>	<b>10</b>
Trained Teachers	0	0	0	0	0	0	0	0	0	0	0	0
Untrained Teachers	13	3	10	0	0	0	1	1	0	14	4	10
<b>Terms of Service Total</b>	<b>13</b>	<b>3</b>	<b>10</b>	<b>0</b>	<b>0</b>	<b>0</b>	<b>1</b>	<b>1</b>	<b>0</b>	<b>14</b>	<b>4</b>	<b>10</b>
Permanent:												
Pension	0	0	0	0	0	0	0	0	0	0	0	0
TAP	5	0	5	0	0	0	0	0	0	5	0	5
Month to Month	8	3	5	0	0	0	0	0	0	8	3	5
Daily Paid	0	0	0	0	0	0	0	0	0	0	0	0
Contract	0	0	0	0	0	0	1	1	0	1	1	0
CFBT	0	0	0	0	0	0	0	0	0	0	0	0
<b>Age Group Total</b>	<b>13</b>	<b>3</b>	<b>10</b>	<b>0</b>	<b>0</b>	<b>0</b>	<b>1</b>	<b>1</b>	<b>0</b>	<b>14</b>	<b>4</b>	<b>10</b>
Below 20	0	0	0	0	0	0	0	0	0	0	0	0
20 - 24	0	0	0	0	0	0	0	0	0	0	0	0
25 - 29	0	0	0	0	0	0	0	0	0	0	0	0
30 - 34	0	0	0	0	0	0	0	0	0	0	0	0
35 - 39	0	0	0	0	0	0	0	0	0	0	0	0
40 - 44	1	0	1	0	0	0	0	0	0	1	0	1
45 - 49	3	0	3	0	0	0	0	0	0	3	0	3
50 - 54	1	0	1	0	0	0	0	0	0	1	0	1
55 - 59	0	0	0	0	0	0	0	0	0	0	0	0
60 and Above	8	3	5	0	0	0	1	1	0	9	4	5
<b>Service (Years) Total</b>	<b>13</b>	<b>3</b>	<b>10</b>	<b>0</b>	<b>0</b>	<b>0</b>	<b>1</b>	<b>1</b>	<b>0</b>	<b>14</b>	<b>4</b>	<b>10</b>
Below 1	0	0	0	0	0	0	0	0	0	0	0	0
1 - 2	0	0	0	0	0	0	0	0	0	0	0	0
3 - 5	0	0	0	0	0	0	0	0	0	0	0	0
6 - 10	2	0	2	0	0	0	0	0	0	2	0	2
11 - 15	1	0	1	0	0	0	0	0	0	1	0	1
16 - 20	1	0	1	0	0	0	0	0	0	1	0	1
21 - 25	0	0	0	0	0	0	0	0	0	0	0	0
26 and Above	9	3	6	0	0	0	1	1	0	10	4	6





**3.1** EDUCATION  
STATISTICS ON  
MINISTRY OF  
EDUCATION

EDUCATION  
**3.2** STATISTICS ON  
MINISTRY OF  
RELIGIOUS AFFAIRS



EDUCATION  
**3.3** STATISTICS ON  
MINISTRY OF  
CULTURE,  
YOUTH & SPORTS

EDUCATION  
**3.4** STATISTICS ON  
PRIME MINISTER'S  
OFFICE

EDUCATION  
**3.6** STATISTICS ON  
PROFESSIONAL  
INSTITUTIONS

EDUCATION  
**3.5** STATISTICS ON  
PRIVATE  
INSTITUTIONS





### 3.5.1 NUMBER OF INSTITUTIONS ACCORDING TO EDUCATION LEVEL BY DISTRICT

District	Technical Vocational	Higher Education	Total
<b>Total</b>	<b>3</b>	<b>2</b>	<b>5</b>
Brunei Muara	3	2	5
Tutong	z	z	z
Belait	z	z	z
Temburong	z	z	z

### 3.5.2 ENROLMENTS ACCORDING TO EDUCATION LEVEL AND GENDER BY DISTRICT

District	Technical Vocational			Higher Education			Total		
	MF	M	F	MF	M	F	MF	M	F
<b>Total</b>	<b>990</b>	<b>563</b>	<b>427</b>	<b>1530</b>	<b>809</b>	<b>721</b>	<b>2520</b>	<b>1372</b>	<b>1148</b>
Brunei Muara	990	563	427	1530	809	721	2520	1372	1148
Tutong	z	z	z	z	z	z	z	z	z
Belait	z	z	z	z	z	z	z	z	z
Temburong	z	z	z	z	z	z	z	z	z

### 3.5.3 NUMBER OF INSTRUCTORS/LECTURERS ACCORDING TO EDUCATION LEVEL AND GENDER BY DISTRICT

District	Technical Vocational			Higher Education			Total		
	MF	M	F	MF	M	F	MF	M	F
<b>Total</b>	<b>52</b>	<b>19</b>	<b>33</b>	<b>111</b>	<b>53</b>	<b>58</b>	<b>163</b>	<b>72</b>	<b>91</b>
Brunei Muara	52	19	33	111	53	58	163	72	91
Tutong	z	z	z	z	z	z	z	z	z
Belait	z	z	z	z	z	z	z	z	z
Temburong	z	z	z	z	z	z	z	z	z

### 3.5.4 ENROLMENT AND NUMBER OF INSTRUCTORS/LECTURERS ACCORDING TO GENDER BY EDUCATION LEVEL

Education Level	Students			Instructors/Lecturers		
	MF	M	F	MF	M	F
<b>Total</b>	<b>2520</b>	<b>1372</b>	<b>1148</b>	<b>163</b>	<b>72</b>	<b>91</b>
<b>Technical Vocational Total</b>	<b>990</b>	<b>563</b>	<b>427</b>	<b>52</b>	<b>19</b>	<b>33</b>
Year 1	636	368	268			
Year 2	354	195	159	52	19	33
Year 3	0	0	0			
<b>Higher Education Total</b>	<b>1530</b>	<b>809</b>	<b>721</b>	<b>111</b>	<b>53</b>	<b>58</b>
Year 1	752	397	355			
Year 2	386	209	177			
Year 3	323	164	159	111	53	58
Year 4	69	39	30			

**Note:**

z - Data is not applicable

### 3.5.5 ENROLMENT ACCORDING TO EDUCATION LEVEL AND GENDER BY DISTRICT FOR TECHNICAL VOCATIONAL

District	Year 1			Year 2			Year 3			Total		
	MF	M	F	MF	M	F	MF	M	F	MF	M	F
<b>Total</b>	<b>636</b>	<b>368</b>	<b>268</b>	<b>354</b>	<b>195</b>	<b>159</b>	<b>0</b>	<b>0</b>	<b>0</b>	<b>990</b>	<b>563</b>	<b>427</b>
Brunei Muara	636	368	268	354	195	159	0	0	0	990	563	427
Tutong	z	z	z	z	z	z	z	z	z	z	z	z
Belait	z	z	z	z	z	z	z	z	z	z	z	z
Temburong	z	z	z	z	z	z	z	z	z	z	z	z

### 3.5.6 ENROLMENT ACCORDING TO EDUCATION LEVEL AND GENDER BY DISTRICT FOR HIGHER EDUCATION

District	Year 1			Year 2			Year 3			Year 4			Year 5			Year 6			Total		
	MF	M	F	MF	M	F	MF	M	F	MF	M	F	MF	M	F	MF	M	F	MF	M	F
<b>Total</b>	<b>752</b>	<b>397</b>	<b>355</b>	<b>386</b>	<b>209</b>	<b>177</b>	<b>323</b>	<b>164</b>	<b>159</b>	<b>z</b>	<b>z</b>	<b>z</b>	<b>z</b>	<b>z</b>	<b>z</b>	<b>z</b>	<b>z</b>	<b>z</b>	<b>1530</b>	<b>809</b>	<b>721</b>
Brunei Muara	752	397	355	386	209	177	323	164	159	69	39	30	z	z	z	z	z	z	1530	809	721
Tutong	z	z	z	z	z	z	z	z	z	z	z	z	z	z	z	z	z	z	z	z	z
Belait	z	z	z	z	z	z	z	z	z	z	z	z	z	z	z	z	z	z	z	z	z
Temburong	z	z	z	z	z	z	z	z	z	z	z	z	z	z	z	z	z	z	z	z	z

### 3.5.7 NUMBER OF NEW STUDENTS AND REPEATERS ACCORDING TO GENDER BY INSTITUTION AND EDUCATION LEVEL FOR TECHNICAL VOCATIONAL

Education Level	New Students			Repeaters			Total		
	MF	M	F	MF	M	F	MF	M	F
<b>Technical Vocational Total</b>	<b>990</b>	<b>563</b>	<b>427</b>	<b>0</b>	<b>0</b>	<b>0</b>	<b>990</b>	<b>563</b>	<b>427</b>
Year 1	636	368	268	0	0	0	636	368	268
Year 2	354	195	159	0	0	0	354	195	159
Year 3	0	0	0	0	0	0	0	0	0
<b>CCCT Total</b>	<b>496</b>	<b>279</b>	<b>217</b>	<b>0</b>	<b>0</b>	<b>0</b>	<b>496</b>	<b>279</b>	<b>217</b>
Year 1	275	160	115	0	0	0	275	160	115
Year 2	221	119	102	0	0	0	221	119	102
Year 3	0	0	0	0	0	0	0	0	0
<b>KEMUDA Total</b>	<b>190</b>	<b>104</b>	<b>86</b>	<b>0</b>	<b>0</b>	<b>0</b>	<b>190</b>	<b>104</b>	<b>86</b>
Year 1	131	74	57	0	0	0	131	74	57
Year 2	59	30	29	0	0	0	59	30	29
Year 3	0	0	0	0	0	0	0	0	0
<b>MIC Total</b>	<b>304</b>	<b>180</b>	<b>124</b>	<b>0</b>	<b>0</b>	<b>0</b>	<b>304</b>	<b>180</b>	<b>124</b>
Year 1	230	134	96	0	0	0	230	134	96
Year 2	74	46	28	0	0	0	74	46	28
Year 3	0	0	0	0	0	0	0	0	0



**3.5.8 NUMBER OF NEW STUDENTS AND REPEATERS ACCORDING TO GENDER BY INSTITUTION AND EDUCATION LEVEL FOR HIGHER EDUCATION**

Education Level	New Students			Repeaters			Total		
	MF	M	F	MF	M	F	MF	M	F
<b>Higher Education Total</b>	<b>1492</b>	<b>779</b>	<b>713</b>	<b>38</b>	<b>30</b>	<b>8</b>	<b>1530</b>	<b>809</b>	<b>721</b>
Year 1	746	392	354	6	5	1	752	397	355
Year 2	379	203	176	7	6	1	386	209	177
Year 3	304	149	155	19	15	4	323	164	159
Year 4	63	35	28	6	4	2	69	39	30
Year 5	0	0	0	0	0	0	0	0	0
Year 6	0	0	0	0	0	0	0	0	0
<b>Kolej IGS Total</b>	<b>475</b>	<b>253</b>	<b>222</b>	<b>36</b>	<b>29</b>	<b>7</b>	<b>511</b>	<b>282</b>	<b>229</b>
Year 1	75	34	41	4	4	0	79	38	41
Year 2	203	111	92	7	6	1	210	117	93
Year 3	134	73	61	19	15	4	153	88	65
Year 4	63	35	28	6	4	2	69	39	30
<b>LCB Total</b>	<b>1017</b>	<b>526</b>	<b>491</b>	<b>2</b>	<b>1</b>	<b>1</b>	<b>1019</b>	<b>527</b>	<b>492</b>
Year 1	671	358	313	2	1	1	673	359	314
Year 2	176	92	84	0	0	0	176	92	84
Year 3	170	76	94	0	0	0	170	76	94
Year 4	z	z	z	z	z	z	z	z	z
Year 5	z	z	z	z	z	z	z	z	z
Year 6	z	z	z	z	z	z	z	z	z

**Note:**

z - Data is not applicable

### 3.5.9 ENROLMENT ACCORDING TO AGE BY EDUCATION LEVEL, INSTITUTION AND GENDER FOR TECHNICAL VOCATIONAL

Education Level	Gender	Age (in years)																										Total	
		< 15	15	16	17	18	19	20	21	22	23	24	25	26	27	28	29	30	31	32	33	34	35-39	40-44	45-49	50-54	55-59		≥ 60
<b>Technical</b>	<b>MF</b>	0	0	42	89	120	129	122	112	102	69	47	35	15	11	13	20	10	11	12	11	10	6	4	0	0	0	0	990
<b>Vocational</b>	<b>M</b>	0	0	20	56	65	74	74	58	57	40	24	16	9	4	10	15	6	7	6	8	6	5	3	0	0	0	0	563
<b>Total</b>	<b>F</b>	0	0	22	33	55	55	48	54	45	29	23	19	6	7	3	5	4	4	6	3	4	1	1	0	0	0	427	
Year 1	<b>MF</b>	0	0	42	87	109	108	72	67	56	30	12	9	3	4	4	7	5	5	4	2	6	2	2	0	0	0	0	636
	<b>M</b>	0	0	20	56	59	62	44	39	32	18	8	3	3	1	4	5	4	3	1	2	2	1	1	0	0	0	0	368
	<b>F</b>	0	0	22	31	50	46	28	28	24	12	4	6	0	3	0	2	1	2	3	0	4	1	1	0	0	0	0	268
Year 2	<b>MF</b>	0	0	0	2	11	21	50	45	46	39	35	26	12	7	9	13	5	6	8	9	4	4	2	0	0	0	0	354
	<b>M</b>	0	0	0	0	6	12	30	19	25	22	16	13	6	3	6	10	2	4	5	6	4	4	2	0	0	0	0	195
	<b>F</b>	0	0	0	2	5	9	20	26	21	17	19	13	6	4	3	3	3	2	3	3	0	0	0	0	0	0	0	159
Year 3	<b>MF</b>	0	0	0	0	0	0	0	0	0	0	0	0	0	0	0	0	0	0	0	0	0	0	0	0	0	0	0	0
	<b>M</b>	0	0	0	0	0	0	0	0	0	0	0	0	0	0	0	0	0	0	0	0	0	0	0	0	0	0	0	0
	<b>F</b>	0	0	0	0	0	0	0	0	0	0	0	0	0	0	0	0	0	0	0	0	0	0	0	0	0	0	0	0
<b>CCCT Total</b>	<b>MF</b>	0	0	40	55	43	49	50	44	40	26	18	24	13	11	11	18	9	9	10	11	9	5	1	0	0	0	0	496
	<b>M</b>	0	0	19	32	25	26	32	20	21	16	8	12	7	4	9	14	5	6	4	8	6	4	1	0	0	0	0	279
	<b>F</b>	0	0	21	23	18	23	18	24	19	10	10	12	6	7	2	4	4	3	6	3	3	1	0	0	0	0	0	217
Year 1	<b>MF</b>	0	0	40	53	34	34	20	24	15	12	4	4	2	4	4	6	4	3	3	2	5	1	1	0	0	0	0	275
	<b>M</b>	0	0	19	32	20	19	13	13	8	8	4	3	2	1	4	4	3	2	0	2	2	0	1	0	0	0	0	160
	<b>F</b>	0	0	21	21	14	15	7	11	7	4	0	1	0	3	0	2	1	1	3	0	3	1	0	0	0	0	0	115
Year 2	<b>MF</b>	0	0	0	2	9	15	30	20	25	14	14	20	11	7	7	12	5	6	7	9	4	4	0	0	0	0	0	221
	<b>M</b>	0	0	0	0	5	7	19	7	13	8	4	9	5	3	5	10	2	4	4	6	4	4	0	0	0	0	0	119
	<b>F</b>	0	0	0	2	4	8	11	13	12	6	10	11	6	4	2	2	3	2	3	3	0	0	0	0	0	0	0	102
<b>KEMUDA Total</b>	<b>MF</b>	0	0	2	6	38	31	27	26	24	13	11	4	0	0	2	1	1	1	1	0	0	0	2	0	0	0	0	190
	<b>M</b>	0	0	1	5	17	13	19	12	15	10	5	2	0	0	1	0	1	0	1	0	0	0	2	0	0	0	0	104
	<b>F</b>	0	0	1	1	21	18	8	14	9	3	6	2	0	0	1	1	0	1	0	0	0	0	0	0	0	0	0	86
Year 1	<b>MF</b>	0	0	2	6	37	31	16	10	15	6	4	2	0	0	0	1	1	0	0	0	0	0	0	0	0	0	0	131
	<b>M</b>	0	0	1	5	17	13	13	6	11	5	2	0	0	0	0	0	1	0	0	0	0	0	0	0	0	0	0	74
	<b>F</b>	0	0	1	1	20	18	3	4	4	1	2	2	0	0	0	0	0	1	0	0	0	0	0	0	0	0	0	57
Year 2	<b>MF</b>	0	0	0	0	1	0	11	16	9	7	7	2	0	0	2	1	0	0	1	0	0	0	2	0	0	0	0	59
	<b>M</b>	0	0	0	0	0	0	6	6	4	5	3	2	0	0	1	0	0	0	1	0	0	0	2	0	0	0	0	30
	<b>F</b>	0	0	0	0	1	0	5	10	5	2	4	0	0	0	1	1	0	0	0	0	0	0	0	0	0	0	0	29

### 3.5.9 ENROLMENT ACCORDING TO AGE BY EDUCATION LEVEL, INSTITUTION AND GENDER FOR TECHNICAL VOCATIONAL

Education Level	Gender	Age (in years)																										Total	
		< 15	15	16	17	18	19	20	21	22	23	24	25	26	27	28	29	30	31	32	33	34	35-39	40-44	45-49	50-54	55-59		≥ 60
MIC Total	MF	0	0	0	28	39	49	45	42	38	30	18	7	2	0	0	1	0	1	1	0	1	1	1	0	0	0	0	304
	M	0	0	0	19	23	35	23	26	21	14	11	2	2	0	0	1	0	1	1	0	0	1	0	0	0	0	180	
	F	0	0	0	9	16	14	22	16	17	16	7	5	0	0	0	0	0	0	0	0	1	0	1	0	0	0	124	
Year 1	MF	0	0	0	28	38	43	36	33	26	12	4	3	1	0	0	1	0	1	1	0	1	1	1	0	0	0	230	
	M	0	0	0	19	22	30	18	20	13	5	2	0	1	0	0	1	0	1	1	0	0	1	0	0	0	0	134	
	F	0	0	0	9	16	13	18	13	13	7	2	3	0	0	0	0	0	0	0	0	1	0	1	0	0	0	96	
Year 2	MF	0	0	0	0	1	6	9	9	12	18	14	4	1	0	0	0	0	0	0	0	0	0	0	0	0	0	74	
	M	0	0	0	0	1	5	5	6	8	9	9	2	1	0	0	0	0	0	0	0	0	0	0	0	0	0	46	
	F	0	0	0	0	0	1	4	3	4	9	5	2	0	0	0	0	0	0	0	0	0	0	0	0	0	0	28	

### 3.5.10 ENROLMENT ACCORDING TO AGE BY EDUCATION LEVEL, INSTITUTION AND GENDER FOR HIGHER EDUCATION

Education Level	Gender	Age (in years)																										Total	
		< 15	15	16	17	18	19	20	21	22	23	24	25	26	27	28	29	30	31	32	33	34	35-39	40-44	45-49	50-54	55-59		≥ 60
Higher Education Total	MF	0	0	3	70	140	196	241	180	177	162	105	70	44	21	22	23	26	9	1	5	6	17	11	1	0	0	0	1530
	M	0	0	2	32	65	102	119	90	106	92	54	45	29	10	12	7	15	7	0	2	4	10	6	0	0	0	0	809
	F	0	0	1	38	75	94	122	90	71	70	51	25	15	11	10	16	11	2	1	3	2	7	5	1	0	0	0	721
Year 1	MF	0	0	3	63	117	137	135	84	57	54	27	19	12	7	4	7	4	6	0	3	4	5	3	1	0	0	0	752
	M	0	0	2	29	54	71	66	43	36	36	16	14	8	4	4	1	1	5	0	1	2	2	2	0	0	0	0	397
	F	0	0	1	34	63	66	69	41	21	18	11	5	4	3	0	6	3	1	0	2	2	3	1	1	0	0	0	355
Year 2	MF	0	0	0	6	22	44	66	54	61	46	23	13	9	6	7	3	13	1	1	1	1	3	6	0	0	0	0	386
	M	0	0	0	3	10	23	31	30	38	31	11	5	5	2	3	2	8	1	0	0	1	3	2	0	0	0	0	209
	F	0	0	0	3	12	21	35	24	23	15	12	8	4	4	4	1	5	0	1	1	0	0	4	0	0	0	0	177
Year 3	MF	0	0	0	1	1	15	36	41	53	54	46	25	16	6	7	8	5	2	0	1	1	5	0	0	0	0	0	323
	M	0	0	0	0	1	8	19	16	29	23	23	16	12	3	3	2	2	1	0	1	1	4	0	0	0	0	0	164
	F	0	0	0	1	0	7	17	25	24	31	23	9	4	3	4	6	3	1	0	0	0	1	0	0	0	0	0	159
Year 4	MF	0	0	0	0	0	0	4	1	6	8	9	13	7	2	4	5	4	0	0	0	0	4	2	0	0	0	0	69
	M	0	0	0	0	0	0	3	1	3	2	4	10	4	1	2	2	4	0	0	0	0	1	2	0	0	0	0	39
	F	0	0	0	0	0	0	1	0	3	6	5	3	3	1	2	3	0	0	0	0	0	3	0	0	0	0	0	30
Year 5	MF	z	z	z	z	z	z	z	z	z	z	z	z	z	z	z	z	z	z	z	z	z	z	z	z	z	z	z	0
	M	z	z	z	z	z	z	z	z	z	z	z	z	z	z	z	z	z	z	z	z	z	z	z	z	z	z	z	0
	F	z	z	z	z	z	z	z	z	z	z	z	z	z	z	z	z	z	z	z	z	z	z	z	z	z	z	z	0

**Note:**

z - Data is not applicable

### 3.5.10 ENROLMENT ACCORDING TO AGE BY EDUCATION LEVEL, INSTITUTION, AND GENDER FOR HIGHER EDUCATION

Education Level	Gender	Age (in years)																									Total		
		< 15	15	16	17	18	19	20	21	22	23	24	25	26	27	28	29	30	31	32	33	34	35-39	40-44	45-49	50-54		55-59	≥ 60
<b>Kolej IGS Total</b>	<b>MF</b>	0	0	0	18	30	51	77	61	59	52	35	30	17	11	15	11	22	1	0	0	1	11	9	0	0	0	0	511
	<b>M</b>	0	0	0	4	16	25	47	33	36	32	13	18	11	6	7	6	14	1	0	0	1	7	5	0	0	0	282	
	<b>F</b>	0	0	0	14	14	26	30	28	23	20	22	12	6	5	8	5	8	0	0	0	0	4	4	0	0	0	229	
Year 1	<b>MF</b>	0	0	0	11	10	11	19	7	3	6	4	2	1	1	0	0	1	1	0	0	0	1	1	0	0	0	79	
	<b>M</b>	0	0	0	1	7	4	11	2	2	3	2	1	1	1	0	0	0	1	0	0	0	1	1	0	0	0	38	
	<b>F</b>	0	0	0	10	3	7	8	5	1	3	2	1	0	0	0	0	1	0	0	0	0	0	0	0	0	0	41	
Year 2	<b>MF</b>	0	0	0	6	19	26	33	28	23	23	9	6	3	4	6	2	13	0	0	0	1	2	6	0	0	0	210	
	<b>M</b>	0	0	0	3	8	13	19	19	14	16	2	3	1	1	3	2	8	0	0	0	1	2	2	0	0	0	117	
	<b>F</b>	0	0	0	3	11	13	14	9	9	7	7	3	2	3	3	0	5	0	0	0	0	0	4	0	0	0	93	
Year 3	<b>MF</b>	0	0	0	1	1	14	21	25	27	15	13	9	6	4	5	4	4	0	0	0	0	4	0	0	0	0	153	
	<b>M</b>	0	0	0	0	1	8	14	11	17	11	5	4	5	3	2	2	2	0	0	0	0	3	0	0	0	0	88	
	<b>F</b>	0	0	0	1	0	6	7	14	10	4	8	5	1	1	3	2	2	0	0	0	0	1	0	0	0	0	65	
Year 4	<b>MF</b>	0	0	0	0	0	0	4	1	6	8	9	13	7	2	4	5	4	0	0	0	0	4	2	0	0	0	69	
	<b>M</b>	0	0	0	0	0	0	3	1	3	2	4	10	4	1	2	2	4	0	0	0	0	1	2	0	0	0	39	
	<b>F</b>	0	0	0	0	0	0	1	0	3	6	5	3	3	1	2	3	0	0	0	0	0	3	0	0	0	0	30	
Year 5	<b>MF</b>	z	z	z	z	z	z	z	z	z	z	z	z	z	z	z	z	z	z	z	z	z	z	z	z	z	z	0	
	<b>M</b>	z	z	z	z	z	z	z	z	z	z	z	z	z	z	z	z	z	z	z	z	z	z	z	z	z	z	0	
	<b>F</b>	z	z	z	z	z	z	z	z	z	z	z	z	z	z	z	z	z	z	z	z	z	z	z	z	z	z	0	

**Note:**

z - Data is not applicable

### 3.5.10 ENROLMENT ACCORDING TO AGE BY EDUCATION LEVEL, INSTITUTION, AND GENDER FOR HIGHER EDUCATION

Education Level	Gender	Age (in years)																										Total	
		< 15	15	16	17	18	19	20	21	22	23	24	25	26	27	28	29	30	31	32	33	34	35-39	40-44	45-49	50-54	55-59		≥ 60
LCB Total	MF	0	0	3	52	110	145	164	119	118	110	70	40	27	10	7	12	4	8	1	5	5	6	2	1	0	0	0	1019
	M	0	0	2	28	49	77	72	57	70	60	41	27	18	4	5	1	1	6	0	2	3	3	1	0	0	0	0	527
	F	0	0	1	24	61	68	92	62	48	50	29	13	9	6	2	11	3	2	1	3	2	3	1	1	0	0	0	492
Year 1	MF	0	0	3	52	107	126	116	77	54	48	23	17	11	6	4	7	3	5	0	3	4	4	2	1	0	0	0	673
	M	0	0	2	28	47	67	55	41	34	33	14	13	7	3	4	1	1	4	0	1	2	1	1	0	0	0	0	359
	F	0	0	1	24	60	59	61	36	20	15	9	4	4	3	0	6	2	1	0	2	2	3	1	1	0	0	0	314
Year 2	MF	0	0	0	0	3	18	33	26	38	23	14	7	6	2	1	1	0	1	1	1	0	1	0	0	0	0	0	176
	M	0	0	0	0	2	10	12	11	24	15	9	2	4	1	0	0	0	1	0	0	0	1	0	0	0	0	0	92
	F	0	0	0	0	1	8	21	15	14	8	5	5	2	1	1	1	0	0	1	1	0	0	0	0	0	0	0	84
Year 3	MF	0	0	0	0	0	1	15	16	26	39	33	16	10	2	2	4	1	2	0	1	1	1	0	0	0	0	0	170
	M	0	0	0	0	0	0	5	5	12	12	18	12	7	0	1	0	0	1	0	1	1	1	0	0	0	0	0	76
	F	0	0	0	0	0	1	10	11	14	27	15	4	3	2	1	4	1	1	0	0	0	0	0	0	0	0	0	94
Year 4	MF	z	z	z	z	z	z	z	z	z	z	z	z	z	z	z	z	z	z	z	z	z	z	z	z	z	z	z	0
	M	z	z	z	z	z	z	z	z	z	z	z	z	z	z	z	z	z	z	z	z	z	z	z	z	z	z	z	0
	F	z	z	z	z	z	z	z	z	z	z	z	z	z	z	z	z	z	z	z	z	z	z	z	z	z	z	z	0
Year 5	MF	z	z	z	z	z	z	z	z	z	z	z	z	z	z	z	z	z	z	z	z	z	z	z	z	z	z	z	0
	M	z	z	z	z	z	z	z	z	z	z	z	z	z	z	z	z	z	z	z	z	z	z	z	z	z	z	z	0
	F	z	z	z	z	z	z	z	z	z	z	z	z	z	z	z	z	z	z	z	z	z	z	z	z	z	z	z	0

**Note:**

z - Data is not applicable

**3.5.11 ENROLMENT ACCORDING TO RACE AND CITIZENSHIP BY EDUCATION LEVEL AND GENDER FOR TECHNICAL VOCATIONAL**

Education Level	Gender	Race															
		Malay			Other Indigenous			Chinese			Others			Total			
		C	PR	NC	C	PR	NC	C	PR	NC	C	PR	NC	C	PR	NC	TOTAL
<b>Technical Vocational Total</b>	<b>MF</b>	925	1	2	14	5	1	4	9	6	0	0	23	943	15	32	990
	<b>M</b>	525	0	1	7	2	1	3	6	5	0	0	13	535	8	20	563
	<b>F</b>	400	1	1	7	3	0	1	3	1	0	0	10	408	7	12	427
Year 1	<b>MF</b>	587	1	2	7	5	0	3	8	4	0	0	19	597	14	25	636
	<b>M</b>	339	0	1	3	2	0	3	5	4	0	0	11	345	7	16	368
	<b>F</b>	248	1	1	4	3	0	0	3	0	0	0	8	252	7	9	268
Year 2	<b>MF</b>	338	0	0	7	0	1	1	1	2	0	0	4	346	1	7	354
	<b>M</b>	186	0	0	4	0	1	0	1	1	0	0	2	190	1	4	195
	<b>F</b>	152	0	0	3	0	0	1	0	1	0	0	2	156	0	3	159
Year 3	<b>MF</b>	0	0	0	0	0	0	0	0	0	0	0	0	0	0	0	0
	<b>M</b>	0	0	0	0	0	0	0	0	0	0	0	0	0	0	0	0
	<b>F</b>	0	0	0	0	0	0	0	0	0	0	0	0	0	0	0	0
<b>CCCT Total</b>	<b>MF</b>	472	0	0	3	0	0	1	4	1	0	0	15	476	4	16	496
	<b>M</b>	266	0	0	0	0	0	0	3	0	0	0	10	266	3	10	279
	<b>F</b>	206	0	0	3	0	0	1	1	1	0	0	5	210	1	6	217
Year 1	<b>MF</b>	256	0	0	3	0	0	0	4	0	0	0	12	259	4	12	275
	<b>M</b>	149	0	0	0	0	0	0	3	0	0	0	8	149	3	8	160
	<b>F</b>	107	0	0	3	0	0	0	1	0	0	0	4	110	1	4	115
Year 2	<b>MF</b>	216	0	0	0	0	0	1	0	1	0	0	3	217	0	4	221
	<b>M</b>	117	0	0	0	0	0	0	0	0	0	0	2	117	0	2	119
	<b>F</b>	99	0	0	0	0	0	1	0	1	0	0	1	100	0	2	102
Year 3	<b>MF</b>	0	0	0	0	0	0	0	0	0	0	0	0	0	0	0	0
	<b>M</b>	0	0	0	0	0	0	0	0	0	0	0	0	0	0	0	0
	<b>F</b>	0	0	0	0	0	0	0	0	0	0	0	0	0	0	0	0
<b>KEMUDA Total</b>	<b>MF</b>	170	0	0	8	5	0	0	4	1	0	0	2	178	9	3	190
	<b>M</b>	94	0	0	5	2	0	0	2	1	0	0	0	99	4	1	104
	<b>F</b>	76	0	0	3	3	0	0	2	0	0	0	2	79	5	2	86
Year 1	<b>MF</b>	118	0	0	3	5	0	0	3	1	0	0	1	121	8	2	131
	<b>M</b>	68	0	0	2	2	0	0	1	1	0	0	0	70	3	1	74
	<b>F</b>	50	0	0	1	3	0	0	2	0	0	0	1	51	5	1	57
Year 2	<b>MF</b>	52	0	0	5	0	0	0	1	0	0	0	1	57	1	1	59
	<b>M</b>	26	0	0	3	0	0	0	1	0	0	0	0	29	1	0	30
	<b>F</b>	26	0	0	2	0	0	0	0	0	0	0	1	28	0	1	29
Year 3	<b>MF</b>	z	z	z	z	z	z	z	z	z	z	z	z	z	z	z	z
	<b>M</b>	z	z	z	z	z	z	z	z	z	z	z	z	z	z	z	z
	<b>F</b>	z	z	z	z	z	z	z	z	z	z	z	z	z	z	z	z
<b>MIC Total</b>	<b>MF</b>	283	1	2	3	0	1	3	1	4	0	0	6	289	2	13	304
	<b>M</b>	165	0	1	2	0	1	3	1	4	0	0	3	170	1	9	180
	<b>F</b>	118	1	1	1	0	0	0	0	0	0	0	3	119	1	4	124
Year 1	<b>MF</b>	213	1	2	1	0	0	3	1	3	0	0	6	217	2	11	230
	<b>M</b>	122	0	1	1	0	0	3	1	3	0	0	3	126	1	7	134
	<b>F</b>	91	1	1	0	0	0	0	0	0	0	0	3	91	1	4	96
Year 2	<b>MF</b>	70	0	0	2	0	1	0	0	1	0	0	0	72	0	2	74
	<b>M</b>	43	0	0	1	0	1	0	0	1	0	0	0	44	0	2	46
	<b>F</b>	27	0	0	1	0	0	0	0	0	0	0	0	28	0	0	28

### 3.5.12 ENROLMENT ACCORDING TO RACE AND CITIZENSHIP BY EDUCATION LEVEL AND GENDER FOR HIGHER EDUCATION

Education Level	Gender	Race															
		Malay			Other Indigenous			Chinese			Others			Total			
		C	PR	NC	C	PR	NC	C	PR	NC	C	PR	NC	C	PR	NC	TOTAL
<b>Higher Education</b>	<b>MF</b>	1388	3	7	13	0	0	36	51	3	21	0	8	1458	54	18	1530
	<b>M</b>	724	2	2	5	0	0	24	32	0	13	0	7	766	34	9	809
	<b>F</b>	664	1	5	8	0	0	12	19	3	8	0	1	692	20	9	721
Year 1	<b>MF</b>	689	0	0	1	0	0	16	31	2	12	0	1	718	31	3	752
	<b>M</b>	359	0	0	1	0	0	13	18	0	6	0	0	379	18	0	397
	<b>F</b>	330	0	0	0	0	0	3	13	2	6	0	1	339	13	3	355
Year 2	<b>MF</b>	351	1	3	6	0	0	10	8	1	1	0	5	368	9	9	386
	<b>M</b>	190	1	1	1	0	0	4	6	0	1	0	5	196	7	6	209
	<b>F</b>	161	0	2	5	0	0	6	2	1	0	0	0	172	2	3	177
Year 3	<b>MF</b>	291	0	3	4	0	0	6	11	0	6	0	2	307	11	5	323
	<b>M</b>	143	0	1	2	0	0	3	8	0	5	0	2	153	8	3	164
	<b>F</b>	148	0	2	2	0	0	3	3	0	1	0	0	154	3	2	159
Year 4	<b>MF</b>	57	2	1	2	0	0	4	1	0	2	0	0	65	3	1	69
	<b>M</b>	32	1	0	1	0	0	4	0	0	1	0	0	38	1	0	39
	<b>F</b>	25	1	1	1	0	0	0	1	0	1	0	0	27	2	1	30
Year 5	<b>MF</b>	z	z	z	z	z	z	z	z	z	z	z	z	z	z	z	z
	<b>M</b>	z	z	z	z	z	z	z	z	z	z	z	z	z	z	z	z
	<b>F</b>	z	z	z	z	z	z	z	z	z	z	z	z	z	z	z	z
Year 6	<b>MF</b>	z	z	z	z	z	z	z	z	z	z	z	z	z	z	z	z
	<b>M</b>	z	z	z	z	z	z	z	z	z	z	z	z	z	z	z	z
	<b>F</b>	z	z	z	z	z	z	z	z	z	z	z	z	z	z	z	z
<b>Kolej IGS Total</b>	<b>MF</b>	458	3	7	9	0	0	14	1	3	8	0	8	489	4	18	511
	<b>M</b>	253	2	2	4	0	0	8	0	0	6	0	7	271	2	9	282
	<b>F</b>	205	1	5	5	0	0	6	1	3	2	0	1	218	2	9	229
Year 1	<b>MF</b>	76	0	0	0	0	0	0	0	2	0	0	1	76	0	3	79
	<b>M</b>	38	0	0	0	0	0	0	0	0	0	0	0	38	0	0	38
	<b>F</b>	38	0	0	0	0	0	0	0	2	0	0	1	38	0	3	41
Year 2	<b>MF</b>	190	1	3	3	0	0	6	0	1	1	0	5	200	1	9	210
	<b>M</b>	106	1	1	1	0	0	2	0	0	1	0	5	110	1	6	117
	<b>F</b>	84	0	2	2	0	0	4	0	1	0	0	0	90	0	3	93
Year 3	<b>MF</b>	135	0	3	4	0	0	4	0	0	5	0	2	148	0	5	153
	<b>M</b>	77	0	1	2	0	0	2	0	0	4	0	2	85	0	3	88
	<b>F</b>	58	0	2	2	0	0	2	0	0	1	0	0	63	0	2	65
Year 4	<b>MF</b>	57	2	1	2	0	0	4	1	0	2	0	0	65	3	1	69
	<b>M</b>	32	1	0	1	0	0	4	0	0	1	0	0	38	1	0	39
	<b>F</b>	25	1	1	1	0	0	0	1	0	1	0	0	27	2	1	30
Year 5	<b>MF</b>	z	z	z	z	z	z	z	z	z	z	z	z	z	z	z	z
	<b>M</b>	z	z	z	z	z	z	z	z	z	z	z	z	z	z	z	z
	<b>F</b>	z	z	z	z	z	z	z	z	z	z	z	z	z	z	z	z
Year 6	<b>MF</b>	z	z	z	z	z	z	z	z	z	z	z	z	z	z	z	z
	<b>M</b>	z	z	z	z	z	z	z	z	z	z	z	z	z	z	z	z
	<b>F</b>	z	z	z	z	z	z	z	z	z	z	z	z	z	z	z	z

**Note:**

z - Data is not applicable



### 3.5.12 ENROLMENT ACCORDING TO RACE AND CITIZENSHIP BY EDUCATION LEVEL AND GENDER FOR HIGHER EDUCATION

Education Level	Gender	Race															
		Malay			Other Indigenous			Chinese			Others			Total			
		C	PR	NC	C	PR	NC	C	PR	NC	C	PR	NC	C	PR	NC	TOTAL
LCB Total	MF	930	0	0	4	0	0	22	50	0	13	0	0	969	50	0	1019
	M	471	0	0	1	0	0	16	32	0	7	0	0	495	32	0	527
	F	459	0	0	3	0	0	6	18	0	6	0	0	474	18	0	492
Year 1	MF	613	0	0	1	0	0	16	31	0	12	0	0	642	31	0	673
	M	321	0	0	1	0	0	13	18	0	6	0	0	341	18	0	359
	F	292	0	0	0	0	0	3	13	0	6	0	0	301	13	0	314
Year 2	MF	161	0	0	3	0	0	4	8	0	0	0	0	168	8	0	176
	M	84	0	0	0	0	0	2	6	0	0	0	0	86	6	0	92
	F	77	0	0	3	0	0	2	2	0	0	0	0	82	2	0	84
Year 3	MF	156	0	0	0	0	0	2	11	0	1	0	0	159	11	0	170
	M	66	0	0	0	0	0	1	8	0	1	0	0	68	8	0	76
	F	90	0	0	0	0	0	1	3	0	0	0	0	91	3	0	94
Year 4	MF	z	z	z	z	z	z	z	z	z	z	z	z	z	z	z	z
	M	z	z	z	z	z	z	z	z	z	z	z	z	z	z	z	z
	F	z	z	z	z	z	z	z	z	z	z	z	z	z	z	z	z
Year 5	MF	z	z	z	z	z	z	z	z	z	z	z	z	z	z	z	z
	M	z	z	z	z	z	z	z	z	z	z	z	z	z	z	z	z
	F	z	z	z	z	z	z	z	z	z	z	z	z	z	z	z	z
Year 6	MF	z	z	z	z	z	z	z	z	z	z	z	z	z	z	z	z
	M	z	z	z	z	z	z	z	z	z	z	z	z	z	z	z	z
	F	z	z	z	z	z	z	z	z	z	z	z	z	z	z	z	z

**Note:**

z - Data is not applicable

### 3.5.13 INTAKE, ENROLMENT, AND GRADUATES ACCORDING TO GENDER BY AWARD LEVEL AND INSTITUTION FOR TECHNICAL VOCATIONAL

Award Level	Intake			Enrolment			Graduates		
	MF	M	F	MF	M	F	MF	M	F
<b>Technical Vocational Total</b>	<b>636</b>	<b>368</b>	<b>268</b>	<b>990</b>	<b>563</b>	<b>427</b>	<b>566</b>	<b>297</b>	<b>269</b>
Higher National Diploma	186	105	81	356	190	166	55	21	34
Higher National Certificate	0	0	0	0	0	0	12	7	5
Diploma / National Diploma	178	109	69	362	219	143	372	190	182
Bridging Course	190	108	82	190	108	82	85	49	36
NTec / Skill Certificate 3	82	46	36	82	46	36	42	30	12
ISQ / Skill Certificate 2	0	0	0	0	0	0	0	0	0
Professional	0	0	0	0	0	0	0	0	0
<b>CCCT Total</b>	<b>275</b>	<b>160</b>	<b>115</b>	<b>496</b>	<b>279</b>	<b>217</b>	<b>354</b>	<b>187</b>	<b>167</b>
Higher National Diploma	62	35	27	141	70	71	55	21	34
Higher National Certificate	0	0	0	0	0	0	0	0	0
Diploma / National Diploma	88	51	37	230	135	95	220	119	101
Bridging Course	125	74	51	125	74	51	79	47	32
NTec / Skill Certificate 3	0	0	0	0	0	0	0	0	0
ISQ / Skill Certificate 2	0	0	0	0	0	0	0	0	0
Professional	0	0	0	0	0	0	0	0	0
<b>KEMUDA Total</b>	<b>131</b>	<b>74</b>	<b>57</b>	<b>190</b>	<b>104</b>	<b>86</b>	<b>6</b>	<b>2</b>	<b>4</b>
Higher National Diploma	35	23	12	70	40	30	0	0	0
Higher National Certificate	0	0	0	0	0	0	0	0	0
Diploma / National Diploma	31	17	14	55	30	25	0	0	0
Bridging Course	65	34	31	65	34	31	6	2	4
NTec / Skill Certificate 3	0	0	0	0	0	0	0	0	0
ISQ / Skill Certificate 2	0	0	0	0	0	0	0	0	0
Professional	0	0	0	0	0	0	0	0	0
<b>MIC Total</b>	<b>230</b>	<b>134</b>	<b>96</b>	<b>304</b>	<b>180</b>	<b>124</b>	<b>206</b>	<b>108</b>	<b>98</b>
Higher National Diploma	89	47	42	145	80	65	0	0	0
Higher National Certificate	0	0	0	0	0	0	12	7	5
Diploma / National Diploma	59	41	18	77	54	23	152	71	81
Bridging Course	0	0	0	0	0	0	0	0	0
NTec / Skill Certificate 3	82	46	36	82	46	36	42	30	12
ISQ / Skill Certificate 2	0	0	0	0	0	0	0	0	0
Professional	0	0	0	0	0	0	0	0	0

Note:

Bridging Courses are equivalent to 'BTEC Level 2 Certificate, BTEC Level 1 Diploma and NCC Level 3 Diploma'  
 Bridging Course at Kemuda Institute includes Kemuda Certificate Level 1.

### 3.5.14 ENROLMENT ACCORDING TO EDUCATION LEVEL AND GENDER BY AWARD LEVEL AND INSTITUTION FOR TECHNICAL VOCATIONAL

Award Level	Year 1			Year 2			Year 3			Total		
	MF	M	F	MF	M	F	MF	M	F	MF	M	F
<b>Technical Vocational Total</b>	<b>636</b>	<b>368</b>	<b>268</b>	<b>354</b>	<b>195</b>	<b>159</b>	<b>0</b>	<b>0</b>	<b>0</b>	<b>990</b>	<b>563</b>	<b>427</b>
Higher National Diploma	186	105	81	170	85	85	0	0	0	356	190	166
Higher National Certificate	0	0	0	0	0	0	0	0	0	0	0	0
Diploma / National Diploma	178	109	69	184	110	74	0	0	0	362	219	143
Bridging Course	190	108	82	0	0	0	0	0	0	190	108	82
NTec / Skill Certificate 3	82	46	36	0	0	0	0	0	0	82	46	36
ISQ / Skill Certificate 2	0	0	0	0	0	0	0	0	0	0	0	0
Professional	0	0	0	0	0	0	0	0	0	0	0	0
<b>CCCT Total</b>	<b>275</b>	<b>160</b>	<b>115</b>	<b>221</b>	<b>119</b>	<b>102</b>	<b>0</b>	<b>0</b>	<b>0</b>	<b>496</b>	<b>279</b>	<b>217</b>
Higher National Diploma	62	35	27	79	35	44	0	0	0	141	70	71
Higher National Certificate	0	0	0	0	0	0	0	0	0	0	0	0
Diploma / National Diploma	88	51	37	142	84	58	0	0	0	230	135	95
Bridging Course	125	74	51	0	0	0	0	0	0	125	74	51
NTec / Skill Certificate 3	0	0	0	0	0	0	0	0	0	0	0	0
ISQ / Skill Certificate 2	0	0	0	0	0	0	0	0	0	0	0	0
Professional	0	0	0	0	0	0	0	0	0	0	0	0
<b>KemudaTotal</b>	<b>131</b>	<b>74</b>	<b>57</b>	<b>59</b>	<b>30</b>	<b>29</b>	<b>0</b>	<b>0</b>	<b>0</b>	<b>190</b>	<b>104</b>	<b>86</b>
Higher National Diploma	35	23	12	35	17	18	0	0	0	70	40	30
Higher National Certificate	0	0	0	0	0	0	0	0	0	0	0	0
Diploma / National Diploma	31	17	14	24	13	11	0	0	0	55	30	25
Bridging Course	65	34	31	0	0	0	0	0	0	65	34	31
NTec / Skill Certificate 3	0	0	0	0	0	0	0	0	0	0	0	0
ISQ / Skill Certificate 2	0	0	0	0	0	0	0	0	0	0	0	0
Professional	0	0	0	0	0	0	0	0	0	0	0	0
<b>MIC Total</b>	<b>230</b>	<b>134</b>	<b>96</b>	<b>74</b>	<b>46</b>	<b>28</b>	<b>0</b>	<b>0</b>	<b>0</b>	<b>304</b>	<b>180</b>	<b>124</b>
Higher National Diploma	89	47	42	56	33	23	0	0	0	145	80	65
Higher National Certificate	0	0	0	0	0	0	0	0	0	0	0	0
Diploma / National Diploma	59	41	18	18	13	5	0	0	0	77	54	23
Bridging Course	0	0	0	0	0	0	0	0	0	0	0	0
NTec / Skill Certificate 3	82	46	36	0	0	0	0	0	0	82	46	36
ISQ / Skill Certificate 2	0	0	0	0	0	0	0	0	0	0	0	0
Professional	0	0	0	0	0	0	0	0	0	0	0	0

Note:

Bridging Courses are equivalent to 'BTEC Level 2 Certificate, BTEC Level 1 Diploma and NCC Level 3 Diploma' Awards.

Bridging Course at Kemuda Institute includes Kemuda Certificate Level 1.

### 3.5.15 ENROLMENT ACCORDING TO EDUCATION LEVEL AND GENDER BY COURSE/PROGRAMME AND INSTITUTION FOR TECHNICAL VOCATIONAL

#### 3.5.15.1 COSMOPOLITAN COLLEGE COMMERCE AND TECHNOLOGY SDN BHD (CCCT)

Courses / Programmes	Education Level											
	Year 1			Year 2			Year 3			Total		
	MF	M	F	MF	M	F	MF	M	F	MF	M	F
<b>Total</b>	<b>275</b>	<b>160</b>	<b>115</b>	<b>221</b>	<b>119</b>	<b>102</b>	<b>0</b>	<b>0</b>	<b>0</b>	<b>496</b>	<b>279</b>	<b>217</b>
BTec Level 1 Diploma in Information Technology	36	26	10	0	0	0	0	0	0	36	26	10
BTec Level 2 Certificate in Information Technology	62	36	26	0	0	0	0	0	0	62	36	26
BTec Level 2 Certificate in Business	21	6	15	0	0	0	0	0	0	21	6	15
BTec Level 2 Certificate in Creative Media Poduction	6	6	0	0	0	0	0	0	0	6	6	0
BTec Level 3 Diploma in Information Technology	57	37	20	88	54	34	0	0	0	145	91	54
BTec Level 3 Diploma in Business (Management) (FT)	23	11	12	48	27	21	0	0	0	71	38	33
BTec Level 5 HND in Computing (FT)	27	19	8	31	19	12	0	0	0	58	38	20
BTec Level 5 HND in Business (FT)	12	2	10	34	11	23	0	0	0	46	13	33
BTec Level 5 HND in Creative Media Production (Computer Game Design)	6	5	1	0	0	0	0	0	0	6	5	1
BTec Level 3 Diploma in Business (Management) (PT)	8	3	5	6	3	3	0	0	0	14	6	8
BTec Level 5 HND in Computing (PT)	9	5	4	4	3	1	0	0	0	13	8	5
BTec Level 5 HND in Business (PT)	8	4	4	10	2	8	0	0	0	18	6	12

### 3.5.15 ENROLMENT ACCORDING TO EDUCATION LEVEL AND GENDER BY COURSE/PROGRAMME AND INSTITUTION FOR TECHNICAL VOCATIONAL

#### 3.5.15.2 KEMUDA INSTITUTE

Courses / Programmes	Education Level											
	Year 1			Year 2			Year 3			Total		
	MF	M	F	MF	M	F	MF	M	F	MF	M	F
<b>Total</b>	<b>131</b>	<b>74</b>	<b>57</b>	<b>59</b>	<b>30</b>	<b>29</b>	<b>0</b>	<b>0</b>	<b>0</b>	<b>190</b>	<b>104</b>	<b>86</b>
BTEC Level 5 HND in Computing	35	23	12	35	17	18	0	0	0	70	40	30
BTEC Level 3 Diploma in Information Technology	31	17	14	24	13	11	0	0	0	55	30	25
BTEC Level 2 Certificate in Information Technology	57	30	27	0	0	0	0	0	0	57	30	27
NCC Level 3 Diploma in Computing	8	4	4	0	0	0	0	0	0	8	4	4

#### 3.5.15.3 MICRONET INTERNATIONAL COLLEGE (MIC)

Courses / Programmes	Education Level											
	Year 1			Year 2			Year 3			Total		
	MF	M	F	MF	M	F	MF	M	F	MF	M	F
<b>Total</b>	<b>230</b>	<b>134</b>	<b>96</b>	<b>74</b>	<b>46</b>	<b>28</b>	<b>0</b>	<b>0</b>	<b>0</b>	<b>304</b>	<b>180</b>	<b>124</b>
Pearson BTEC Level 5 Higher National Diploma in Computing	31	11	20	51	31	20	0	0	0	82	42	40
SQA Level 5 Higher National Diploma in Computer Science	58	36	22	5	2	3	0	0	0	63	38	25
NCC Education Level 4 Diploma in Computing	10	6	4	0	0	0	0	0	0	10	6	4
Pearson BTEC Level 3 Diploma in Information Technology	49	35	14	18	13	5	0	0	0	67	48	19
Pearson BTEC International Level 2 Certificate in Information Technology	70	41	29	0	0	0	0	0	0	70	41	29
SQA National Certificate in Mobile Technology	12	5	7	0	0	0	0	0	0	12	5	7

**3.5.16 INTAKE, ENROLMENT, AND GRADUATES ACCORDING TO GENDER BY AWARD LEVEL AND FIELD OF EDUCATION FOR HIGHER EDUCATION**

Field of Education	Intake			Enrolment			Graduates		
	MF	M	F	MF	M	F	MF	M	F
<b>Higher Education Total</b>	<b>752</b>	<b>397</b>	<b>355</b>	<b>1530</b>	<b>809</b>	<b>721</b>	<b>837</b>	<b>423</b>	<b>414</b>
<b>Bachelor's Degree Total</b>	<b>197</b>	<b>98</b>	<b>99</b>	<b>758</b>	<b>389</b>	<b>369</b>	<b>340</b>	<b>154</b>	<b>186</b>
Business & Administration	132	53	79	454	186	268	252	109	143
Information and Communication Technology	22	17	5	134	93	41	50	26	24
Art and Humanities	7	4	3	16	11	5	0	0	0
Computing	36	24	12	154	99	55	38	19	19
<b>Higher National Diploma Total</b>	<b>222</b>	<b>131</b>	<b>91</b>	<b>222</b>	<b>131</b>	<b>91</b>	<b>179</b>	<b>97</b>	<b>82</b>
Business & Administration	99	53	46	99	53	46	76	32	44
Information and Communication Technology	0	0	0	0	0	0	3	1	2
Services	20	7	13	20	7	13	12	2	10
Computing	103	71	32	103	71	32	88	62	26
<b>Higher National Certificate Total</b>	<b>0</b>	<b>0</b>	<b>0</b>	<b>0</b>	<b>0</b>	<b>0</b>	<b>2</b>	<b>2</b>	<b>0</b>
Computing	0	0	0	0	0	0	2	2	0
<b>Diploma Total</b>	<b>19</b>	<b>4</b>	<b>15</b>	<b>114</b>	<b>53</b>	<b>61</b>	<b>82</b>	<b>34</b>	<b>48</b>
Business & Administration	0	0	0	0	0	0	18	6	12
Art and Humanities	19	4	15	114	53	61	19	8	11
Information and Communication Technology	0	0	0	0	0	0	45	20	25
<b>National Diploma Total</b>	<b>151</b>	<b>81</b>	<b>70</b>	<b>151</b>	<b>81</b>	<b>70</b>	<b>103</b>	<b>64</b>	<b>39</b>
Business & Administration	102	52	50	102	52	50	50	28	22
Services	11	3	8	11	3	8	9	5	4
Computing	38	26	12	38	26	12	44	31	13
<b>Certificate Total</b>	<b>7</b>	<b>3</b>	<b>4</b>	<b>55</b>	<b>27</b>	<b>28</b>	<b>18</b>	<b>13</b>	<b>5</b>
Information and Communication Technology	7	3	4	55	27	28	18	13	5
<b>Skill Certificate 3 Total</b>	<b>0</b>	<b>0</b>	<b>0</b>	<b>0</b>	<b>0</b>	<b>0</b>	<b>0</b>	<b>0</b>	<b>0</b>
Business & Administration	0	0	0	0	0	0	0	0	0
Information and Communication Technology	0	0	0	0	0	0	0	0	0
<b>Skill Certificate 2 Total</b>	<b>0</b>	<b>0</b>	<b>0</b>	<b>0</b>	<b>0</b>	<b>0</b>	<b>0</b>	<b>0</b>	<b>0</b>
Business & Administration	0	0	0	0	0	0	0	0	0
Information and Communication Technology	0	0	0	0	0	0	0	0	0
<b>Level 2 Certificate Total</b>	<b>79</b>	<b>47</b>	<b>32</b>	<b>79</b>	<b>47</b>	<b>32</b>	<b>43</b>	<b>28</b>	<b>15</b>
Business & Administration	79	47	32	79	47	32	43	28	15
<b>Non Graduating Program Total</b>	<b>77</b>	<b>33</b>	<b>44</b>	<b>151</b>	<b>81</b>	<b>70</b>	<b>70</b>	<b>31</b>	<b>39</b>
University Foundation Course	73	31	42	73	31	42	70	31	39
Foundation in Business	4	2	2	31	13	18	0	0	0
Foundation in Information Technology	0	0	0	47	37	10	0	0	0

**3.5.17 INTAKE, ENROLMENT, AND GRADUATES ACCORDING TO GENDER BY INSTITUTION, AWARD LEVEL, FIELD OF EDUCATION, AND PROGRAMME FOR HIGHER EDUCATION**

**3.5.17.1 KOLEJ INTERNATIONAL GRADUATE STUDIES (KIGS)**

Field of Education	Intake			Enrolment			Graduates		
	MF	M	F	MF	M	F	MF	M	F
<b>KIGS Total</b>	<b>79</b>	<b>38</b>	<b>41</b>	<b>511</b>	<b>282</b>	<b>229</b>	<b>205</b>	<b>98</b>	<b>107</b>
<b>Bachelor's Degree Total</b>	<b>49</b>	<b>29</b>	<b>20</b>	<b>264</b>	<b>152</b>	<b>112</b>	<b>102</b>	<b>50</b>	<b>52</b>
<b>Business &amp; Administration</b>	<b>20</b>	<b>8</b>	<b>12</b>	<b>114</b>	<b>48</b>	<b>66</b>	<b>52</b>	<b>24</b>	<b>28</b>
LUCT Bachelor In Business Administration	0	0	0	0	0	0	0	0	0
LUCT Bachelor of Business (Hons) Accounting	4	1	3	20	8	12	7	3	4
LUCT Bachelor In Business Administration (Hons)	16	7	9	94	40	54	45	21	24
<b>Information and Communication Technology</b>	<b>22</b>	<b>17</b>	<b>5</b>	<b>134</b>	<b>93</b>	<b>41</b>	<b>50</b>	<b>26</b>	<b>24</b>
LUCT Bachelor of Science (Hons) in Software Engineering with Multimedia	4	4	0	49	34	15	15	6	9
LUCT Bachelor of Science (Hons) in Information Technology	18	13	5	85	59	26	35	20	15
<b>Art and Humanities</b>	<b>7</b>	<b>4</b>	<b>3</b>	<b>16</b>	<b>11</b>	<b>5</b>	<b>0</b>	<b>0</b>	<b>0</b>
LUCT Bachelor of Communication (Hons) in Digital Media	7	4	3	16	11	5	0	0	0
<b>Higher National Diploma Total</b>	<b>0</b>	<b>0</b>	<b>0</b>	<b>0</b>	<b>0</b>	<b>0</b>	<b>3</b>	<b>1</b>	<b>2</b>
<b>Business &amp; Administration</b>	<b>0</b>	<b>0</b>	<b>0</b>	<b>0</b>	<b>0</b>	<b>0</b>	<b>0</b>	<b>0</b>	<b>0</b>
BDTVEC Higher National Diploma in Business (Accounting)	0	0	0	0	0	0	0	0	0
BDTVEC Higher National Diploma In Business Management	0	0	0	0	0	0	0	0	0
<b>Information and Communication Technology</b>	<b>0</b>	<b>0</b>	<b>0</b>	<b>0</b>	<b>0</b>	<b>0</b>	<b>3</b>	<b>1</b>	<b>2</b>
BDTVEC Higher National Diploma In Computing	0	0	0	0	0	0	3	1	2
<b>Diploma Total</b>	<b>19</b>	<b>4</b>	<b>15</b>	<b>114</b>	<b>53</b>	<b>61</b>	<b>82</b>	<b>34</b>	<b>48</b>
<b>Business &amp; Administration</b>	<b>0</b>	<b>0</b>	<b>0</b>	<b>0</b>	<b>0</b>	<b>0</b>	<b>18</b>	<b>6</b>	<b>12</b>
BDTVEC Diploma in Business and Finance	0	0	0	0	0	0	17	6	11
BDTVEC Diploma in Office Administration	0	0	0	0	0	0	1	0	1

**3.5.17 INTAKE, ENROLMENT, AND GRADUATES ACCORDING TO GENDER BY INSTITUTION, AWARD LEVEL, FIELD OF EDUCATION, AND PROGRAMME FOR HIGHER EDUCATION**

**3.5.17.1 KOLEJ INTERNATIONAL GRADUATE STUDIES (KIGS)**

<b>Art and Humanities</b>	<b>19</b>	<b>4</b>	<b>15</b>	<b>114</b>	<b>53</b>	<b>61</b>	<b>19</b>	<b>8</b>	<b>11</b>
LUCT Diploma in Animation and Multimedia Design	5	1	4	23	9	14	8	1	7
LUCT Diploma in Graphic Design Technology	7	2	5	53	28	25	5	2	3
LUCT Diploma in Advertising, Multimedia And Broadcasting	7	1	6	32	11	21	6	5	1
LUCT Diploma in Animation Multimedia & Broadcasting	0	0	0	0	0	0	0	0	0
LUCT Diploma Interactive Multimedia Design	0	0	0	6	5	1	0	0	0
<b>Information and Communication Technology</b>	<b>0</b>	<b>0</b>	<b>0</b>	<b>0</b>	<b>0</b>	<b>0</b>	<b>45</b>	<b>20</b>	<b>25</b>
BDTVEC Diploma in Computer Network	0	0	0	0	0	0	0	0	0
BDTVEC Diploma in Information Technology	0	0	0	0	0	0	45	20	25
BDTVEC National Diploma in Computer Studies	0	0	0	0	0	0	0	0	0
<b>CertificateTotal</b>	<b>7</b>	<b>3</b>	<b>4</b>	<b>55</b>	<b>27</b>	<b>28</b>	<b>18</b>	<b>13</b>	<b>5</b>
<b>Information and Communication</b>	<b>4</b>	<b>3</b>	<b>4</b>	<b>38</b>	<b>27</b>	<b>28</b>	<b>11</b>	<b>9</b>	<b>2</b>
Certificate of Electronic Media Production	4	2	2	38	21	17	11	9	2
Certificate of Arts & Design	3	1	2	17	6	11	7	4	3
<b>Skill Certificate 3 Total</b>	<b>0</b>	<b>0</b>	<b>0</b>	<b>0</b>	<b>0</b>	<b>0</b>	<b>0</b>	<b>0</b>	<b>0</b>
<b>Business &amp; Administration</b>	<b>0</b>	<b>0</b>	<b>0</b>	<b>0</b>	<b>0</b>	<b>0</b>	<b>0</b>	<b>0</b>	<b>0</b>
BDTVEC Skill Certificate 3 in Business Administration	0	0	0	0	0	0	0	0	0
<b>Information and Communication Technology</b>	<b>0</b>	<b>0</b>	<b>0</b>	<b>0</b>	<b>0</b>	<b>0</b>	<b>0</b>	<b>0</b>	<b>0</b>
BDTVEC Skill Certificate 3 in Information Technology	0	0	0	0	0	0	0	0	0
<b>Skill Certificate 2 Total</b>	<b>0</b>	<b>0</b>	<b>0</b>	<b>0</b>	<b>0</b>	<b>0</b>	<b>0</b>	<b>0</b>	<b>0</b>
<b>Information and Communication Technology</b>	<b>0</b>	<b>0</b>	<b>0</b>	<b>0</b>	<b>0</b>	<b>0</b>	<b>0</b>	<b>0</b>	<b>0</b>
BDTVEC Skill Certificate 2 in Information Technology	0	0	0	0	0	0	0	0	0
<b>Foundation Programme Total</b>	<b>4</b>	<b>2</b>	<b>2</b>	<b>78</b>	<b>50</b>	<b>28</b>	<b>0</b>	<b>0</b>	<b>0</b>
<b>Business &amp; Administration</b>	<b>4</b>	<b>2</b>	<b>2</b>	<b>31</b>	<b>13</b>	<b>18</b>	<b>0</b>	<b>0</b>	<b>0</b>
Foundation in Business	4	2	2	31	13	18	0	0	0
<b>Information and Communication</b>	<b>0</b>	<b>0</b>	<b>0</b>	<b>47</b>	<b>37</b>	<b>10</b>	<b>0</b>	<b>0</b>	<b>0</b>
Foundation in Information Technology	0	0	0	47	37	10	0	0	0



**3.5.17 INTAKE, ENROLMENT, AND GRADUATES ACCORDING TO GENDER BY INSTITUTION, AWARD LEVEL, FIELD OF EDUCATION, AND PROGRAMME FOR HIGHER EDUCATION**

**3.5.17.2 LAKSAMANA COLLEGE OF BUSINESS (LCB)**

Field of Education	Intake			Enrolment			Graduates		
	MF	M	F	MF	M	F	MF	M	F
<b>LCB Total</b>	<b>673</b>	<b>359</b>	<b>314</b>	<b>1019</b>	<b>527</b>	<b>492</b>	<b>632</b>	<b>325</b>	<b>307</b>
<b>Bachelor's Degree Total</b>	<b>148</b>	<b>69</b>	<b>79</b>	<b>494</b>	<b>237</b>	<b>257</b>	<b>238</b>	<b>104</b>	<b>134</b>
<b>Business &amp; Administration</b>	<b>112</b>	<b>45</b>	<b>67</b>	<b>340</b>	<b>138</b>	<b>202</b>	<b>200</b>	<b>85</b>	<b>115</b>
BA Common Year 1	112	45	67	112	45	67	135	64	71
BA (Hons) Accounting & Finance	0	0	0	81	33	48			
BA (Hons) Business Management	0	0	0	129	52	77	65	21	44
BA (Hons) Marketing	0	0	0	18	8	10			
<b>Computing</b>	<b>36</b>	<b>24</b>	<b>12</b>	<b>154</b>	<b>99</b>	<b>55</b>	<b>38</b>	<b>19</b>	<b>19</b>
BA (Hons) Computer Science (First Year)	36	24	12	154	99	55	38	19	19
<b>Higher National Diploma Total</b>	<b>222</b>	<b>131</b>	<b>91</b>	<b>222</b>	<b>131</b>	<b>91</b>	<b>176</b>	<b>96</b>	<b>80</b>
<b>Business &amp; Administration</b>	<b>99</b>	<b>53</b>	<b>46</b>	<b>99</b>	<b>53</b>	<b>46</b>	<b>76</b>	<b>32</b>	<b>44</b>
Pearson BTEC Level 5 HND in Business (Accounting/Marketing)	99	53	46	99	53	46	76	32	44
Pearson BTEC Level 5 HND in Business (Marketing)	0	0	0	0	0	0	0	0	0
Pearson BTEC Level 5 HND in Business (Accounting)	0	0	0	0	0	0	0	0	0
<b>Computing</b>	<b>103</b>	<b>71</b>	<b>32</b>	<b>103</b>	<b>71</b>	<b>32</b>	<b>88</b>	<b>62</b>	<b>26</b>
Pearson BTEC Level 5 HND in Computing & Systems Development	103	71	32	103	71	32	88	62	26
<b>Services</b>	<b>20</b>	<b>7</b>	<b>13</b>	<b>20</b>	<b>7</b>	<b>13</b>	<b>12</b>	<b>2</b>	<b>10</b>
Pearson BTEC Level 5 HND in Hospitality	20	7	13	20	7	13	12	2	10
<b>Higher National Certificate Total</b>	<b>0</b>	<b>0</b>	<b>0</b>	<b>0</b>	<b>0</b>	<b>0</b>	<b>2</b>	<b>2</b>	<b>0</b>
<b>Computing</b>	<b>0</b>	<b>0</b>	<b>0</b>	<b>0</b>	<b>0</b>	<b>0</b>	<b>2</b>	<b>2</b>	<b>0</b>
Pearson BTEC Level 4 HNC in Computing & System Development	0	0	0	0	0	0	2	2	0
<b>National Diploma Total</b>	<b>151</b>	<b>81</b>	<b>70</b>	<b>151</b>	<b>81</b>	<b>70</b>	<b>103</b>	<b>64</b>	<b>39</b>
<b>Business &amp; Administration</b>	<b>102</b>	<b>52</b>	<b>50</b>	<b>102</b>	<b>52</b>	<b>50</b>	<b>50</b>	<b>28</b>	<b>22</b>
Pearson BTEC Level 3 Diploma in Business	102	52	50	102	52	50	50	28	22
<b>Computing</b>	<b>38</b>	<b>26</b>	<b>12</b>	<b>38</b>	<b>26</b>	<b>12</b>	<b>44</b>	<b>31</b>	<b>13</b>
Pearson BTEC Level 3 Diploma in IT	38	26	12	38	26	12	44	31	13
<b>Services</b>	<b>11</b>	<b>3</b>	<b>8</b>	<b>11</b>	<b>3</b>	<b>8</b>	<b>9</b>	<b>5</b>	<b>4</b>
BTEC Pearson Level 3 Diploma in Hospitality	11	3	8	11	3	8	9	5	4
<b>Level 2 Certificate Total</b>	<b>79</b>	<b>47</b>	<b>32</b>	<b>79</b>	<b>47</b>	<b>32</b>	<b>43</b>	<b>28</b>	<b>15</b>
<b>Business &amp; Administration</b>	<b>79</b>	<b>47</b>	<b>32</b>	<b>79</b>	<b>47</b>	<b>32</b>	<b>43</b>	<b>28</b>	<b>15</b>
Pearson BTEC Level 2 Certificate in Business	79	47	32	79	47	32	43	28	15
<b>Non Graduating Program Total</b>	<b>73</b>	<b>31</b>	<b>42</b>	<b>73</b>	<b>31</b>	<b>42</b>	<b>70</b>	<b>31</b>	<b>39</b>
University Foundation Course	73	31	42	73	31	42	70	31	39

### 3.5.18 ENROLMENT ACCORDING TO EDUCATION LEVEL AND GENDER BY INSTITUTION, AWARD LEVEL, FIELD OF EDUCATION AND PROGRAMMES FOR HIGHER EDUCATION

#### 3.5.18.1 KOLEJ INTERNATIONAL GRADUATE STUDIES (KIGS)

Programme	Year 1			Year 2			Year 3			Year 4			Total		
	MF	M	F	MF	M	F	MF	M	F	MF	M	F	MF	M	F
<b>KIGS Total</b>	<b>75</b>	<b>36</b>	<b>39</b>	<b>157</b>	<b>86</b>	<b>71</b>	<b>132</b>	<b>71</b>	<b>61</b>	<b>69</b>	<b>39</b>	<b>30</b>	<b>511</b>	<b>282</b>	<b>229</b>
<b>Bachelor's Degree Total</b>	<b>49</b>	<b>29</b>	<b>20</b>	<b>97</b>	<b>59</b>	<b>38</b>	<b>68</b>	<b>35</b>	<b>33</b>	<b>50</b>	<b>29</b>	<b>21</b>	<b>264</b>	<b>152</b>	<b>112</b>
<b>Business &amp; Administration</b>	<b>20</b>	<b>8</b>	<b>12</b>	<b>51</b>	<b>25</b>	<b>26</b>	<b>23</b>	<b>6</b>	<b>17</b>	<b>20</b>	<b>9</b>	<b>11</b>	<b>114</b>	<b>48</b>	<b>66</b>
LUCT Bachelor In Business Administration	0	0	0	0	0	0	0	0	0	0	0	0	0	0	0
LUCT Bachelor of Business (Hons) in Accounting	4	1	3	13	6	7	3	1	2	0	0	0	20	8	12
LUCT Bachelor in Business Administration (Hons)	16	7	9	38	19	19	20	5	15	20	9	11	94	40	54
<b>Information and Communication Technology</b>	<b>22</b>	<b>17</b>	<b>5</b>	<b>37</b>	<b>27</b>	<b>10</b>	<b>45</b>	<b>29</b>	<b>16</b>	<b>30</b>	<b>20</b>	<b>10</b>	<b>134</b>	<b>93</b>	<b>41</b>
LUCT Bachelor of Science (Hons) in Software Engineering with Multimedia	4	4	0	21	15	6	18	11	7	6	4	2	49	34	15
LUCT Bachelor of Science (Hons) in Information Technology	18	13	5	16	12	4	27	18	9	24	16	8	85	59	26
LUCT Bachelor of Science (Hons) in Technopreneurship	0	0	0	0	0	0	0	0	0	0	0	0	0	0	0
<b>Multimedia</b>	<b>7</b>	<b>4</b>	<b>3</b>	<b>9</b>	<b>7</b>	<b>2</b>	<b>0</b>	<b>0</b>	<b>0</b>	<b>0</b>	<b>0</b>	<b>0</b>	<b>16</b>	<b>11</b>	<b>5</b>
LUCT Bachelor of Communication (Hons) in Digital Media	7	4	3	9	7	2	0	0	0	0	0	0	16	11	5
<b>Diploma Total</b>	<b>19</b>	<b>4</b>	<b>15</b>	<b>33</b>	<b>14</b>	<b>19</b>	<b>43</b>	<b>25</b>	<b>18</b>	<b>19</b>	<b>10</b>	<b>9</b>	<b>114</b>	<b>53</b>	<b>61</b>
<b>Multimedia</b>	<b>19</b>	<b>4</b>	<b>15</b>	<b>33</b>	<b>14</b>	<b>19</b>	<b>43</b>	<b>25</b>	<b>18</b>	<b>19</b>	<b>10</b>	<b>9</b>	<b>114</b>	<b>53</b>	<b>61</b>
LUCT Diploma in Animation and Multimedia Design	5	1	4	2	1	1	12	6	6	4	1	3	23	9	14
LUCT Diploma in Graphic Design Technology	7	2	5	13	6	7	18	11	7	15	9	6	53	28	25
LUCT Diploma in Advertising Multimedia And Broadcasting (DAMB)	7	1	6	18	7	11	7	3	4	0	0	0	32	11	21
LUCT Diploma Interactive Multimedia Design (DIMD)	0	0	0	0	0	0	6	5	1	0	0	0	6	5	1
<b>Certificate Total</b>	<b>7</b>	<b>3</b>	<b>4</b>	<b>27</b>	<b>13</b>	<b>14</b>	<b>21</b>	<b>11</b>	<b>10</b>	<b>0</b>	<b>0</b>	<b>0</b>	<b>55</b>	<b>27</b>	<b>28</b>
<b>Multimedia</b>	<b>7</b>	<b>3</b>	<b>4</b>	<b>27</b>	<b>13</b>	<b>14</b>	<b>21</b>	<b>11</b>	<b>10</b>	<b>0</b>	<b>0</b>	<b>0</b>	<b>55</b>	<b>27</b>	<b>28</b>
UMS Certificate in Electronic Media Production (CEMP)	4	2	2	14	9	5	20	10	10	0	0	0	38	21	17
UMS Certificate of Arts & Design (CAD)	3	1	2	13	4	9	1	1	0	0	0	0	17	6	11
<b>Foundation Total</b>	<b>4</b>	<b>2</b>	<b>2</b>	<b>53</b>	<b>31</b>	<b>22</b>	<b>21</b>	<b>17</b>	<b>4</b>	<b>0</b>	<b>0</b>	<b>0</b>	<b>78</b>	<b>50</b>	<b>28</b>
<b>Business &amp; Administration</b>	<b>4</b>	<b>2</b>	<b>2</b>	<b>21</b>	<b>8</b>	<b>13</b>	<b>6</b>	<b>3</b>	<b>3</b>	<b>0</b>	<b>0</b>	<b>0</b>	<b>31</b>	<b>13</b>	<b>18</b>
LUCT Foundation in Business	4	2	2	21	8	13	6	3	3	0	0	0	31	13	18
<b>Information and Communication Technology</b>	<b>0</b>	<b>0</b>	<b>0</b>	<b>32</b>	<b>23</b>	<b>9</b>	<b>15</b>	<b>14</b>	<b>1</b>	<b>0</b>	<b>0</b>	<b>0</b>	<b>47</b>	<b>37</b>	<b>10</b>
LUCT Foundation in Information Technology (FIT)	0	0	0	32	23	9	15	14	1	0	0	0	47	37	10

### 3.5.18 ENROLMENT ACCORDING TO EDUCATION LEVEL AND GENDER BY INSTITUTION, AWARD LEVEL, FIELD OF EDUCATION AND PROGRAMMES FOR HIGHER EDUCATION

#### 3.5.18.2 LAKSAMANA COLLEGE OF BUSINESS (LCB)

Programme	Year 1			Year 2			Year 3			Year 4			Total		
	MF	M	F	MF	M	F	MF	M	F	MF	M	F	MF	M	F
<b>LCB Total</b>	<b>673</b>	<b>359</b>	<b>314</b>	<b>176</b>	<b>92</b>	<b>84</b>	<b>170</b>	<b>76</b>	<b>94</b>	<b>0</b>	<b>0</b>	<b>0</b>	<b>1019</b>	<b>527</b>	<b>492</b>
<b>Bachelor's Degree Total</b>	<b>148</b>	<b>69</b>	<b>79</b>	<b>176</b>	<b>92</b>	<b>84</b>	<b>170</b>	<b>76</b>	<b>94</b>	<b>0</b>	<b>0</b>	<b>0</b>	<b>494</b>	<b>237</b>	<b>257</b>
<b>Business &amp; Administration</b>	<b>112</b>	<b>45</b>	<b>67</b>	<b>121</b>	<b>57</b>	<b>64</b>	<b>107</b>	<b>36</b>	<b>71</b>	<b>0</b>	<b>0</b>	<b>0</b>	<b>340</b>	<b>138</b>	<b>202</b>
BA Common Year 1	112	45	67	0	0	0	0	0	0	0	0	0	112	45	67
BA (Hons) Accounting & Finance (Second Year)	0	0	0	45	19	26	36	14	22	0	0	0	81	33	48
BA (Hons) Business Management (Second Year)	0	0	0	69	34	35	60	18	42	0	0	0	129	52	77
BA (Hons) Marketing (Second Year)	0	0	0	7	4	3	11	4	7	0	0	0	18	8	10
<b>Computing</b>	<b>36</b>	<b>24</b>	<b>12</b>	<b>55</b>	<b>35</b>	<b>20</b>	<b>63</b>	<b>40</b>	<b>23</b>	<b>0</b>	<b>0</b>	<b>0</b>	<b>154</b>	<b>99</b>	<b>55</b>
BA (Hons) Computer Science	36	24	12	55	35	20	63	40	23	0	0	0	154	99	55
<b>Higher National Diploma Total</b>	<b>222</b>	<b>131</b>	<b>91</b>	<b>0</b>	<b>0</b>	<b>0</b>	<b>0</b>	<b>0</b>	<b>0</b>	<b>0</b>	<b>0</b>	<b>0</b>	<b>222</b>	<b>131</b>	<b>91</b>
<b>Business &amp; Administration</b>	<b>99</b>	<b>53</b>	<b>46</b>	<b>0</b>	<b>0</b>	<b>0</b>	<b>0</b>	<b>0</b>	<b>0</b>	<b>0</b>	<b>0</b>	<b>0</b>	<b>99</b>	<b>53</b>	<b>46</b>
Pearson BTEC Level 5 HND in Business (Accounting/Marketing)	99	53	46	0	0	0	0	0	0	0	0	0	99	53	46
<b>Computing</b>	<b>103</b>	<b>71</b>	<b>32</b>	<b>0</b>	<b>0</b>	<b>0</b>	<b>0</b>	<b>0</b>	<b>0</b>	<b>0</b>	<b>0</b>	<b>0</b>	<b>103</b>	<b>71</b>	<b>32</b>
Pearson BTEC Level 5 HND in Computing & Systems Development	103	71	32	0	0	0	0	0	0	0	0	0	103	71	32
<b>Services</b>	<b>20</b>	<b>7</b>	<b>13</b>	<b>0</b>	<b>0</b>	<b>0</b>	<b>0</b>	<b>0</b>	<b>0</b>	<b>0</b>	<b>0</b>	<b>0</b>	<b>20</b>	<b>7</b>	<b>13</b>
Pearson BTEC Level 5 HND in Hospitality	20	7	13	0	0	0	0	0	0	0	0	0	20	7	13
<b>Level 3 Diploma Total</b>	<b>151</b>	<b>81</b>	<b>70</b>	<b>0</b>	<b>0</b>	<b>0</b>	<b>0</b>	<b>0</b>	<b>0</b>	<b>0</b>	<b>0</b>	<b>0</b>	<b>151</b>	<b>81</b>	<b>70</b>
<b>Business &amp; Administration</b>	<b>102</b>	<b>52</b>	<b>50</b>	<b>0</b>	<b>0</b>	<b>0</b>	<b>0</b>	<b>0</b>	<b>0</b>	<b>0</b>	<b>0</b>	<b>0</b>	<b>102</b>	<b>52</b>	<b>50</b>
Pearson BTEC Level 3 Diploma in Business	102	52	50	0	0	0	0	0	0	0	0	0	102	52	50
<b>Computing</b>	<b>38</b>	<b>26</b>	<b>12</b>	<b>0</b>	<b>0</b>	<b>0</b>	<b>0</b>	<b>0</b>	<b>0</b>	<b>0</b>	<b>0</b>	<b>0</b>	<b>38</b>	<b>26</b>	<b>12</b>
Pearson BTEC Level 3 Diploma in IT	38	26	12	0	0	0	0	0	0	0	0	0	38	26	12
<b>Services</b>	<b>11</b>	<b>3</b>	<b>8</b>	<b>0</b>	<b>0</b>	<b>0</b>	<b>0</b>	<b>0</b>	<b>0</b>	<b>0</b>	<b>0</b>	<b>0</b>	<b>11</b>	<b>3</b>	<b>8</b>
Pearson BTEC Level 3 Diploma in Hospitality	11	3	8	0	0	0	0	0	0	0	0	0	11	3	8
<b>Level 2 Certificate Total</b>	<b>79</b>	<b>47</b>	<b>32</b>	<b>0</b>	<b>0</b>	<b>0</b>	<b>0</b>	<b>0</b>	<b>0</b>	<b>0</b>	<b>0</b>	<b>0</b>	<b>79</b>	<b>47</b>	<b>32</b>
<b>Business &amp; Administration</b>	<b>79</b>	<b>47</b>	<b>32</b>	<b>0</b>	<b>0</b>	<b>0</b>	<b>0</b>	<b>0</b>	<b>0</b>	<b>0</b>	<b>0</b>	<b>0</b>	<b>79</b>	<b>47</b>	<b>32</b>
Pearson BTEC Level 2 Certificate in Business	79	47	32	0	0	0	0	0	0	0	0	0	79	47	32
<b>Non Graduating Program Total</b>	<b>73</b>	<b>31</b>	<b>42</b>	<b>0</b>	<b>0</b>	<b>0</b>	<b>0</b>	<b>0</b>	<b>0</b>	<b>0</b>	<b>0</b>	<b>0</b>	<b>73</b>	<b>31</b>	<b>42</b>
University Foundation Course	73	31	42	0	0	0	0	0	0	0	0	0	73	31	42

**3.5.19 NUMBER OF INSTRUCTORS ACCORDING TO CITIZENSHIP AND GENDER BY  
ACADEMIC QUALIFICATION, TERMS OF SERVICE, AGE GROUP AND  
YEARS OF SERVICE FOR TECHNICAL VOCATIONAL**

Categories	Instructors											
	Citizen			Permanent Resident			Non Citizen			Total		
	MF	M	F	MF	M	F	MF	M	F	MF	M	F
<b>Academic Qualification Total</b>	<b>26</b>	<b>9</b>	<b>17</b>	<b>0</b>	<b>0</b>	<b>0</b>	<b>26</b>	<b>10</b>	<b>16</b>	<b>52</b>	<b>19</b>	<b>33</b>
Ph.D.	0	0	0	0	0	0	0	0	0	0	0	0
Master's Degree	5	0	5	0	0	0	6	3	3	11	3	8
Post Graduate Diploma	0	0	0	0	0	0	0	0	0	0	0	0
Bachelor's Degree	10	4	6	0	0	0	18	6	12	28	10	18
HND, AD, Level 5 Diploma or HNC	10	4	6	0	0	0	0	0	0	10	4	6
BDTVEC ND, Diploma, HNTec, BTEC Level 3 Diploma or Equivalent	1	1	0	0	0	0	2	1	1	3	2	1
NTec, Skill Certificates or City & Guilds, ONC	0	0	0	0	0	0	0	0	0	0	0	0
BCGCE 'A' Level, STPU, BCGCE 'O' Level, SPU, SPS	0	0	0	0	0	0	0	0	0	0	0	0
Below BCGCE 'O' Level	0	0	0	0	0	0	0	0	0	0	0	0
Others	0	0	0	0	0	0	0	0	0	0	0	0
<b>Trained and Untrained Total</b>	<b>26</b>	<b>9</b>	<b>17</b>	<b>0</b>	<b>0</b>	<b>0</b>	<b>26</b>	<b>10</b>	<b>16</b>	<b>52</b>	<b>19</b>	<b>33</b>
Trained Teachers	13	5	8	0	0	0	9	6	3	22	11	11
Untrained Teachers	13	4	9	0	0	0	17	4	13	30	8	22
<b>Terms of Service Total</b>	<b>26</b>	<b>9</b>	<b>17</b>	<b>0</b>	<b>0</b>	<b>0</b>	<b>26</b>	<b>10</b>	<b>16</b>	<b>52</b>	<b>19</b>	<b>33</b>
Permanent:												
Pension	0	0	0	0	0	0	0	0	0	0	0	0
TAP	26	9	17	0	0	0	0	0	0	26	9	17
Month to Month	0	0	0	0	0	0	7	3	4	7	3	4
Probation	0	0	0	0	0	0	0	0	0	0	0	0
Daily Paid	0	0	0	0	0	0	0	0	0	0	0	0
Contract	0	0	0	0	0	0	19	7	12	19	7	12
CFBT	0	0	0	0	0	0	0	0	0	0	0	0
<b>Age Group Total Total</b>	<b>26</b>	<b>9</b>	<b>17</b>	<b>0</b>	<b>0</b>	<b>0</b>	<b>26</b>	<b>10</b>	<b>16</b>	<b>52</b>	<b>19</b>	<b>33</b>
Below 20	0	0	0	0	0	0	0	0	0	0	0	0
20 - 24	1	0	1	0	0	0	0	0	0	1	0	1
25 - 29	13	5	8	0	0	0	8	3	5	21	8	13
30 - 34	12	4	8	0	0	0	7	3	4	19	7	12
35 - 39	0	0	0	0	0	0	7	2	5	7	2	5
40 - 44	0	0	0	0	0	0	3	1	2	3	1	2
45 - 49	0	0	0	0	0	0	1	1	0	1	1	0
50 - 54	0	0	0	0	0	0	0	0	0	0	0	0
55 - 59	0	0	0	0	0	0	0	0	0	0	0	0
60 and Above	0	0	0	0	0	0	0	0	0	0	0	0
<b>Service (Years) Total</b>	<b>26</b>	<b>9</b>	<b>17</b>	<b>0</b>	<b>0</b>	<b>0</b>	<b>26</b>	<b>10</b>	<b>16</b>	<b>52</b>	<b>19</b>	<b>33</b>
Below 1	3	0	3	0	0	0	0	0	0	3	0	3
1 - 2	6	3	3	0	0	0	1	1	0	7	4	3
3 - 5	11	5	6	0	0	0	12	3	9	23	8	15
6 - 10	6	1	5	0	0	0	12	5	7	18	6	12
11 - 15	0	0	0	0	0	0	1	1	0	1	1	0
16 - 20	0	0	0	0	0	0	0	0	0	0	0	0
21 - 25	0	0	0	0	0	0	0	0	0	0	0	0
26 and Above	0	0	0	0	0	0	0	0	0	0	0	0

**3.5.20 NUMBER OF INSTRUCTORS ACCORDING TO CITIZENSHIP AND GENDER BY  
ACADEMIC QUALIFICATION, TERMS OF SERVICE, AGE GROUP AND  
YEARS OF SERVICE FOR HIGHER EDUCATION**

Categories	Lecturers											
	Citizen			Permanent Resident			Non Citizen			Total		
	MF	M	F	MF	M	F	MF	M	F	MF	M	F
<b>Academic Qualification Total</b>	<b>39</b>	<b>20</b>	<b>19</b>	<b>10</b>	<b>2</b>	<b>8</b>	<b>62</b>	<b>31</b>	<b>31</b>	<b>111</b>	<b>53</b>	<b>58</b>
Ph.D.	0	0	0	2	2	0	1	1	0	3	3	0
Master's Degree	21	12	9	6	0	6	34	18	16	61	30	31
Post Graduate Diploma	0	0	0	0	0	0	0	0	0	0	0	0
Bachelor's Degree	18	8	10	2	0	2	27	12	15	47	20	27
HND, AD, Level 5 Diploma or HNC	0	0	0	0	0	0	0	0	0	0	0	0
BDTVEC ND, Diploma, HNTec, BTEC Level 3 Diploma or Equivalent	0	0	0	0	0	0	0	0	0	0	0	0
NTec, Skill Certificates or City & Guilds, ONC	0	0	0	0	0	0	0	0	0	0	0	0
BCGCE 'A' Level, STPU, BCGCE 'O' Level, SPU, SPS	0	0	0	0	0	0	0	0	0	0	0	0
Below BCGCE 'O' Level	0	0	0	0	0	0	0	0	0	0	0	0
Others	0	0	0	0	0	0	0	0	0	0	0	0
<b>Trained and Untrained Total</b>	<b>39</b>	<b>20</b>	<b>19</b>	<b>10</b>	<b>2</b>	<b>8</b>	<b>62</b>	<b>31</b>	<b>31</b>	<b>111</b>	<b>53</b>	<b>58</b>
Trained Teachers	9	5	4	4	0	4	3	2	1	16	7	9
Untrained Teachers	30	15	15	6	2	4	59	29	30	95	46	49
<b>Terms of Service Total</b>	<b>39</b>	<b>20</b>	<b>19</b>	<b>10</b>	<b>2</b>	<b>8</b>	<b>62</b>	<b>31</b>	<b>31</b>	<b>111</b>	<b>53</b>	<b>58</b>
Permanent:												
Pension	0	0	0	0	0	0	0	0	0	0	0	0
TAP	39	20	19	10	2	8	39	19	20	88	41	47
Month to Month	0	0	0	0	0	0	0	0	0	0	0	0
Probation	0	0	0	0	0	0	0	0	0	0	0	0
Daily Paid	0	0	0	0	0	0	0	0	0	0	0	0
Contract	0	0	0	0	0	0	23	12	11	23	12	11
CFBT	0	0	0	0	0	0	0	0	0	0	0	0
<b>Age Group Total</b>	<b>39</b>	<b>20</b>	<b>19</b>	<b>8</b>	<b>0</b>	<b>8</b>	<b>62</b>	<b>31</b>	<b>31</b>	<b>111</b>	<b>53</b>	<b>55</b>
Below 20	0	0	0	0	0	0	0	0	0	0	0	0
20 - 24	0	0	0	0	0	0	0	0	0	0	0	0
25 - 29	20	10	10	2	0	2	6	3	3	28	13	15
30 - 34	16	7	9	2	0	2	15	8	7	33	15	18
35 - 39	0	0	0	2	0	2	20	10	10	22	10	12
40 - 44	0	0	0	2	0	2	10	4	6	12	4	8
45 - 49	3	3	0	0	0	0	10	5	5	13	8	5
50 - 54	0	0	0	0	0	0	1	1	0	1	1	0
55 - 59	0	0	0	0	0	0	0	0	0	0	0	0
60 and Above	0	0	0	2	2	0	0	0	0	2	2	0
<b>Service (Years) Total</b>	<b>39</b>	<b>20</b>	<b>19</b>	<b>10</b>	<b>2</b>	<b>8</b>	<b>62</b>	<b>31</b>	<b>31</b>	<b>111</b>	<b>53</b>	<b>58</b>
Below 1	6	3	3	0	0	0	0	0	0	6	3	3
1 - 2	6	5	1	0	0	0	9	3	6	15	8	7
3 - 5	25	10	15	10	2	8	31	19	12	66	31	35
6 - 10	2	2	0	0	0	0	14	5	9	16	7	9
11 - 15	0	0	0	0	0	0	8	4	4	8	4	4
16 - 20	0	0	0	0	0	0	0	0	0	0	0	0
21 - 25	0	0	0	0	0	0	0	0	0	0	0	0
26 and Above	0	0	0	0	0	0	0	0	0	0	0	0

**3.5.21 NUMBER OF INSTRUCTORS ACCORDING TO CITIZENSHIP AND GENDER BY ACADEMIC QUALIFICATION, TERMS OF SERVICE, AGE GROUP, YEARS OF SERVICE AND INSTITUTION FOR TECHNICAL VOCATIONAL**

**3.5.21.1 COSMOPOLITAN COLLEGE COMMERCE AND TECHNOLOGY SDN BHD (CCCT)**

Categories	Instructors											
	Citizen			Permanent Resident			Non Citizen			Total		
	MF	M	F	MF	M	F	MF	M	F	MF	M	F
<b>Academic Qualification Total</b>	<b>10</b>	<b>5</b>	<b>5</b>	<b>0</b>	<b>0</b>	<b>0</b>	<b>9</b>	<b>6</b>	<b>3</b>	<b>19</b>	<b>11</b>	<b>8</b>
Ph.D.	0	0	0	0	0	0	0	0	0	0	0	0
Master's Degree	0	0	0	0	0	0	4	3	1	4	3	1
Post Graduate Diploma	0	0	0	0	0	0	0	0	0	0	0	0
Bachelor's Degree	4	1	3	0	0	0	5	3	2	9	4	5
HND, AD, Level 5 Diploma or Equivalent	6	4	2	0	0	0	0	0	0	6	4	2
HNC	0	0	0	0	0	0	0	0	0	0	0	0
BDTVEC ND, Diploma, HNTec, BTEC Level 3 Diploma or Equivalent	0	0	0	0	0	0	0	0	0	0	0	0
NTec, Skill Certificates or Equivalent	0	0	0	0	0	0	0	0	0	0	0	0
City & Guilds, ONC	0	0	0	0	0	0	0	0	0	0	0	0
BCGCE 'A' Level, STPU, SPS, STP	0	0	0	0	0	0	0	0	0	0	0	0
BCGCE 'O' Level, SPU, SPS	0	0	0	0	0	0	0	0	0	0	0	0
Below BCGCE 'O' Level	0	0	0	0	0	0	0	0	0	0	0	0
Others	0	0	0	0	0	0	0	0	0	0	0	0
<b>Trained and Untrained Total</b>	<b>10</b>	<b>5</b>	<b>5</b>	<b>0</b>	<b>0</b>	<b>0</b>	<b>9</b>	<b>6</b>	<b>3</b>	<b>19</b>	<b>11</b>	<b>8</b>
Trained Teachers	10	5	5	0	0	0	9	6	3	19	11	8
Untrained Teachers	0	0	0	0	0	0	0	0	0	0	0	0
<b>Terms of Service Total</b>	<b>10</b>	<b>5</b>	<b>5</b>	<b>0</b>	<b>0</b>	<b>0</b>	<b>9</b>	<b>6</b>	<b>3</b>	<b>19</b>	<b>11</b>	<b>8</b>
Permanent:												
Pension	0	0	0	0	0	0	0	0	0	0	0	0
TAP	10	5	5	0	0	0	0	0	0	10	5	5
Month to Month	0	0	0	0	0	0	0	0	0	0	0	0
Probation	0	0	0	0	0	0	0	0	0	0	0	0
Daily Paid	0	0	0	0	0	0	0	0	0	0	0	0
Contract	0	0	0	0	0	0	9	6	3	9	6	3
CFBT	0	0	0	0	0	0	0	0	0	0	0	0
<b>Age Group Total</b>	<b>10</b>	<b>5</b>	<b>5</b>	<b>0</b>	<b>0</b>	<b>0</b>	<b>9</b>	<b>6</b>	<b>3</b>	<b>19</b>	<b>11</b>	<b>8</b>
Below 20	0	0	0	0	0	0	0	0	0	0	0	0
20 - 24	1	0	1	0	0	0	0	0	0	1	0	1
25 - 29	6	3	3	0	0	0	0	0	0	6	3	3
30 - 34	3	2	1	0	0	0	2	2	0	5	4	1
35 - 39	0	0	0	0	0	0	4	2	2	4	2	2
40 - 44	0	0	0	0	0	0	2	1	1	2	1	1
45 - 49	0	0	0	0	0	0	1	1	0	1	1	0
50 - 54	0	0	0	0	0	0	0	0	0	0	0	0
55 - 59	0	0	0	0	0	0	0	0	0	0	0	0
60 and Above	0	0	0	0	0	0	0	0	0	0	0	0
<b>Service (Years) Total</b>	<b>10</b>	<b>5</b>	<b>5</b>	<b>0</b>	<b>0</b>	<b>0</b>	<b>9</b>	<b>6</b>	<b>3</b>	<b>19</b>	<b>11</b>	<b>8</b>
Below 1	2	0	2	0	0	0	0	0	0	2	0	2
1 - 2	4	3	1	0	0	0	1	1	0	5	4	1
3 - 5	3	2	1	0	0	0	3	2	1	6	4	2
6 - 10	1	0	1	0	0	0	4	2	2	5	2	3
11 - 15	0	0	0	0	0	0	1	1	0	1	1	0
16 - 20	0	0	0	0	0	0	0	0	0	0	0	0
21 - 25	0	0	0	0	0	0	0	0	0	0	0	0
26 and Above	0	0	0	0	0	0	0	0	0	0	0	0

**3.5.21 NUMBER OF INSTRUCTORS ACCORDING TO CITIZENSHIP AND GENDER BY ACADEMIC QUALIFICATION, TERMS OF SERVICE, AGE GROUP, YEARS OF SERVICE AND INSTITUTION FOR TECHNICAL VOCATIONAL**

**3.5.21.2 KEMUDA INSTITUTE**

Categories	Instructors											
	Citizen			Permanent Resident			Non Citizen			Total		
	MF	M	F	MF	M	F	MF	M	F	MF	M	F
<b>Academic Qualification Total</b>	<b>9</b>	<b>4</b>	<b>5</b>	<b>0</b>	<b>0</b>	<b>0</b>	<b>7</b>	<b>3</b>	<b>4</b>	<b>16</b>	<b>7</b>	<b>9</b>
Ph.D.	0	0	0	0	0	0	0	0	0	0	0	0
Master's Degree	1	0	1	0	0	0	2	0	2	3	0	3
Post Graduate Diploma	0	0	0	0	0	0	0	0	0	0	0	0
Bachelor's Degree	4	3	1	0	0	0	3	2	1	7	5	2
HND, AD, Level 5 Diploma or Equivalent	3	0	3	0	0	0	0	0	0	3	0	3
HNC	1	1	0	0	0	0	2	1	1	3	2	1
BDTVEC ND, Diploma, HNTec, BTEC Level 3 Diploma or Equivalent	0	0	0	0	0	0	0	0	0	0	0	0
NTec, Skill Certificates or Equivalent	0	0	0	0	0	0	0	0	0	0	0	0
City & Guilds, ONC	0	0	0	0	0	0	0	0	0	0	0	0
BCGCE 'A' Level, STPU, SPS, STP	0	0	0	0	0	0	0	0	0	0	0	0
BCGCE 'O' Level, SPU, SPS	0	0	0	0	0	0	0	0	0	0	0	0
Below BCGCE 'O' Level	0	0	0	0	0	0	0	0	0	0	0	0
Others	0	0	0	0	0	0	0	0	0	0	0	0
<b>Trained and Untrained Total</b>	<b>9</b>	<b>4</b>	<b>5</b>	<b>0</b>	<b>0</b>	<b>0</b>	<b>7</b>	<b>3</b>	<b>4</b>	<b>16</b>	<b>7</b>	<b>9</b>
Trained Teachers	0	0	0	0	0	0	0	0	0	0	0	0
Untrained Teachers	9	4	5	0	0	0	7	3	4	16	7	9
<b>Terms of Service Total</b>	<b>9</b>	<b>4</b>	<b>5</b>	<b>0</b>	<b>0</b>	<b>0</b>	<b>7</b>	<b>3</b>	<b>4</b>	<b>16</b>	<b>7</b>	<b>9</b>
Permanent:												
Pension	0	0	0	0	0	0	0	0	0	0	0	0
TAP	9	4	5	0	0	0	0	0	0	9	4	5
Month to Month	0	0	0	0	0	0	7	3	4	7	3	4
Probation	0	0	0	0	0	0	0	0	0	0	0	0
Daily Paid	0	0	0	0	0	0	0	0	0	0	0	0
Contract	0	0	0	0	0	0	0	0	0	0	0	0
CFBT	0	0	0	0	0	0	0	0	0	0	0	0
<b>Age Group Total</b>	<b>9</b>	<b>4</b>	<b>5</b>	<b>0</b>	<b>0</b>	<b>0</b>	<b>7</b>	<b>3</b>	<b>4</b>	<b>16</b>	<b>7</b>	<b>9</b>
Below 20	0	0	0	0	0	0	0	0	0	0	0	0
20 - 24	0	0	0	0	0	0	0	0	0	0	0	0
25 - 29	4	2	2	0	0	0	2	2	0	6	4	2
30 - 34	5	2	3	0	0	0	3	1	2	8	3	5
35 - 39	0	0	0	0	0	0	1	0	1	1	0	1
40 - 44	0	0	0	0	0	0	1	0	1	1	0	1
45 - 49	0	0	0	0	0	0	0	0	0	0	0	0
50 - 54	0	0	0	0	0	0	0	0	0	0	0	0
55 - 59	0	0	0	0	0	0	0	0	0	0	0	0
60 and Above	0	0	0	0	0	0	0	0	0	0	0	0
<b>Service (Years) Total</b>	<b>9</b>	<b>4</b>	<b>5</b>	<b>0</b>	<b>0</b>	<b>0</b>	<b>7</b>	<b>3</b>	<b>4</b>	<b>16</b>	<b>7</b>	<b>9</b>
Below 1	0	0	0	0	0	0	0	0	0	0	0	0
1 - 2	0	0	0	0	0	0	0	0	0	0	0	0
3 - 5	5	3	2	0	0	0	0	0	0	5	3	2
6 - 10	4	1	3	0	0	0	7	3	4	11	4	7
11 - 15	0	0	0	0	0	0	0	0	0	0	0	0
16 - 20	0	0	0	0	0	0	0	0	0	0	0	0
21 - 25	0	0	0	0	0	0	0	0	0	0	0	0
26 and Above	0	0	0	0	0	0	0	0	0	0	0	0

**3.5.21 NUMBER OF INSTRUCTORS ACCORDING TO CITIZENSHIP AND GENDER BY ACADEMIC QUALIFICATION, TERMS OF SERVICE, AGE GROUP, YEARS OF SERVICE AND INSTITUTION FOR TECHNICAL VOCATIONAL**

**3.5.21.3 MICRONET INTERNATIONAL COLLEGE (MIC)**

Categories	Instructors											
	Citizen			Permanent Resident			Non Citizen			Total		
	MF	M	F	MF	M	F	MF	M	F	MF	M	F
<b>Academic Qualification Total</b>	<b>7</b>	<b>0</b>	<b>7</b>	<b>0</b>	<b>0</b>	<b>0</b>	<b>10</b>	<b>1</b>	<b>9</b>	<b>17</b>	<b>1</b>	<b>16</b>
Ph.D.	0	0	0	0	0	0	0	0	0	0	0	0
Master's Degree	4	0	4	0	0	0	0	0	0	4	0	4
Post Graduate Diploma	0	0	0	0	0	0	0	0	0	0	0	0
Bachelor's Degree	2	0	2	0	0	0	10	1	9	12	1	11
HND, AD, Level 5 Diploma or Equivalent	1	0	1	0	0	0	0	0	0	1	0	1
HNC	0	0	0	0	0	0	0	0	0	0	0	0
BDTVEC ND, Diploma, HNTec, BTEC Level 3 Diploma or Equivalent	0	0	0	0	0	0	0	0	0	0	0	0
NTec, Skill Certificates or Equivalent	0	0	0	0	0	0	0	0	0	0	0	0
City & Guilds, ONC	0	0	0	0	0	0	0	0	0	0	0	0
BCGCE 'A' Level, STPU, SPS, STP	0	0	0	0	0	0	0	0	0	0	0	0
BCGCE 'O' Level, SPU, SPS	0	0	0	0	0	0	0	0	0	0	0	0
Below BCGCE 'O' Level	0	0	0	0	0	0	0	0	0	0	0	0
Others	0	0	0	0	0	0	0	0	0	0	0	0
<b>Trained and Untrained Total</b>	<b>7</b>	<b>0</b>	<b>7</b>	<b>0</b>	<b>0</b>	<b>0</b>	<b>10</b>	<b>1</b>	<b>9</b>	<b>17</b>	<b>1</b>	<b>16</b>
Trained Teachers	3	0	3	0	0	0	0	0	0	3	0	3
Untrained Teachers	4	0	4	0	0	0	10	1	9	14	1	13
<b>Terms of Service Total</b>	<b>7</b>	<b>0</b>	<b>7</b>	<b>0</b>	<b>0</b>	<b>0</b>	<b>10</b>	<b>1</b>	<b>9</b>	<b>17</b>	<b>1</b>	<b>16</b>
Permanent:												
Pension	0	0	0	0	0	0	0	0	0	0	0	0
TAP	7	0	7	0	0	0	0	0	0	7	0	7
Month to Month	0	0	0	0	0	0	0	0	0	0	0	0
Probation	0	0	0	0	0	0	0	0	0	0	0	0
Daily Paid	0	0	0	0	0	0	0	0	0	0	0	0
Contract	0	0	0	0	0	0	10	1	9	10	1	9
CFBT	0	0	0	0	0	0	0	0	0	0	0	0
<b>Age Group Total</b>	<b>7</b>	<b>0</b>	<b>7</b>	<b>0</b>	<b>0</b>	<b>0</b>	<b>10</b>	<b>1</b>	<b>9</b>	<b>17</b>	<b>1</b>	<b>16</b>
Below 20	0	0	0	0	0	0	0	0	0	0	0	0
20 - 24	0	0	0	0	0	0	0	0	0	0	0	0
25 - 29	3	0	3	0	0	0	6	1	5	9	1	8
30 - 34	4	0	4	0	0	0	2	0	2	6	0	6
35 - 39	0	0	0	0	0	0	2	0	2	2	0	2
40 - 44	0	0	0	0	0	0	0	0	0	0	0	0
45 - 49	0	0	0	0	0	0	0	0	0	0	0	0
50 - 54	0	0	0	0	0	0	0	0	0	0	0	0
55 - 59	0	0	0	0	0	0	0	0	0	0	0	0
60 and Above	0	0	0	0	0	0	0	0	0	0	0	0
<b>Service (Years) Total</b>	<b>7</b>	<b>0</b>	<b>7</b>	<b>0</b>	<b>0</b>	<b>0</b>	<b>10</b>	<b>1</b>	<b>9</b>	<b>17</b>	<b>1</b>	<b>16</b>
Below 1	1	0	1	0	0	0	0	0	0	1	0	1
1 - 2	2	0	2	0	0	0	0	0	0	2	0	2
3 - 5	3	0	3	0	0	0	9	1	8	12	1	11
6 - 10	1	0	1	0	0	0	1	0	1	2	0	2
11 - 15	0	0	0	0	0	0	0	0	0	0	0	0
16 - 20	0	0	0	0	0	0	0	0	0	0	0	0
21 - 25	0	0	0	0	0	0	0	0	0	0	0	0
26 and Above	0	0	0	0	0	0	0	0	0	0	0	0



**3.5.22 NUMBER OF LECTURERS ACCORDING TO CITIZENSHIP AND GENDER BY ACADEMIC QUALIFICATION, TERMS OF SERVICE, AGE GROUP, YEARS OF SERVICE AND INSTITUTION FOR HIGHER EDUCATION**

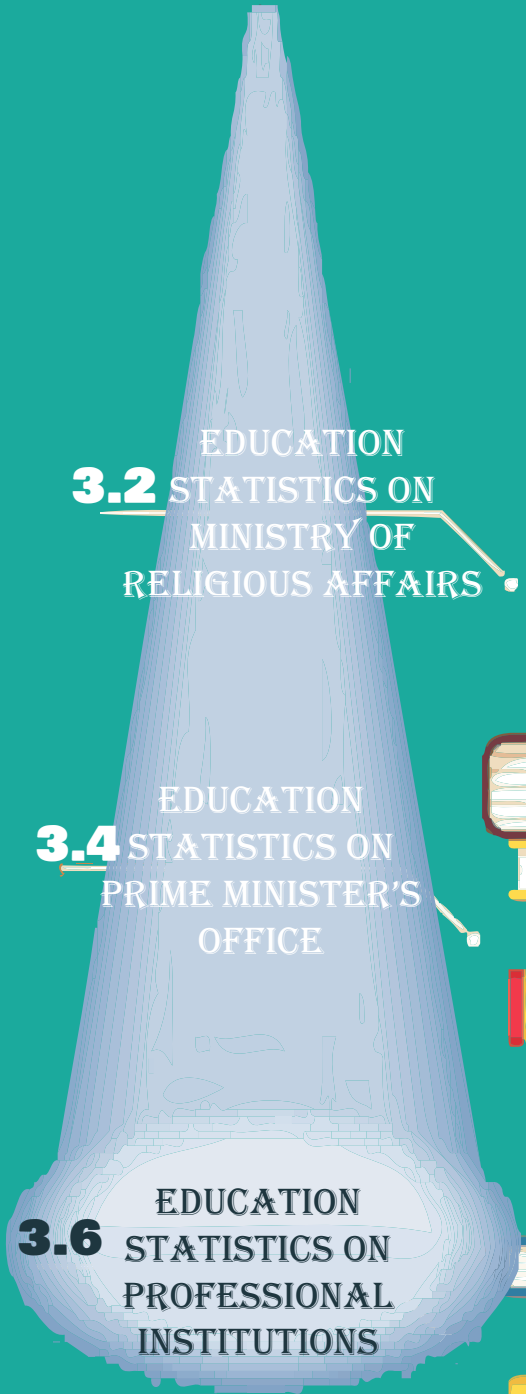
**3.5.22.1 Kolej IGS (International Graduate Studies) - (KIGS)**

Categories	Lecturers											
	Citizen			Permanent Resident			Non Citizen			Total		
	MF	M	F	MF	M	F	MF	M	F	MF	M	F
<b>Academic Qualification</b>	<b>35</b>	<b>18</b>	<b>17</b>	<b>0</b>	<b>0</b>	<b>0</b>	<b>38</b>	<b>18</b>	<b>20</b>	<b>73</b>	<b>36</b>	<b>37</b>
Ph.D.	0	0	0	0	0	0	0	0	0	0	0	0
Master's Degree	17	10	7	0	0	0	15	8	7	32	18	14
Post Graduate Diploma	0	0	0	0	0	0	0	0	0	0	0	0
Bachelor's Degree	18	8	10	0	0	0	23	10	13	41	18	23
HND, AD, Level 5 Diploma or Equivalent	0	0	0	0	0	0	0	0	0	0	0	0
HNC	0	0	0	0	0	0	0	0	0	0	0	0
BDTVEC ND, Diploma, HNTec, BTEC Level 3 Diploma or Equivalent	0	0	0	0	0	0	0	0	0	0	0	0
NTec, Skill Certificates or Equivalent	0	0	0	0	0	0	0	0	0	0	0	0
City & Guilds, ONC	0	0	0	0	0	0	0	0	0	0	0	0
BCGCE 'A' Level, STPU, SPS, STP	0	0	0	0	0	0	0	0	0	0	0	0
BCGCE 'O' Level, SPU, SPS	0	0	0	0	0	0	0	0	0	0	0	0
Below BCGCE 'O' Level	0	0	0	0	0	0	0	0	0	0	0	0
Others	0	0	0	0	0	0	0	0	0	0	0	0
<b>Trained and Untrained</b>	<b>35</b>	<b>18</b>	<b>17</b>	<b>0</b>	<b>0</b>	<b>0</b>	<b>38</b>	<b>18</b>	<b>20</b>	<b>73</b>	<b>36</b>	<b>37</b>
Trained Teachers	9	5	4	0	0	0	2	1	1	11	6	5
Untrained Teachers	26	13	13	0	0	0	36	17	19	62	30	32
<b>Terms of Service</b>	<b>35</b>	<b>18</b>	<b>17</b>	<b>0</b>	<b>0</b>	<b>0</b>	<b>38</b>	<b>18</b>	<b>20</b>	<b>73</b>	<b>36</b>	<b>37</b>
Permanent:												
Pension	0	0	0	0	0	0	0	0	0	0	0	0
TAP	35	18	17	0	0	0	38	18	20	73	36	37
Month to Month	0	0	0	0	0	0	0	0	0	0	0	0
Probation	0	0	0	0	0	0	0	0	0	0	0	0
Daily Paid	0	0	0	0	0	0	0	0	0	0	0	0
Contract	0	0	0	0	0	0	0	0	0	0	0	0
CFBT	0	0	0	0	0	0	0	0	0	0	0	0
<b>Age Group</b>	<b>35</b>	<b>18</b>	<b>17</b>	<b>0</b>	<b>0</b>	<b>0</b>	<b>38</b>	<b>18</b>	<b>20</b>	<b>73</b>	<b>36</b>	<b>37</b>
Below 20	0	0	0	0	0	0	0	0	0	0	0	0
20 - 24	0	0	0	0	0	0	0	0	0	0	0	0
25 - 29	18	10	8	0	0	0	3	2	1	21	12	9
30 - 34	16	7	9	0	0	0	11	7	4	27	14	13
35 - 39	0	0	0	0	0	0	12	4	8	12	4	8
40 - 44	0	0	0	0	0	0	8	3	5	8	3	5
45 - 49	1	1	0	0	0	0	4	2	2	5	3	2
50 - 54	0	0	0	0	0	0	0	0	0	0	0	0
55 - 59	0	0	0	0	0	0	0	0	0	0	0	0
60 and Above	0	0	0	0	0	0	0	0	0	0	0	0
<b>Service (Years)</b>	<b>35</b>	<b>18</b>	<b>17</b>	<b>0</b>	<b>0</b>	<b>0</b>	<b>38</b>	<b>18</b>	<b>20</b>	<b>73</b>	<b>36</b>	<b>37</b>
Below 1	6	3	3	0	0	0	0	0	0	6	3	3
1 - 2	6	5	1	0	0	0	6	2	4	12	7	5
3 - 5	21	8	13	0	0	0	15	10	5	36	18	18
6 - 10	2	2	0	0	0	0	12	4	8	14	6	8
11 - 15	0	0	0	0	0	0	5	2	3	5	2	3
16 - 20	0	0	0	0	0	0	0	0	0	0	0	0
21 - 25	0	0	0	0	0	0	0	0	0	0	0	0
26 and Above	0	0	0	0	0	0	0	0	0	0	0	0

**3.5.22 NUMBER OF LECTURERS ACCORDING TO CITIZENSHIP AND GENDER BY ACADEMIC QUALIFICATION, TERMS OF SERVICE, AGE GROUP, YEARS OF SERVICE AND INSTITUTION FOR HIGHER EDUCATION**

**3.5.22.2 LAKSAMANA COLLEGE OF BUSINESS (LCB)**

Categories	Lecturers / Instructors											
	Citizen			Permanent Resident			Non Citizen			Total		
	MF	M	F	MF	M	F	MF	M	F	MF	M	F
<b>Academic Qualification</b>	<b>4</b>	<b>2</b>	<b>2</b>	<b>10</b>	<b>2</b>	<b>8</b>	<b>24</b>	<b>13</b>	<b>11</b>	<b>38</b>	<b>17</b>	<b>21</b>
Ph.D.	0	0	0	2	2	0	1	1	0	3	3	0
Master's Degree	4	2	2	6	0	6	19	10	9	29	12	17
Post Graduate Diploma	0	0	0	0	0	0	0	0	0	0	0	0
Bachelor's Degree	0	0	0	2	0	2	4	2	2	6	2	4
HND, AD, Level 5 Diploma or Equivalent	0	0	0	0	0	0	0	0	0	0	0	0
HNC	0	0	0	0	0	0	0	0	0	0	0	0
BDTVEC ND, Diploma, HNTec, BTEC Level 3 Diploma or Equivalent	0	0	0	0	0	0	0	0	0	0	0	0
NTec, Skill Certificates or Equivalent	0	0	0	0	0	0	0	0	0	0	0	0
City & Guilds, ONC	0	0	0	0	0	0	0	0	0	0	0	0
BCGCE 'A' Level, STPU, SPS, STP	0	0	0	0	0	0	0	0	0	0	0	0
BCGCE 'O' Level, SPU, SPS	0	0	0	0	0	0	0	0	0	0	0	0
Below BCGCE 'O' Level	0	0	0	0	0	0	0	0	0	0	0	0
Others	0	0	0	0	0	0	0	0	0	0	0	0
<b>Trained and Untrained</b>	<b>4</b>	<b>2</b>	<b>2</b>	<b>10</b>	<b>2</b>	<b>8</b>	<b>24</b>	<b>13</b>	<b>11</b>	<b>38</b>	<b>17</b>	<b>21</b>
Trained Teachers	0	0	0	4	0	4	1	1	0	5	1	4
Untrained Teachers	4	2	2	6	2	4	23	12	11	33	16	17
<b>Terms of Service</b>	<b>4</b>	<b>2</b>	<b>2</b>	<b>10</b>	<b>2</b>	<b>8</b>	<b>24</b>	<b>13</b>	<b>11</b>	<b>38</b>	<b>17</b>	<b>21</b>
Permanent:												
Pension	0	0	0	0	0	0	0	0	0	0	0	0
TAP	4	2	2	10	2	8	1	1	0	15	5	10
Month to Month	0	0	0	0	0	0	0	0	0	0	0	0
Probation	0	0	0	0	0	0	0	0	0	0	0	0
Daily Paid	0	0	0	0	0	0	0	0	0	0	0	0
Contract	0	0	0	0	0	0	23	12	11	23	12	11
CFBT	0	0	0	0	0	0	0	0	0	0	0	0
<b>Age Group</b>	<b>4</b>	<b>2</b>	<b>2</b>	<b>10</b>	<b>2</b>	<b>8</b>	<b>24</b>	<b>13</b>	<b>11</b>	<b>38</b>	<b>17</b>	<b>21</b>
Below 20	0	0	0	0	0	0	0	0	0	0	0	0
20 - 24	0	0	0	0	0	0	0	0	0	0	0	0
25 - 29	2	0	2	2	0	2	3	1	2	7	1	6
30 - 34	0	0	0	2	0	2	4	1	3	6	1	5
35 - 39	0	0	0	2	0	2	8	6	2	10	6	4
40 - 44	0	0	0	2	0	2	2	1	1	4	1	3
45 - 49	2	2	0	0	0	0	6	3	3	8	5	3
50 - 54	0	0	0	0	0	0	1	1	0	1	1	0
55 - 59	0	0	0	0	0	0	0	0	0	0	0	0
60 and Above	0	0	0	2	2	0	0	0	0	2	2	0
<b>Service (Years)</b>	<b>4</b>	<b>2</b>	<b>2</b>	<b>10</b>	<b>2</b>	<b>8</b>	<b>24</b>	<b>13</b>	<b>11</b>	<b>38</b>	<b>17</b>	<b>21</b>
Below 1	0	0	0	0	0	0	0	0	0	0	0	0
1 - 2	0	0	0	0	0	0	3	1	2	3	1	2
3 - 5	4	2	2	10	2	8	16	9	7	30	13	17
6 - 10	0	0	0	0	0	0	2	1	1	2	1	1
11 - 15	0	0	0	0	0	0	3	2	1	3	2	1
16 - 20	0	0	0	0	0	0	0	0	0	0	0	0
21 - 25	0	0	0	0	0	0	0	0	0	0	0	0
26 and Above	0	0	0	0	0	0	0	0	0	0	0	0



EDUCATION  
**3.2** STATISTICS ON  
 MINISTRY OF  
 RELIGIOUS AFFAIRS

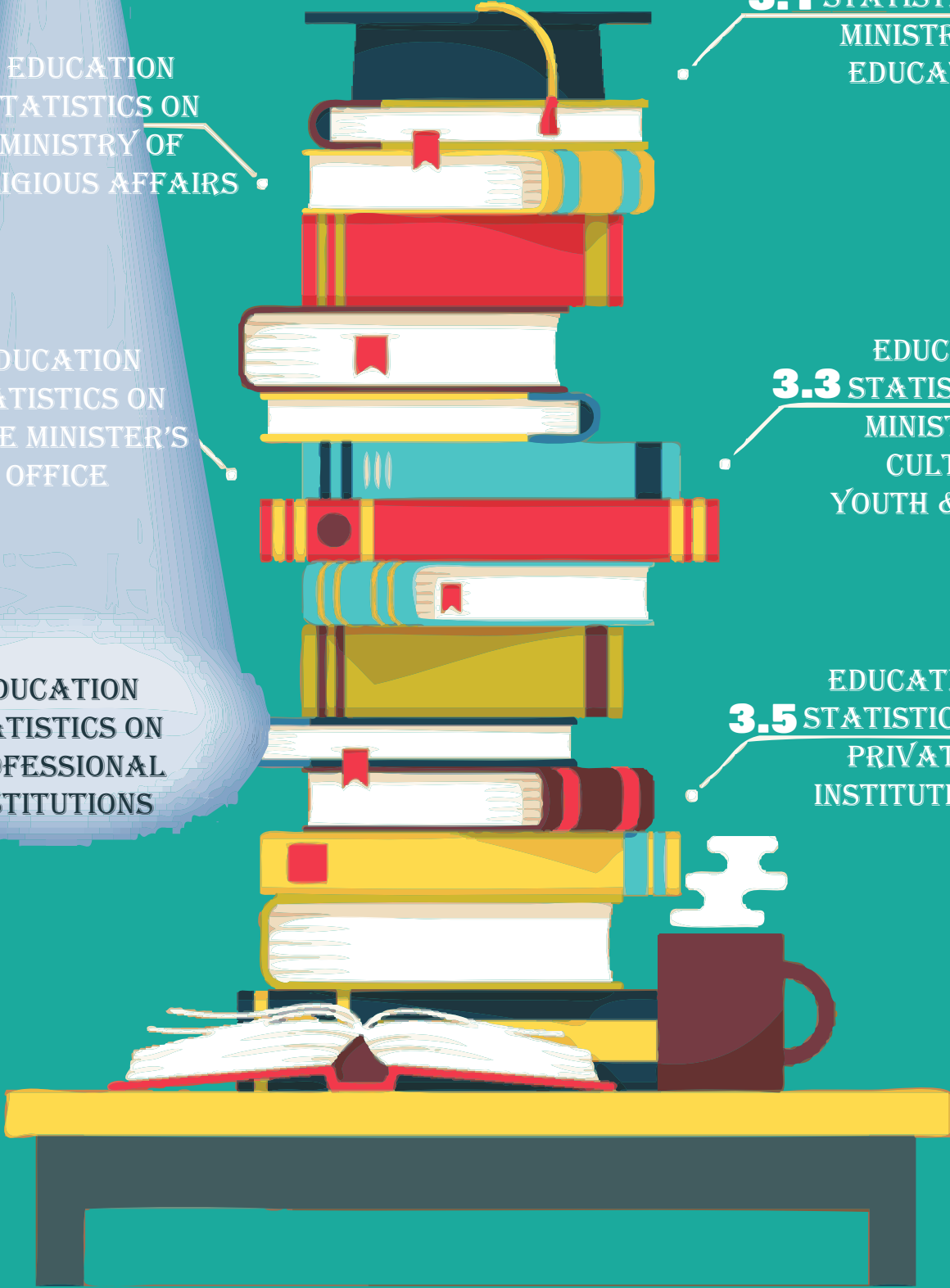
EDUCATION  
**3.4** STATISTICS ON  
 PRIME MINISTER'S  
 OFFICE

EDUCATION  
**3.6** STATISTICS ON  
 PROFESSIONAL  
 INSTITUTIONS

EDUCATION  
**3.1** STATISTICS ON  
 MINISTRY OF  
 EDUCATION

EDUCATION  
**3.3** STATISTICS ON  
 MINISTRY OF  
 CULTURE,  
 YOUTH & SPORTS

EDUCATION  
**3.5** STATISTICS ON  
 PRIVATE  
 INSTITUTIONS





### 3.6.1 NUMBER OF INSTITUTIONS BY DISTRICT

District	Total
<b>Total</b>	<b>1</b>
Brunei Muara	1
Tutong	z
Belait	z
Temburong	z

### 3.6.2 ENROLMENTS ACCORDING TO GENDER BY DISTRICT

District	Total		
	MF	M	F
<b>Total</b>	<b>230</b>	<b>72</b>	<b>158</b>
Brunei Muara	230	72	158
Tutong	z	z	z
Belait	z	z	z
Temburong	z	z	z

### 3.6.3 NUMBER OF INSTRUCTORS/LECTURERS ACCORDING TO GENDER BY DISTRICT

District	Total		
	MF	M	F
<b>Total</b>	<b>6</b>	<b>2</b>	<b>4</b>
Brunei Muara	6	2	4
Tutong	z	z	z
Belait	z	z	z
Temburong	z	z	z

### 3.6.4 ENROLMENT AND NUMBER OF INSTRUCTORS/LECTURERS ACCORDING TO GENDER BY EDUCATION LEVEL

Education Level	Students			Instructors/Lecturers		
	MF	M	F	MF	M	F
<b>Total</b>	<b>230</b>	<b>72</b>	<b>158</b>	<b>6</b>	<b>2</b>	<b>4</b>
Year 1	230	72	158	6	2	4

**Note:**

z - Data is not applicable

### 3.6.5 ENROLMENT ACCORDING TO EDUCATION LEVEL AND GENDER BY DISTRICT

District	Year 1			Year 2			Year 3			Year 4			Year 5			Year 6			Total		
	MF	M	F	MF	M	F	MF	M	F	MF	M	F	MF	M	F	MF	M	F	MF	M	F
<b>Total</b>	<b>230</b>	<b>72</b>	<b>158</b>	<b>0</b>	<b>0</b>	<b>0</b>	<b>z</b>	<b>z</b>	<b>z</b>	<b>z</b>	<b>z</b>	<b>z</b>	<b>z</b>	<b>z</b>	<b>z</b>	<b>z</b>	<b>z</b>	<b>z</b>	<b>230</b>	<b>72</b>	<b>158</b>
Brunei Muara	230	72	158	0	0	0	z	z	z	z	z	z	z	z	z	z	z	z	230	72	158
Tutong	z	z	z	z	z	z	z	z	z	z	z	z	z	z	z	z	z	z	z	z	z
Belait	z	z	z	z	z	z	z	z	z	z	z	z	z	z	z	z	z	z	z	z	z
Temburong	z	z	z	z	z	z	z	z	z	z	z	z	z	z	z	z	z	z	z	z	z

### 3.6.6 NUMBER OF NEW STUDENTS AND REPEATERS ACCORDING TO GENDER BY INSTITUTION AND EDUCATION LEVEL

Education Level	New Students			Repeaters			Total		
	MF	M	F	MF	M	F	MF	M	F
<b>Total</b>	<b>230</b>	<b>72</b>	<b>158</b>	<b>0</b>	<b>0</b>	<b>0</b>	<b>230</b>	<b>72</b>	<b>158</b>
Year 1	230	72	158	0	0	0	230	72	158
<b>BICPA Total</b>	<b>230</b>	<b>72</b>	<b>158</b>	<b>0</b>	<b>0</b>	<b>0</b>	<b>230</b>	<b>72</b>	<b>158</b>
Introductory Level	50	18	32	0	0	0	50	18	32
Intermediate Level	46	15	31	0	0	0	46	15	31
Advanced Level	71	25	46	0	0	0	71	25	46
Fundamental Knowledge Level	0	0	0	0	0	0	0	0	0
Fundamental Skills Level	46	11	35	0	0	0	46	11	35
Professional Level	17	3	14	0	0	0	17	3	14

**Note:**

z - Data is not applicable

### 3.6.7 ENROLMENT ACCORDING TO AGE BY EDUCATION LEVEL, INSTITUTION AND GENDER

Education Level	Gender	Age (in years)																									Total			
		< 15	15	16	17	18	19	20	21	22	23	24	25	26	27	28	29	30	31	32	33	34	35-39	40-44	45-49	50-54		55-59	≥ 60	
Total	MF	0	0	0	3	17	24	20	22	6	9	20	16	13	11	9	12	4	7	12	4	5	10	4	2	0	0	0	230	
	M	0	0	0	0	6	11	3	5	2	3	4	7	7	1	6	4	3	0	9	0	1	0	0	0	0	0	72		
	F	0	0	0	3	11	13	17	17	4	6	16	9	6	10	3	8	1	7	3	4	4	10	4	2	0	0	0	158	
Year 1	MF	0	0	0	3	17	24	20	22	6	9	20	16	13	11	9	12	4	7	12	4	5	10	4	2	0	0	0	230	
	M	0	0	0	0	6	11	3	5	2	3	4	7	7	1	6	4	3	0	9	0	1	0	0	0	0	0	72		
	F	0	0	0	3	11	13	17	17	4	6	16	9	6	10	3	8	1	7	3	4	4	10	4	2	0	0	0	158	
Year 2	MF	z	z	z	z	z	z	z	z	z	z	z	z	z	z	z	z	z	z	z	z	z	z	z	z	z	z	z	z	
	M	z	z	z	z	z	z	z	z	z	z	z	z	z	z	z	z	z	z	z	z	z	z	z	z	z	z	z	z	z
	F	z	z	z	z	z	z	z	z	z	z	z	z	z	z	z	z	z	z	z	z	z	z	z	z	z	z	z	z	z

**Note:**

z - Data is not applicable

### 3.6.7 ENROLMENT ACCORDING TO AGE BY EDUCATION LEVEL, INSTITUTION, AND GENDER

Education Level	Gender	Age (in years)																									Total		
		< 15	15	16	17	18	19	20	21	22	23	24	25	26	27	28	29	30	31	32	33	34	35-39	40-44	45-49	50-54		55-59	≥ 60
<b>BICPA Total</b>	<b>MF</b>	0	0	0	3	17	24	20	22	6	9	20	16	13	11	9	12	4	7	12	4	5	10	4	2	0	0	0	<b>230</b>
	<b>M</b>	0	0	0	0	6	11	3	5	2	3	4	7	7	1	6	4	3	0	9	0	1	0	0	0	0	0	<b>72</b>	
	<b>F</b>	0	0	0	3	11	13	17	17	4	6	16	9	6	10	3	8	1	7	3	4	4	10	4	2	0	0	<b>158</b>	
Introductory Level	<b>MF</b>	0	0	0	1	4	6	6	4	1	0	2	2	2	4	2	5	0	2	3	1	2	1	1	1	0	0	0	<b>50</b>
	<b>M</b>	0	0	0	0	1	3	1	1	1	0	0	2	2	0	2	0	0	0	2	0	1	0	0	0	0	0	<b>18</b>	
	<b>F</b>	0	0	0	1	3	3	5	3	0	0	2	0	0	4	0	3	0	2	1	1	1	1	1	1	0	0	<b>32</b>	
Intermediate Level	<b>MF</b>	0	0	0	1	5	6	5	4	0	1	2	3	3	2	1	3	0	2	3	1	1	1	1	1	0	0	0	<b>46</b>
	<b>M</b>	0	0	0	0	2	3	1	1	0	0	0	2	3	0	1	0	0	0	2	0	0	0	0	0	0	0	<b>15</b>	
	<b>F</b>	0	0	0	1	3	3	4	3	0	1	2	1	0	2	0	3	0	2	1	1	1	1	1	1	0	0	<b>31</b>	
Advanced level	<b>MF</b>	0	0	0	1	7	12	7	6	1	3	2	5	4	3	2	4	1	1	2	1	1	6	2	0	0	0	0	<b>71</b>
	<b>M</b>	0	0	0	0	3	5	1	3	1	0	0	3	2	1	2	2	0	0	2	0	0	0	0	0	0	0	<b>25</b>	
	<b>F</b>	0	0	0	1	4	7	6	3	0	3	2	2	2	2	0	2	1	1	0	1	1	6	2	0	0	0	<b>46</b>	
Fundamental Knowledge Level	<b>MF</b>	0	0	0	0	0	0	0	0	0	0	0	0	0	0	0	0	0	0	0	0	0	0	0	0	0	0	0	<b>0</b>
	<b>M</b>	0	0	0	0	0	0	0	0	0	0	0	0	0	0	0	0	0	0	0	0	0	0	0	0	0	0	0	<b>0</b>
	<b>F</b>	0	0	0	0	0	0	0	0	0	0	0	0	0	0	0	0	0	0	0	0	0	0	0	0	0	0	0	<b>0</b>
Fundamental Skills Level	<b>MF</b>	0	0	0	0	1	0	1	7	2	5	7	4	4	2	3	0	2	2	2	1	1	2	0	0	0	0	0	<b>46</b>
	<b>M</b>	0	0	0	0	0	0	0	0	0	3	3	0	0	0	1	0	2	0	2	0	0	0	0	0	0	0	0	<b>11</b>
	<b>F</b>	0	0	0	0	1	0	1	7	2	2	4	4	4	2	2	0	0	2	0	1	1	2	0	0	0	0	0	<b>35</b>
Professional Level	<b>MF</b>	0	0	0	0	0	0	1	1	2	0	7	2	0	0	1	0	1	0	2	0	0	0	0	0	0	0	0	<b>17</b>
	<b>M</b>	0	0	0	0	0	0	0	0	0	0	1	0	0	0	0	1	0	1	0	0	0	0	0	0	0	0	0	<b>3</b>
	<b>F</b>	0	0	0	0	0	0	1	1	2	0	6	2	0	0	1	0	0	0	1	0	0	0	0	0	0	0	0	<b>14</b>



### 3.6.8 ENROLMENT ACCORDING TO RACE AND CITIZENSHIP BY EDUCATION LEVEL AND GENDER

Education Level	Gender	Race															
		Malay			Other Indigenous			Chinese			Others			Total			
		C	PR	NC	C	PR	NC	C	PR	NC	C	PR	NC	C	PR	NC	TOTAL
<b>Total</b>	<b>MF</b>	0	0	1	0	0	0	0	0	0	141	0	88	141	0	89	230
	<b>M</b>	0	0	1	0	0	0	0	0	0	53	0	18	53	0	19	72
	<b>F</b>	0	0	0	0	0	0	0	0	0	88	0	70	88	0	70	158
Year 1	<b>MF</b>	0	0	1	0	0	0	0	0	0	141	0	88	141	0	89	230
	<b>M</b>	0	0	1	0	0	0	0	0	0	53	0	18	53	0	19	72
	<b>F</b>	0	0	0	0	0	0	0	0	0	88	0	70	88	0	70	158
<b>BICPA Total</b>	<b>MF</b>	0	0	1	0	0	0	0	0	0	141	0	88	141	0	89	230
	<b>M</b>	0	0	1	0	0	0	0	0	0	53	0	18	53	0	19	72
	<b>F</b>	0	0	0	0	0	0	0	0	0	88	0	70	88	0	70	158
Year 1	<b>MF</b>	0	0	1	0	0	0	0	0	0	141	0	88	141	0	89	230
	<b>M</b>	0	0	1	0	0	0	0	0	0	53	0	18	53	0	19	72
	<b>F</b>	0	0	0	0	0	0	0	0	0	88	0	70	88	0	70	158

### 3.6.9 INTAKE, ENROLMENT, AND GRADUATES ACCORDING TO GENDER BY AWARD LEVEL AND FIELD OF EDUCATION

Field of Education	Intake			Enrolment			Graduates		
	MF	M	F	MF	M	F	MF	M	F
<b>Total</b>	<b>230</b>	<b>72</b>	<b>158</b>	<b>0</b>	<b>0</b>	<b>0</b>	<b>0</b>	<b>0</b>	<b>0</b>
<b>Qualification Total</b>	<b>230</b>	<b>72</b>	<b>158</b>	<b>0</b>	<b>0</b>	<b>0</b>	<b>0</b>	<b>0</b>	<b>0</b>
CAT Qualification	167	58	109	0	0	0	0	0	0
ACCA Qualification	63	14	49	0	0	0	0	0	0

#### 3.6.17.3 BICPA-FTMS ACCOUNTANCY ACADEMY SDN. BHD.

Field of Education	Intake			Enrolment			Graduates		
	MF	M	F	MF	M	F	MF	M	F
<b>BICPA Total</b>	<b>230</b>	<b>72</b>	<b>158</b>	<b>0</b>	<b>0</b>	<b>0</b>	<b>0</b>	<b>0</b>	<b>0</b>
<b>Qualification Total</b>	<b>230</b>	<b>72</b>	<b>158</b>	<b>0</b>	<b>0</b>	<b>0</b>	<b>0</b>	<b>0</b>	<b>0</b>
CAT Qualification	167	58	109	0	0	0	0	0	0
ACCA Qualification	63	14	49	0	0	0	0	0	0

### 3.6.10 ENROLMENT ACCORDING TO EDUCATION LEVEL AND GENDER BY AWARD LEVEL, FIELD OF EDUCATION AND PROGRAMMES

#### 3.6.10.1 BICPA-FTMS ACCOUNTANCY ACADEMY

Courses / Programmes	Education Level								
	Year 1			Year 2			Total		
	MF	M	F	MF	M	F	MF	M	F
<b>Total</b>	<b>230</b>	<b>72</b>	<b>158</b>	<b>0</b>	<b>0</b>	<b>0</b>	<b>230</b>	<b>72</b>	<b>158</b>
CAT Qualification	167	58	109	0	0	0	167	58	109
ACCA Qualification	63	14	49	0	0	0	63	14	49

**3.6.11 NUMBER OF INSTRUCTOR/LECTURERS ACCORDING TO CITIZENSHIP AND GENDER  
BY ACADEMIC QUALIFICATION, TERMS OF SERVICE, AGE GROUP,  
YEARS OF SERVICE AND INSTITUTION**

**3.6.11.1 BICPA-FTMS ACCOUNTANCY ACADEMY SDN BHD**

Categories	Lecturers / Instructors											
	Citizen			Permanent Resident			Non Citizen			Total		
	MF	M	F	MF	M	F	MF	M	F	MF	M	F
<b>Academic Qualification</b>	<b>2</b>	<b>1</b>	<b>1</b>	<b>3</b>	<b>1</b>	<b>2</b>	<b>1</b>	<b>0</b>	<b>1</b>	<b>6</b>	<b>2</b>	<b>4</b>
Ph.D.	0	0	0	0	0	0	0	0	0	0	0	0
Master's Degree	1	0	1	2	0	2	1	0	1	4	0	4
Post Graduate Diploma	0	0	0	0	0	0	0	0	0	0	0	0
Bachelor's Degree	0	0	0	0	0	0	0	0	0	0	0	0
HND, AD, Level 5 Diploma or Equivalent	0	0	0	1	1	0	0	0	0	1	1	0
HNC	1	1	0	0	0	0	0	0	0	1	1	0
BDTVEC ND, Diploma, HNTec, BTEC Level 3 Diploma or Equivalent	0	0	0	0	0	0	0	0	0	0	0	0
NTec, Skill Certificates or Equivalent	0	0	0	0	0	0	0	0	0	0	0	0
City & Guilds, ONC	0	0	0	0	0	0	0	0	0	0	0	0
BCGCE 'A' Level, STPU, SPS, STP	0	0	0	0	0	0	0	0	0	0	0	0
BCGCE 'O' Level, SPU, SPS	0	0	0	0	0	0	0	0	0	0	0	0
Below BCGCE 'O' Level	0	0	0	0	0	0	0	0	0	0	0	0
Others	0	0	0	0	0	0	0	0	0	0	0	0
<b>Trained and Untrained</b>	<b>2</b>	<b>1</b>	<b>1</b>	<b>3</b>	<b>1</b>	<b>2</b>	<b>1</b>	<b>0</b>	<b>1</b>	<b>6</b>	<b>2</b>	<b>4</b>
Trained Teachers	2	1	1	3	1	2	1	0	1	6	2	4
Untrained Teachers	0	0	0	0	0	0	0	0	0	0	0	0
<b>Terms of Service</b>	<b>2</b>	<b>1</b>	<b>1</b>	<b>3</b>	<b>1</b>	<b>2</b>	<b>1</b>	<b>0</b>	<b>1</b>	<b>6</b>	<b>2</b>	<b>4</b>
<b>Permanent:</b>												
Pension	0	0	0	0	0	0	0	0	0	0	0	0
TAP	0	0	0	0	0	0	0	0	0	0	0	0
Month to Month	0	0	0	0	0	0	0	0	0	0	0	0
Probation	0	0	0	0	0	0	0	0	0	0	0	0
Daily Paid	2	1	1	3	1	2	0	0	0	5	2	3
Contract	0	0	0	0	0	0	1	0	1	1	0	1
CFBT	0	0	0	0	0	0	0	0	0	0	0	0
<b>Age Group</b>	<b>2</b>	<b>1</b>	<b>1</b>	<b>3</b>	<b>1</b>	<b>2</b>	<b>1</b>	<b>0</b>	<b>1</b>	<b>6</b>	<b>2</b>	<b>4</b>
Below 20	0	0	0	0	0	0	0	0	0	0	0	0
20 - 24	0	0	0	0	0	0	0	0	0	0	0	0
25 - 29	0	0	0	1	0	1	0	0	0	1	0	1
30 - 34	0	0	0	0	0	0	0	0	0	0	0	0
35 - 39	0	0	0	1	1	0	1	0	1	2	1	1
40 - 44	0	0	0	1	0	1	0	0	0	1	0	1
45 - 49	1	0	1	0	0	0	0	0	0	1	0	1
50 - 54	1	1	0	0	0	0	0	0	0	1	1	0
55 - 59	0	0	0	0	0	0	0	0	0	0	0	0
60 and Above	0	0	0	0	0	0	0	0	0	0	0	0
<b>Service (Years)</b>	<b>2</b>	<b>1</b>	<b>1</b>	<b>3</b>	<b>1</b>	<b>2</b>	<b>1</b>	<b>0</b>	<b>1</b>	<b>6</b>	<b>2</b>	<b>4</b>
Below 1	0	0	0	0	0	0	0	0	0	0	0	0
1 - 2	0	0	0	0	0	0	0	0	0	0	0	0
3 - 5	0	0	0	1	0	1	0	0	0	1	0	1
6 - 10	2	1	1	2	1	1	1	0	1	5	2	3
11 - 15	0	0	0	0	0	0	0	0	0	0	0	0
16 - 20	0	0	0	0	0	0	0	0	0	0	0	0
21 - 25	0	0	0	0	0	0	0	0	0	0	0	0
26 and Above	0	0	0	0	0	0	0	0	0	0	0	0

# SECTION 4.0: EDUCATION STATISTICAL SERIES

NUMBERS OF SCHOOLS, TEACHERS,  
ENROLMENT AND PERCENTAGE OF  
STUDENTS PASSED BY YEARS AND LEVELS





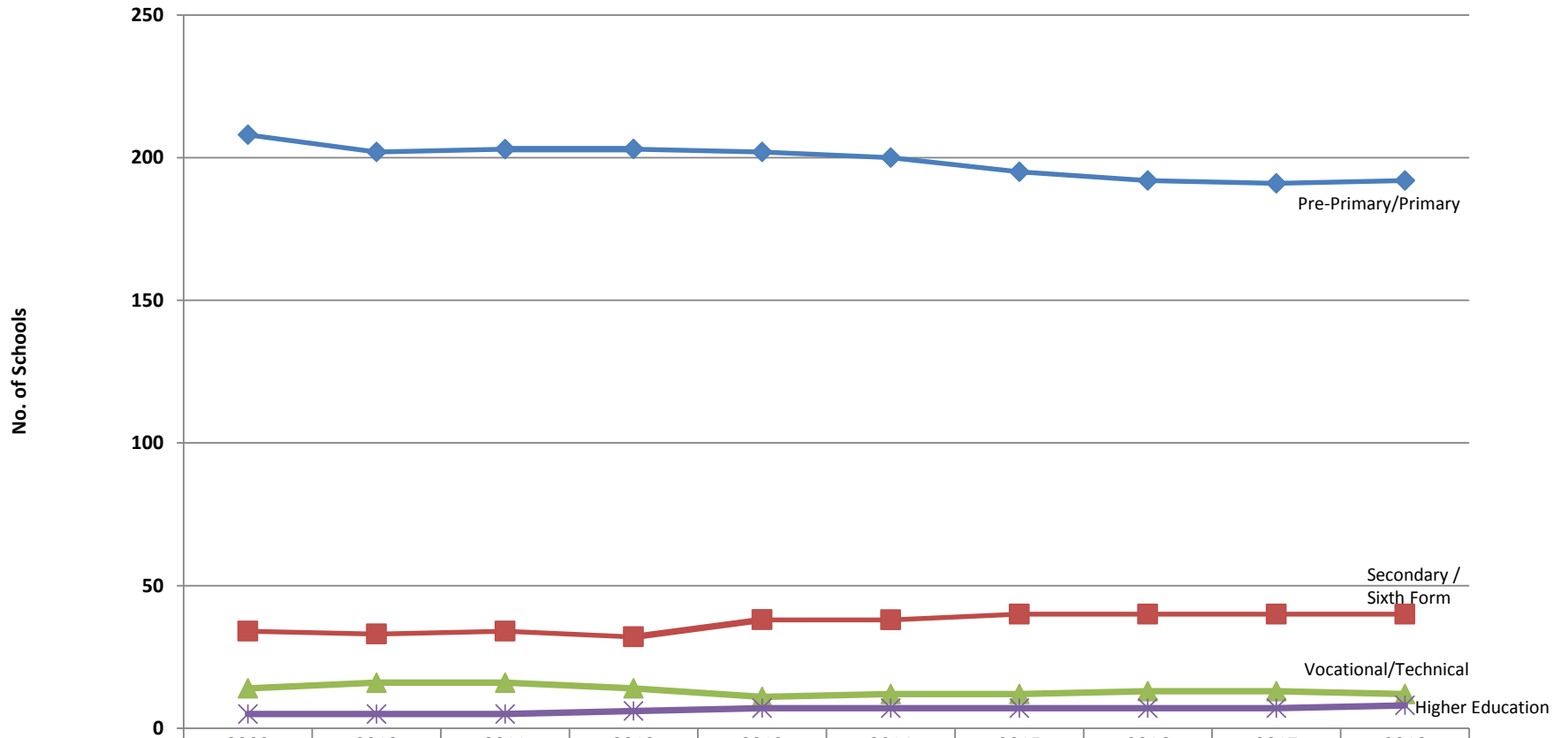
#### 4.1 NUMBER OF SCHOOLS ACCORDING TO EDUCATION LEVEL AND SECTOR BY YEAR

Year	Level																Grand Total
	Pre-Primary/Primary				Secondary/Sixth Form				Vocational/Technical				Higher Education				
	MOE (1)	Other (2)	Private (3)	Total	MOE (1)	Other (2)	Private (3)	Total	MOE (1)	Other (2)	Private (3)	Total	MOE (1)	Other (2)	Private (3)	Total	
2009	119	2	81	<b>208</b>	29	4	(4)	<b>34</b>	10	3	3	<b>14</b>	3	1	1	<b>5</b>	<b>261</b>
2010	119	3	81	<b>202</b>	30	4	(4)	<b>33</b>	10	3	3	<b>16</b>	3	1	1	<b>5</b>	<b>256</b>
2011	119	5	79	<b>203</b>	30	2	(4)	<b>34</b>	10	2	2	<b>16</b>	3	1	2	<b>5</b>	<b>258</b>
2012	119	4	79	<b>203</b>	35	3	(4)	<b>32</b>	7	2	2	<b>14</b>	4	1	2	<b>6</b>	<b>255</b>
2013	120	5	74	<b>202</b>	35	3	(4)	<b>38</b>	7	2	3	<b>11</b>	4	1	2	<b>7</b>	<b>258</b>
2014	120	5	75	<b>200</b>	36	2	1	<b>38</b>	7	2	3	<b>12</b>	4	1	2	<b>7</b>	<b>257</b>
2015	118	5	72	<b>195</b>	36	3	1	<b>40</b>	7	2	3	<b>12</b>	4	1	2	<b>7</b>	<b>254</b>
2016	117	5	70	<b>192</b>	36	3	1	<b>40</b>	7	2	4	<b>13</b>	4	1	2	<b>7</b>	<b>252</b>
2017	116	5	70	<b>191</b>	36	3	1	<b>40</b>	7	2	4	<b>13</b>	4	1	2	<b>7</b>	<b>251</b>
2018	117	5	70	<b>192</b>	36	3	1	<b>40</b>	7	2	3	<b>12</b>	4	1	3	<b>8</b>	<b>252</b>

**Note :**

- (1) Schools/Colleges/Institutions under the Ministry of Education. For the year 2005 - 2008, one (1) government school (Sekolah PDN PJ Sengkarai Tutong) offered both primary and secondary levels which are included in the total number of pre-school/primary schools.
- (2) Schools/Colleges/Institutions under the Ministry of Religious Affairs, Ministry of Culture Youth and Sports and Prime Minister's Office.
- (3) Schools/Colleges/Institutions under the Private Sector.
- (4) Some Private schools that offer both primary and secondary levels are included in the total number of pre-school/primary schools.

**Figure 4.1 NUMBER OF SCHOOLS ACCORDING TO EDUCATION LEVEL AND SECTOR BY YEAR  
2009-2018**



	2009	2010	2011	2012	2013	2014	2015	2016	2017	2018
◆ Pre-Primary/Primary	208	202	203	203	202	200	195	192	191	192
■ Secondary/Sixth Form	34	33	34	32	38	38	40	40	40	40
▲ Vocational/Technical	14	16	16	14	11	12	12	13	13	12
✱ Higher Education	5	5	5	6	7	7	7	7	7	8

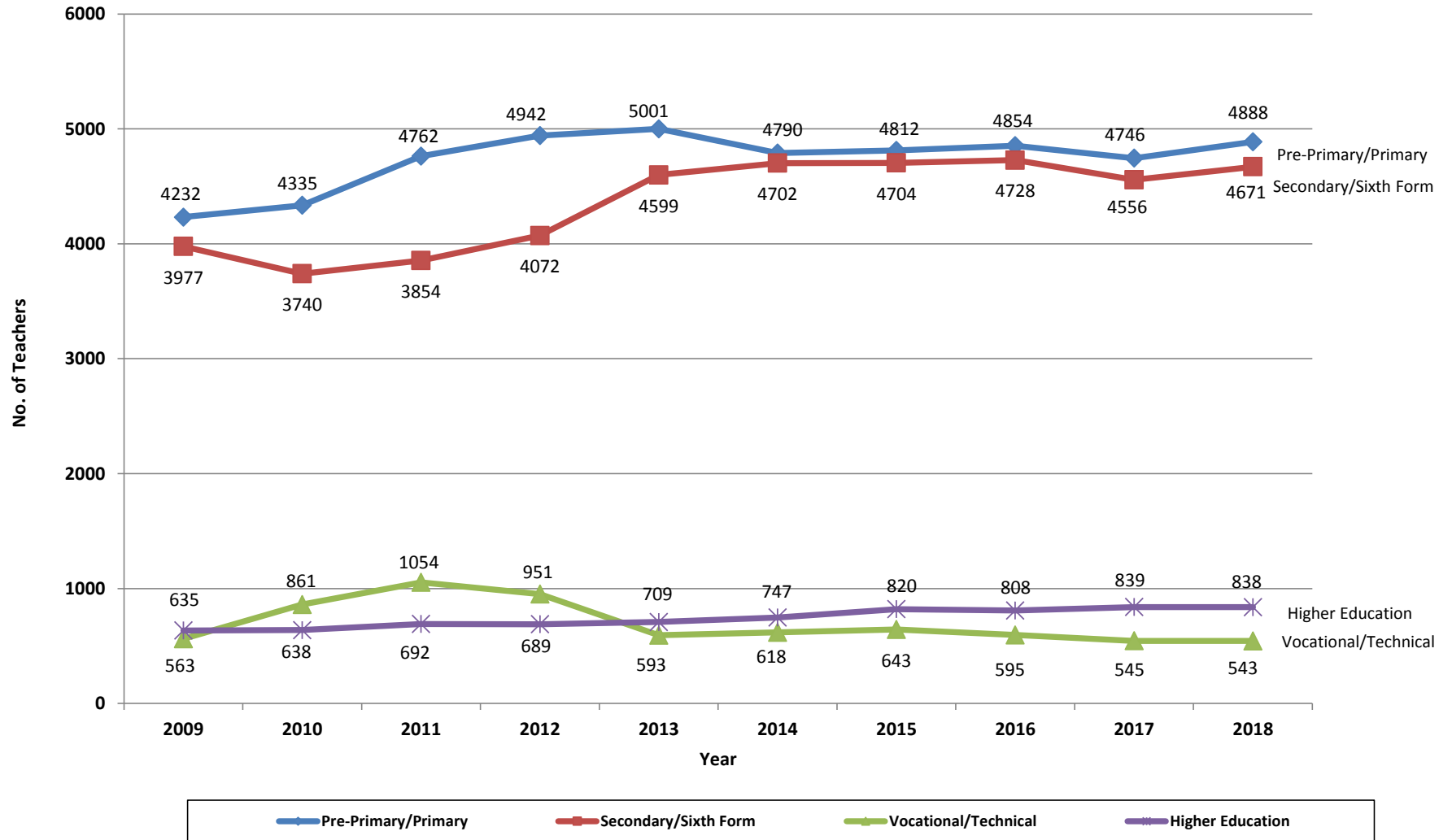
## 4.2 NUMBER OF TEACHERS / INSTRUCTORS ACCORDING TO LEVEL OF EDUCATION AND SECTOR BY YEAR

Year	Level																Grand Total
	Pre-Primary/Primary				Secondary/Sixth Form				Vocational/Technical				Higher Education				
	MOE (1)	Other (2)	Private (3)	Total	MOE (1)	Other (2)	Private (3)	Total	MOE (1)	Other (2)	Private (3)	Total	MOE (1)	Other (2)	Private (3)	Total	
2009	2704	100	1531	<b>4232</b>	3018	231	491	<b>3977</b>	742	91	28	<b>563</b>	583	45	10	<b>635</b>	<b>9173</b>
2010	2922	404	1436	<b>4335</b>	3142	222	490	<b>3740</b>	924	91	39	<b>861</b>	636	47	9	<b>638</b>	<b>9407</b>
2011	3115	110	1717	<b>4762</b>	3389	257	426	<b>3854</b>	825	102	24	<b>1054</b>	608	45	36	<b>692</b>	<b>9574</b>
2012	3113	142	1746	<b>4942</b>	3743	393	463	<b>4072</b>	464	71	58	<b>951</b>	621	36	52	<b>689</b>	<b>10362</b>
2013	3090	126	1617	<b>5001</b>	3709	392	585	<b>4599</b>	503	36	79	<b>593</b>	599	44	24	<b>709</b>	<b>10654</b>
2014	3021	143	1626	<b>4790</b>	3867	309	526	<b>4702</b>	527	39	91	<b>618</b>	618	48	81	<b>747</b>	<b>10902</b>
2015	2940	167	1705	<b>4812</b>	3835	352	517	<b>4704</b>	506	45	92	<b>643</b>	685	50	85	<b>820</b>	<b>10979</b>
2016	2867	183	1804	<b>4854</b>	3817	363	548	<b>4728</b>	472	44	79	<b>595</b>	686	38	84	<b>808</b>	<b>10985</b>
2017	2832	168	1746	<b>4746</b>	3614	380	562	<b>4556</b>	447	37	61	<b>545</b>	706	48	85	<b>839</b>	<b>10686</b>
2018	2965	149	1774	<b>4888</b>	3609	521	541	<b>4671</b>	453	38	52	<b>543</b>	674	47	117	<b>838</b>	<b>10940</b>

**Note :**

- (1) Schools/Colleges/Institutions under the Ministry of Education.
- (2) Schools/Colleges/Institutions under the Ministry of Religious Affairs, Ministry of Culture Youth and Sports and Prime Minister's Office
- (3) Schools/Colleges/Institutions under the Private Sector.

**Figure 4.2 NUMBER OF TEACHERS / INSTRUCTORS ACCORDING TO LEVEL OF EDUCATION AND SECTOR BY YEAR  
2009 - 2018**





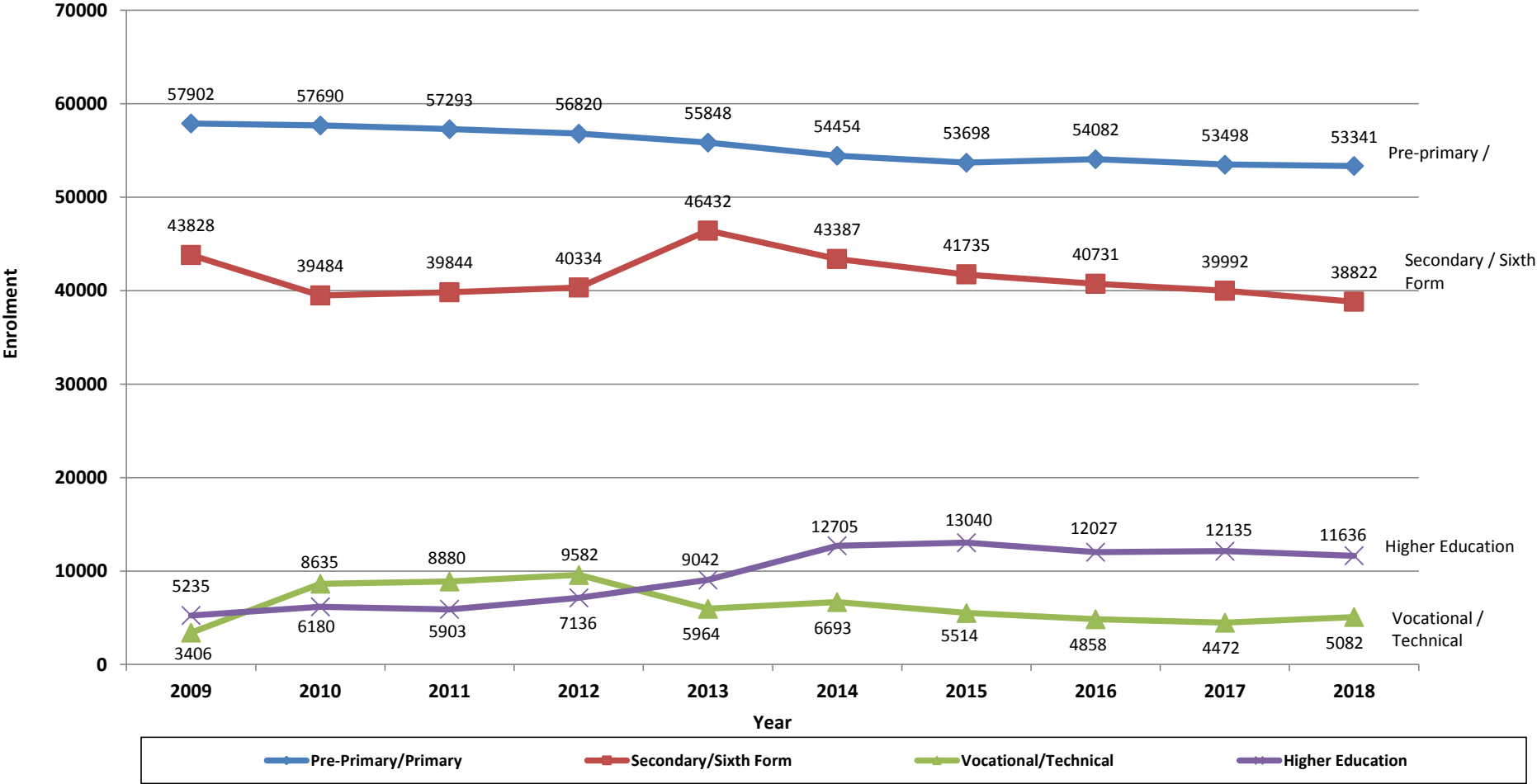
### 4.3 ENROLMENT ACCORDING TO EDUCATION LEVEL AND SECTOR BY YEAR

Year	Education Level																Grand Total
	Pre-Primary/Primary				Secondary/Sixth Form				Vocational/Technical				Higher Education				
	MOE (1)	Other (2)	Private (3)	Total	MOE (1)	Other (2)	Private (3)	Total	MOE (1)	Other (2)	Private (3)	Total	MOE (1)	Other (2)	Private (3)	Total	
2009	31234	747	25709	<b>57902</b>	32813	1172	5499	<b>43828</b>	7064	693	878	<b>3406</b>	5677	451	52	<b>5235</b>	<b>110413</b>
2010	30842	932	25519	<b>57690</b>	33088	1220	5536	<b>39484</b>	7142	685	1053	<b>8635</b>	5291	530	82	<b>6180</b>	<b>110371</b>
2011	30187	990	25643	<b>57293</b>	33167	1470	5697	<b>39844</b>	7819	670	1093	<b>8880</b>	5812	566	758	<b>5903</b>	<b>111989</b>
2012	29055	1049	25744	<b>56820</b>	38395	1933	6104	<b>40334</b>	3967	344	1653	<b>9582</b>	6940	648	1454	<b>7136</b>	<b>111920</b>
2013	27878	1088	26158	<b>55848</b>	36481	2275	6121	<b>46432</b>	4609	291	1793	<b>5964</b>	7738	732	327	<b>9042</b>	<b>113872</b>
2014	26778	1236	26440	<b>54454</b>	34630	2472	6285	<b>43387</b>	3409	258	1955	<b>6693</b>	9472	820	2413	<b>12705</b>	<b>117286</b>
2015	26002	1521	26175	<b>53698</b>	32939	2726	6070	<b>41735</b>	3779	262	1473	<b>5514</b>	9417	774	2849	<b>13040</b>	<b>113987</b>
2016	25317	1852	26913	<b>54082</b>	31513	3212	6006	<b>40731</b>	3452	255	1151	<b>4858</b>	9396	815	1816	<b>12027</b>	<b>111698</b>
2017	24869	1847	26782	<b>53498</b>	30321	3599	6072	<b>39992</b>	3449	217	806	<b>4472</b>	9602	749	1784	<b>12135</b>	<b>110097</b>
2018	24971	1413	26957	<b>53341</b>	28919	4070	5833	<b>38822</b>	3877	215	990	<b>5082</b>	9103	773	1760	<b>11636</b>	<b>108881</b>

**Note :**

- (1) Schools/Colleges/Institutions under the Ministry of Education.
- (2) Schools/Colleges/Institutions under the Ministry of Religious Affairs, Ministry of Culture Youth and Sports and Prime Minister's Office
- (3) Schools/Colleges/Institutions under the Private Sector.

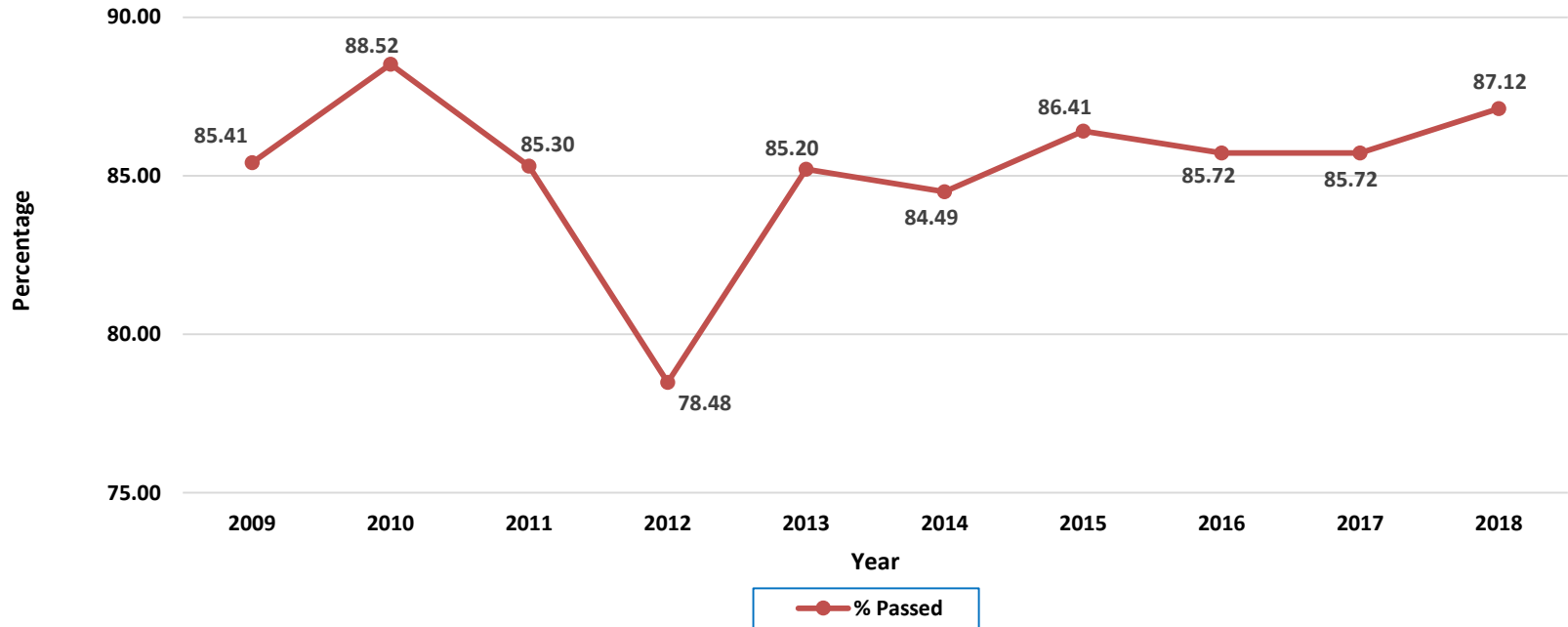
**Figure 4.3 ENROLMENT ACCORDING TO EDUCATION LEVEL AND SECTOR BY YEAR  
2009 - 2019**



#### 4.4 PERCENTAGE OF PUPILS PASSED IN PRIMARY SCHOOL ASSESSMENT (PSR) EXAMINATION

PSR		Year									
		2009	2010	2011	2012	2013	2014	2015	2016	2017	2018
All	Total Sat	6553	6776	7388	6924	6743	6349	6453	6541	6413	6260
	% Passed	85.41	88.52	85.30	78.48	85.20	84.49	86.41	85.72	85.72	87.12

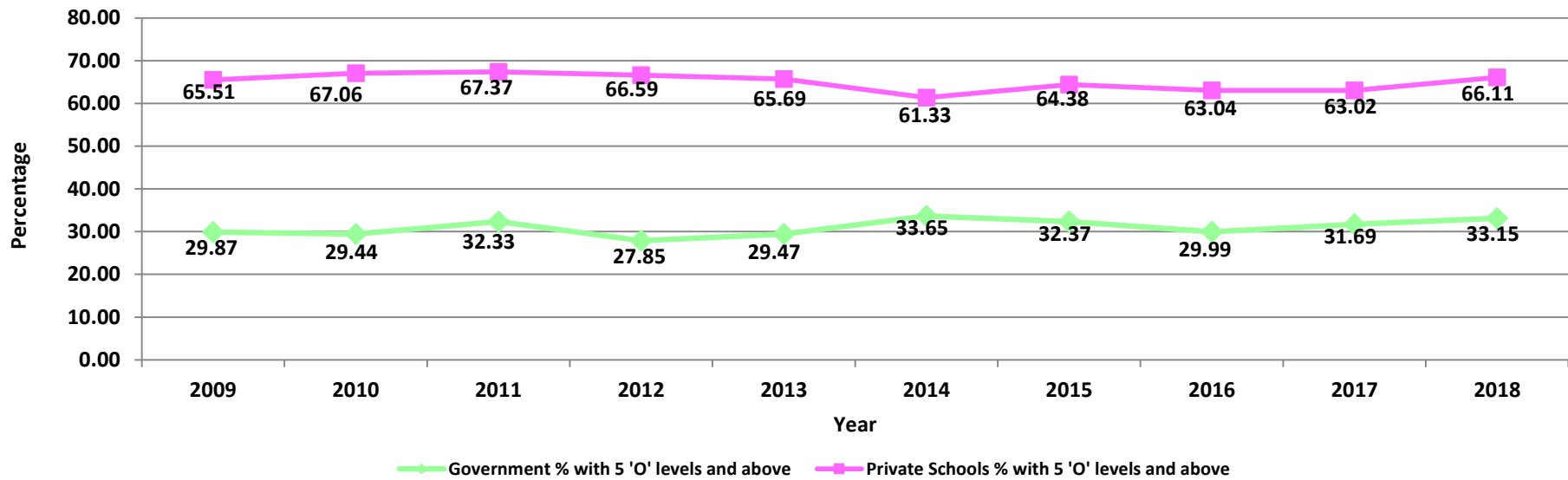
**Figure 4.4 Percentage of Pupils Passed in Primary School Assessment (PSR) Examination 2009-2018**



## 4.5 PERCENTAGE OF STUDENTS WITH 5 'O' AND ABOVE IN O LEVEL EXAMINATION BY SECTOR

'O' LEVEL		Year									
		2009	2010	2011	2012	2013	2014	2015	2016	2017	2018
Government	Total Sat	6284	6620	7934	7731	6234	5724	5774	5905	5649	5339
	% with 5'O' and above	29.87	29.44	32.33	27.85	29.47	33.65	32.37	29.99	31.69	33.15
Private Schools	Total Sat	748	756	938	883	787	812	845	836	841	785
	% with 5'O' and above	65.51	67.06	67.37	66.59	65.69	61.33	64.38	63.04	63.02	66.11
All	Total Sat	7032	7376	8872	8614	7021	6536	6619	6741	6490	6124
	% with 5'O' and above	33.66	33.29	36.03	31.82	33.53	37.09	36.46	34.09	35.75	37.38

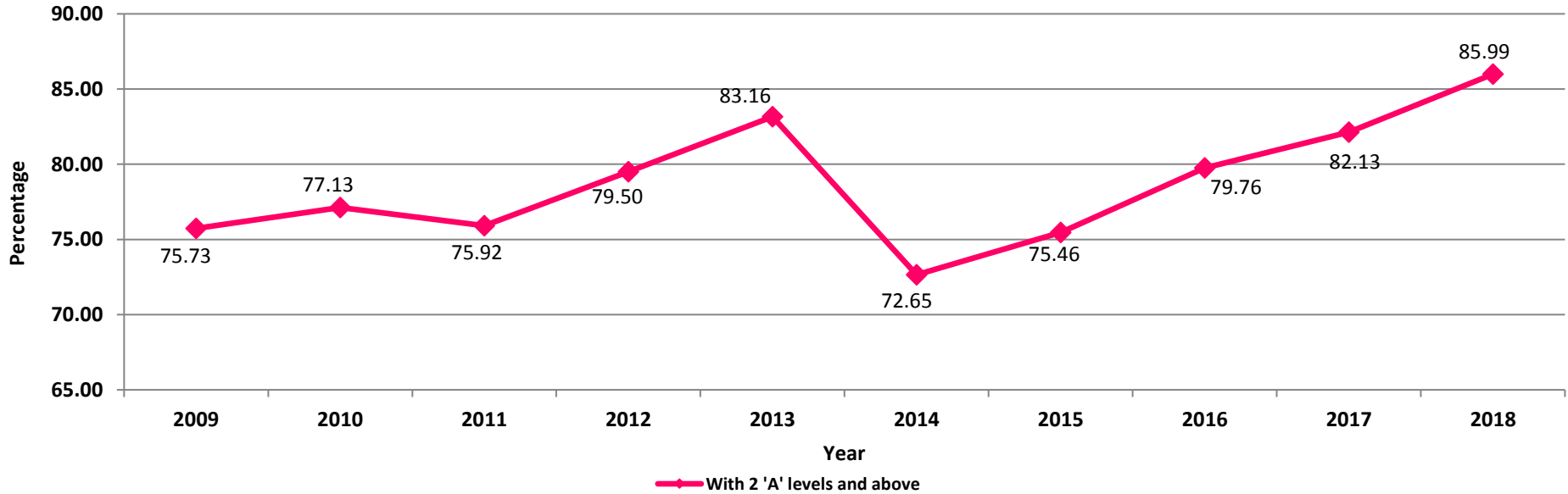
**Figure 4.5 Percentage of Students with 5 'O' and Above in BCGCE 'O' Level Examination by Sector 2009-2018**



## 4.6 PERCENTAGE OF STUDENTS PASSED WITH 2 'A' AND ABOVE IN BCGCE 'A' LEVEL EXAMINATION

'A' LEVEL		Year									
		2009	2010	2011	2012	2013	2014	2015	2016	2017	2018
All	Total Sat	2225	2226	2313	2395	2963	2797	2421	2036	1903	1713
	% with 2'A' and above	75.73	77.13	75.92	79.50	83.16	72.65	75.46	79.76	82.13	85.99

**Figure 4.6 Percentage of Students with 2 'A' and Above passes in BCGCE 'A' Examination 2008-2017**







**SECTION 5.0:  
LIST OF  
SCHOOLS**





**MINISTRY OF EDUCATION**

Cluster	District	Level	School's / Institute's Name
CLUSTER 1	BRUNEI MUARA	Pre-Primary & Primary	Sekolah Rendah Beribi Telanai Sekolah Rendah Datu Ratna Haji Muhammad Jaafar, Kiarong Sekolah Rendah Kampong Mata-Mata Gadong Sekolah Rendah Katok 'A' Sekolah Rendah Katok 'B' Sekolah Rendah Pengiran Pekerma Setia Diraja Sahibul Bandar Sekolah Rendah Pintu Malim Sekolah Rendah Puser Ulak Sekolah Rendah Tungku
		Secondary	Maktab Sultan Omar Ali Saifuddien Sekolah Menengah Katok Sekolah Menengah Menglait Sekolah Tinggi Perempuan Raja Isteri
		Sixth Form	Maktab Duli Pengiran Muda Al-Muhtadee Billah
	TEMBURONG	Pre-Primary & Primary	Sekolah Rendah Amo Sekolah Rendah Labu Estate Sekolah Rendah Negalang Sekolah Rendah Puni Sekolah Rendah Rataie Sekolah Rendah Selangan Sekolah Rendah Selapon Sekolah Rendah Semabat Sekolah Rendah Sultan Hashim Sekolah Rendah Sultan Hassan
		Secondary	Sekolah Menengah Sultan Hassan
	CLUSTER 2	BRUNEI MUARA	Pre-Primary & Primary
Secondary			Sekolah Menengah Awang Semaun Sekolah Menengah Masin Sekolah Menengah Sayyidina Hasan Sekolah Menengah Sayyidina Husain Sekolah Menengah Sultan Muhammad Jamalul Alam
Sixth Form			Pusat Tingkatan Enam Sengkurong

**MINISTRY OF EDUCATION**

Cluster	District	Level	School's / Institute's Name
CLUSTER 3	BRUNEI MUARA	Pre-Primary & Primary	Sekolah Rendah Amar Pahlawan Sekolah Rendah Anggerek Desa Sekolah Rendah Berakas Garison Sekolah Rendah Dato Basir Sekolah Rendah Dato Marsal Sekolah Rendah Dato Othman Sekolah Rendah Datu Maha Wangsa Lambak Sekolah Rendah Delima Satu Sekolah Rendah Junjongan Sekolah Rendah Kasat Sekolah Rendah Lambak Kanan Jalan 49 Sekolah Rendah Lumapas Sekolah Rendah Nakhoda Abdul Rashid Menunggol Sekolah Rendah Pantai Berakas, ABDB Sekolah Rendah Pehin Dato Jamil Sekolah Rendah Perpindahan Lambak Kanan Jalan 10 Sekolah Rendah Pulaie Sekolah Rendah Putat
		Secondary	Sekolah Menengah Berakas Sekolah Menengah Lambak Kiri Sekolah Menengah Pengiran Anak Puteri Hajah Masna Sekolah Menengah Sayyidina Abu Bakar Sekolah Menengah Sayyidina Umar Al-Khattab Sekolah Sukan
		Secondary & Sixth Form	Maktab Sains Paduka Seri Begawan Sultan
CLUSTER 4	BRUNEI MUARA	Pre-Primary & Primary	Sekolah Rendah Batu Marang Sekolah Rendah Dato Mohd Yassin Sekolah Rendah Haji Mohd Salleh Sungai Hanching Sekolah Rendah Kapok Sekolah Rendah Mentiri Sekolah Rendah Orang Kaya Besar Imas Subok Sekolah Rendah Rimba I Sekolah Rendah Rimba II Sekolah Rendah Rimba III Sekolah Rendah Serasa Sekolah Rendah Sultan Abdul Bubin Sungai Besar Sekolah Rendah Sultan Umar Ali Saifuddin Muara Sekolah Rendah Tanah Jambu Sekolah Rendah Tanjong Kindana Sekolah Rendah Tentera Laut Diraja Brunei, Muara
		Secondary	Sekolah Menengah Pehin Datu Seri Maharaja Mentiri Sekolah Menengah Pengiran Isteri Hajah Mariam Sekolah Menengah Rimba Sekolah Menengah Rimba II Sekolah Menengah Sultan Sharif Ali
		Sixth Form	Pusat Tingkatan Enam Meragang
	TUTONG	Pre-Primary & Primary	Sekolah Rendah Bakiau Sekolah Rendah Batang Mitus Sekolah Rendah Birau Sekolah Rendah Kiudang Sekolah Rendah Orang Kaya Ali Wanika Setia Diraja Kupang
		Secondary	Sekolah Menengah Raja Isteri Pengiran Anak Saleha

**MINISTRY OF EDUCATION**

Cluster	District	Level	School's / Institute's Name
CLUSTER 5	TUTONG	Pre-Primary & Primary	Sekolah Rendah Abdul Rashid Tanjong Maya Sekolah Rendah Benutan Sekolah Rendah Binturan Sekolah Rendah Bukit Panggal Sekolah Rendah Bukit Udal Sekolah Rendah Danau Sekolah Rendah Dato Pemacha Saging Ukong Sekolah Rendah Kampung Bukit Sekolah Rendah Kampung Menengah Sekolah Rendah Keriam Sekolah Rendah Lamunin Sekolah Rendah Lubok Pulau Sekolah Rendah Muda Hashim Sekolah Rendah Panchong Sekolah Rendah Penanjong Sekolah Rendah Penapar Sekolah Rendah Pengiran Dipa Negara Pengiran Jaya Sengkarai Sekolah Rendah Pengiran Kesuma Negara Bukit Beruang Sekolah Rendah Pengiran Muda Mahkota Sekolah Rendah Perpindahan Kampung Bukit Beruang II Sekolah Rendah Rambai Sekolah Rendah Sinaut Sekolah Rendah Tumpuan Telisai Sekolah Rendah Tutong Kem
		Secondary	Sekolah Menengah Muda Hashim Sekolah Menengah Sayyidina Othman Sekolah Menengah Sufri Bolkiah Sekolah Menengah Tanjong Maya
		Sixth Form	Pusat Tingkatan Enam Tutong
CLUSTER 6	BELAIT	Pre-Primary & Primary	Sekolah Rendah Ahmad Tajuddin Sekolah Rendah Dato Maharaja Setia Dian Sukang Sekolah Rendah Kuala Belait Sekolah Rendah Labi Sekolah Rendah Lumut Sekolah Rendah Melilas Sekolah Rendah Merangking Sekolah Rendah Muhammad Alam Sekolah Rendah Orang Kaya Pemancha Berandai Bukit Sawat Sekolah Rendah Paduka Seri Begawan Sultan Omar Ali Saifuddin Sekolah Rendah Panaga Sekolah Rendah Pengiran Setia Jaya Pg Hj Abd Momin Sekolah Rendah Pengiran Setia Negara Pg Hj Mohd Yusof Sekolah Rendah Sungai Liang Sekolah Rendah Sungai Tali, Lumut II Sekolah Rendah Sungai Teraban
		Secondary	Maktab Anthony Abell Sekolah Menengah Pengiran Anak Puteri Hajah Rashidah Sa'adatul Bolkiah Sekolah Menengah Perdana Wazir Sekolah Menengah PJN Pg Haji Abu Bakar
		Secondary & Sixth Form	Sekolah Menengah Sayyidina Ali
	BRUNEI MUARA	Vocational / Technical Education	IBTE Kampus Agro-Teknologi IBTE Kampus Bisnes IBTE Kampus Mekanikal IBTE Kampus Nakhoda Ragam IBTE Kampus Sultan Saiful Rijal
		Higher Education	Politeknik Brunei Universiti Brunei Darussalam Universiti Islam Sultan Sharif Ali Universiti Teknologi Brunei
	BELAIT	Vocational / Technical Education	IBTE Kampus Jefri Bolkiah IBTE Kampus Sultan Bolkiah

**PRIVATE SCHOOLS & INSTITUTIONS**

District	Level	School's / Institute's Name
<b>BRUNEI MUARA</b>	Pre-Primary	Joyful Kids Montessori School Miftahan Nur Islamic International School Nusa Laila Puteri (Tanjung Bunut) Sekolah Little Caliphs Sekolah Jigsaw Playschool Sekolah Rising Star Child Development Sekolah Taman Asuhan Pertiwi Sekolah Taman Didikan Anak-Anak Polis Di Raja Brunei Seri Mulia Sarjana School Pra, Kg.Santul Syamde Bright School Wonder Kidz School
	Pre-Primary & Primary	Fairview School Nusa Laila Puteri (Kiulap) Nusa Laila Puteri (Sungai Buloh) Sekolah Al-Falaah (Cawangan Mulaut) Sekolah Al-Falaah Sg Akar Sekolah Bakti Dewa (Cawangan Berakas) Sekolah Bakti Dewa (Cawangan Jerudong) Sekolah Bright Jigsaw International Sekolah Cahaya Bina Insan Kilanas Sekolah Cemerlang Abejess Sekolah DES Sekolah Freda Radin Sekolah Kesuma Mekar Sekolah Rendah Iqra Sekolah Rendah Jigsaw Berakas Sekolah Rendah Learning Tree Sekolah Riverside (Cawangan Masin) Sekolah Riverside (Cawangan Sungai Matan) Sekolah Sinaran Mas Sekolah Sinaran Pelangi Sekolah Stella's Nursery Sekolah Sunshine Sekolah Alif Sdn Bhd Sekolah Tadika Datin Hjh Malai Rogayah Sekolah Tadika and Rendah P.G.G.M.B (Sg Akar) Sekolah Tangga Gemilang Sekolah Tinkerbelle Learning Sekolah Tunas Jaya PGGMB (Cawangan Lambak) Sekolah Tunas Jaya PGGMB (Cawangan Madang) Seri Mulia Sarjana International School

**PRIVATE SCHOOLS & INSTITUTIONS**

District	Level	School's / Institute's Name
<b>BRUNEI MUARA</b>	Pre-Primary, Primary & Secondary	Sekolah Menengah Chung Hwa Sekolah St Andrew's Sekolah St George's Sekolah Taska, Rendah & Menengah Yayasan Sultan Haji Hassanal Bolkiah
	Pre-Primary, Primary, Secondary & Sixth Form	International School Brunei Sekolah Jerudong International
	Primary only	Seri Mulia Sarjana School Rendah, Jangsak
	Primary & Secondary	Nusa Laila Puteri Jangsak
	Secondary only	Seri Mulia Sarjana Secondary School, Kg Mata-Mata
	Technical / Vocational Institution	BICPA-FTMS Accountancy Academy Cosmopolitan College of Commerce & Technology Kemuda Institute Micronet International College
	Higher Education	International Graduate Studies College (IGS) Laksamana College of Business
<b>TUTONG</b>	Pre-Primary	Sekolah Bakti Dewa, Panchur Dulit
	Pre-Primary & Primary	Sekolah Chung Hwa Kiudang Sekolah Chung Hwa Tutong Sekolah Nurul Falah Sekolah Nusa Jaya Kg Keriam Sekolah Pertama Tutong
<b>BELAIT</b>	Pre-Primary	Sekolah Tadika Alif Sekolah Tadika ABC
	Pre-Primary & Primary	International School of Brunei (ISB) Cawangan Belait Sekolah Chung Hwa Labi Sekolah Chung Lian Sekolah Tunas Jaya PGGMB
	Pre-Primary, Primary & Secondary	Sekolah Menengah Chung Ching Sekolah Menengah Chung Hwa Sekolah Panaga International Sekolah St. Angela's Sekolah St. James's Sekolah St. John's Sekolah St. Margaret's
<b>TEMBURONG</b>	Pre-Primary & Primary	Sekolah Pai Yuek Sekolah Suria Jaya Kindergarten

**MINISTRY OF RELIGIOUS AFFAIRS**

District	Level	School's / Institute's Name
<b>BRUNEI MUARA</b>	Primary only	Sekolah Persediaan Arab BSB
	Primary & Secondary	Sekolah Ugama Arab Menengah Perempuan Raja Isteri Pengiran Anak Damit
	Secondary only	Sekolah Ugama Arab Menengah Perempuan Raja Isteri Pengiran Anak Hajah Saleha
	Secondary & Sixth Form	Institut Tahfiz Al-Quran Sultan Haji Hassanal Bolkiah
	Sixth Form only	Sekolah Menengah Arab Laki-laki Hassanal Bolkiah
	Higher Education	Kolej Universiti Perguruan Ugama Seri Begawan
<b>TUTONG</b>	Primary & Secondary	Sekolah Mahad Islam Brunei
<b>BELAIT</b>	Primary & Secondary	Sekolah Arab Lelaki Belait
<b>TEMBURONG</b>	Primary & Secondary	Sekolah Arab Temburong

**MINISTRY OF CULTURE YOUTH AND SPORTS**

District	Level	School's / Institute's Name
<b>BRUNEI MUARA</b>	Vocational / Technical Education	Pusat Pembangunan Belia

**PRIME MINISTER'S OFFICE**

District	Level	School's / Institute's Name
<b>BRUNEI MUARA</b>	Vocational / Technical Education	Pusat Latihan Kesenian dan Pertukangan Tangan

**LIST OF NEW SCHOOL IN 2018**

District	Level	School's / Institute's Name
BRUNEI MUARA	Pre-Primary & Primary	Sekolah Rendah Katok B
BRUNEI MUARA	Pre-Primary & Primary	Sekolah Rendah Rimba III


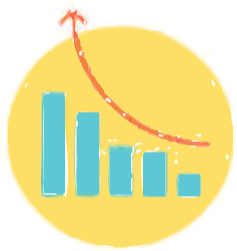

**LIST OF SCHOOL RENAME IN 2018**

District	Level	Previous School Name	Current School Name
BRUNEI MUARA	Pre-Primary & Primary	Sekolah Rendah Sungai Kebun (Baru)	Sekolah Rendah Pengiran Anak Puteri Besar, Sungai Kebun









# BRUNEI DARUSSALAM EDUCATION STATISTICS

# 2018

DEPARTMENT OF PLANNING, DEVELOPMENT AND RESEARCH  
LEVEL 2 & 3, BLOCK C,  
MINISTRY OF EDUCATION BUILDING,  
OLD AIRPORT ROAD, BERAKAS BB3510  
NEGARA BRUNEI DARUSSALAM